










WORKING TOGETHER

Tyson foods and Intralox have a long-standing partnership geared toward improving operational efficiencies.

YEAR-TO-DATE PROGRAM SAVINGS: \$11,637,990 / ESTIMATED VALUE: \$14,467,051

 Layout Consulting	 On-site Project Support	 Intralox Learn	 Commercial Food Sanitation	 Waived Items	 Service	 Other
37 Projects 427 Hours	7 Projects 17 Days Support	YTD Users 927 Total 4,062	Training: 10/10 Consulting: 3/3 Workshop: 0/2	66 Locations 124 Waived Orders	38 Locations 68 Service Days	New Products Other Services
CA*: \$106,750 EV*: \$925,000	CA*: \$25,500 EV*: \$102,000	CA*: \$463,500 EV*: 927,000	CA*: \$24,425	CA*: \$179,511	CA*: \$102,000	CA*: \$41,756

*CA: Cost Avoidance | *EV: Estimated Value

2024 YTD DIRECT ORDER SAVINGS BY BUSINESS UNIT

Tyson BU	Q1	Q2	Q3	Q4	Grand Total
Fresh Meats	\$1,565,060	\$1,133,360	\$1,152,557	\$1,171,669	\$5,022,646
International	\$9,032	\$8,797	\$7,735	\$12,583	\$38,147
Poultry	\$1,182,449	\$1,160,088	\$1,120,889	\$1,304,573	\$4,767,999
Prepared Foods	\$487,590	\$481,931	\$344,701	\$494,976	\$1,809,198
Grand Total	\$3,244,131	\$2,784,177	\$2,625,883	\$2,983,800	\$11,637,990

QUARTERLY HIGHLIGHT – CleanLock Sprockets at Forest, MS, Plant



New CFA project. Belt breakage observed in less than 6 months.



CleanLock sprockets installed 2 years ago. No sign of wear and no belt damage observed since.

“Set it and forget it.”

Hal Patterson,
Maintenance Manager

NEW PRODUCT HIGHLIGHT – Live Bird Belt

S800 Flat Top with Heavy-Duty Edge in black polyethylene, PK rods, stainless steel rod service row



Visit ilox.co/Tyson for more details.

TYSON FOODS INTERNATIONAL
QUARTERLY TCO REPORT – FISCAL Q4, 2024



Visit ilox.co/tyson

Tyson BU	Tyson Division	Q1	Q2	Q3	Q4	Grand Total	YTD Layout Consulting	YTD Onsite Support
Fresh Meats	Beef	\$704,354	\$497,077	\$691,351	\$489,743	\$2,382,524	127	25
	Pork	\$526,832	\$523,115	\$343,515	\$528,665	\$1,922,127	51	38
	Case Ready Beef & Pork	\$322,193	\$111,807	\$117,692	\$147,741	\$699,432	168	46
	Bruss	\$11,682	\$1,361		\$5,519	\$18,562		0
Fresh Meats Total		\$1,565,060	\$1,133,360	\$1,152,557	\$1,171,669	\$5,022,646	346	109
Poultry	FS Value-Added Poultry	\$406,158	\$331,413	\$307,962	\$327,860	\$1,373,393	14	131
	Raw Poultry	\$302,229	\$296,003	\$205,861	\$451,112	\$1,255,205	8	78
	Small Bird	\$175,704	\$191,993	\$260,440	\$257,993	\$886,130	1	72
	McDonalds	\$112,460	\$159,807	\$162,987	\$140,221	\$575,476		63
	Raw Value-Added Poultry	\$105,742	\$115,513	\$93,691	\$74,406	\$389,352	1	20
	Join venture	\$51,132	\$42,644	\$78,097	\$39,395	\$211,268		4
	Smart Chicken	\$1,146	\$13,260	\$5,995	\$7,730	\$28,130	28	3
	RVAF (Rendering)	\$16,413		\$5,857	\$5,857	\$28,126		0
	JV	\$84	\$9,456			\$9,540		
	Closed	\$8,091	\$0			\$8,091		
	Small Bird/Value Added	\$3,288				\$3,288		0
Poultry Total		\$1,163,326	\$1,125,732	\$1,107,452	\$1,542,631	\$4,939,142	52	379
Prepared Foods	Pepperoni/Pizza Toppings	\$6,013	\$26,717	\$17,722	\$12,416	\$62,867		7
	Tortillas	\$73,796	\$34,008	\$30,127	\$62,770	\$200,701		11
	Raw/Cooked Beef	\$18,069	\$8,924	\$58,574	\$61,204	\$146,772		5
	Bacon Raw and Cooked	\$37,618	\$48,021	\$24,186	\$19,632	\$129,458		2
	Corn Dogs	\$22,774	\$17,579	\$26,794	\$61,370	\$128,516		7
	Sausage Packing	\$13,718	\$1,423	\$31,260	\$70,336	\$116,737	3	5
	Lunch Meat/Hot Dogs	\$20,427	\$35,606	\$7,860	\$52,060	\$115,953	2	6
	Cooked Beef Patties	\$61,470	\$27,458	\$6,525	\$4,870	\$100,323	20	5
	Bread Sticks/Pizza	\$16,935	\$18,606	\$18,350	\$22,570	\$76,461		3
	Bacon	\$19,874	\$35,339	\$2,492	\$5,108	\$62,812		10
	Lunch Meat Tubs	\$6,038	\$22,871	\$18,424	\$14,454	\$61,787		2
	Cooked Beef/Poultry	\$2,924	\$17,067	\$17,696	\$16,855	\$54,541		2
	Pepperoni	\$8,641	\$11,445	\$902	\$14,666	\$35,655		4
	Tacos/Par Cooked Bacon	\$18,789		\$3,902	\$4,732	\$27,423		3
	Raw Beef	\$10,073	\$22,740	\$12,516	\$21,421	\$66,750		11
	Bakery/Sandwich Assembly	\$3,507	\$2,115	\$274	\$9,946	\$15,842		1
	Advance Pierre		\$7,282	\$5,843		\$13,125		5
	Bacon Raw	\$3,155	\$618	\$2,292	\$6,410	\$12,475		2
	Philly Cheese Steak Raw	\$8,557		\$3,448		\$12,006		0
	Philly Cheese Steak Cooked		\$3,529	\$4,286		\$7,815		4
	Lunch Meat/Hams		\$392	\$1,689		\$2,081		0
	Sandwich Assembly/Fruit Cups			\$893		\$893		0
	Lunch Meat/Hot Dogs/JD Bowls	\$14,228	\$120,324	\$34,168	\$22,164	\$190,885		4
	SS, Lunch Meat/Hot Dogs	\$120,981	\$13,689	\$8,301	\$11,993	\$154,964	4	4
Prepared Foods Total		\$487,590	\$481,931	\$344,701	\$494,976	\$1,809,198	29	103
Grand Total		\$3,235,099	\$2,775,379	\$2,618,147	\$2,971,218	\$11,599,843	427	591

Visit ilox.co/Tyson for more details.