

# Tuff Rib Panel

G-100 Galvanized | AZ50 Galvalume



■ - Colors available in heavier 26 gauge Galvalume \* - Only available with Galvalume Panels



**Bright White** (WH)



**Light Stone** (LS)



**Beige** (BG)



**Clay** (CL)



**Tan** (TN)



**Bone White** (BW)



**Ash Gray** (AG)



**Pewter Gray** (PG)



**Charcoal** (CH)




**Bronze** (BZ)




**Scarlet Red** (SR)




**Barn Red** (RD)



**Colonial Red** (CR)



**Burgundy** (BU)



**Brown** (BN)



**\*Gold** (GL)



**\*Patina Green** (PA)



**\*Avocado Green** (AV)




**Forest Green** (FG)




**Evergreen** (EG)



**Slate Blue** (SB)




**Gallery Blue** (GB)



**\*Dark Blue** (DB)



**Black** (BL)



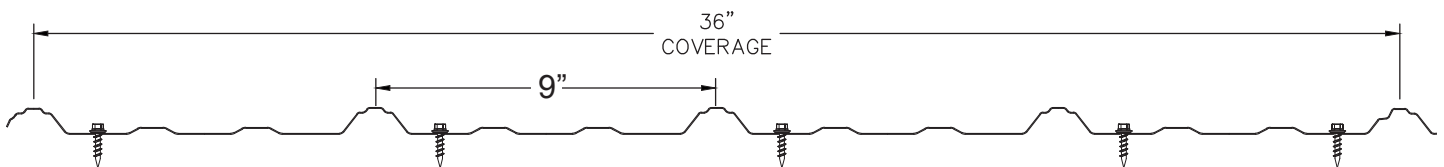
**\*1Copper Penny** (CP)

36" Wide Coverage • 9" Rib Spacing • 3/4" High Rib

\*Only available with Galvalume Panels.

1Premium Color at Additional Cost.

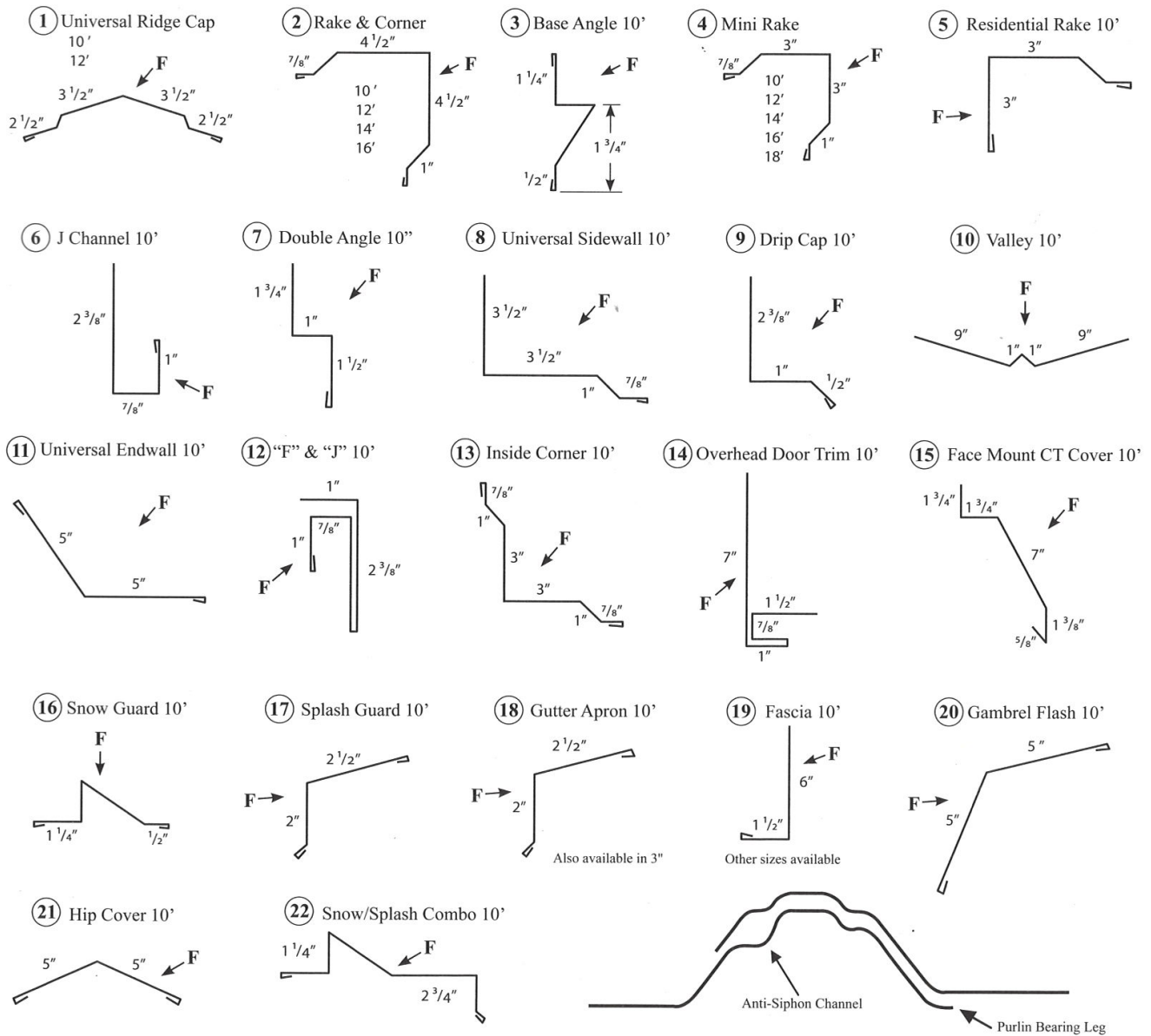
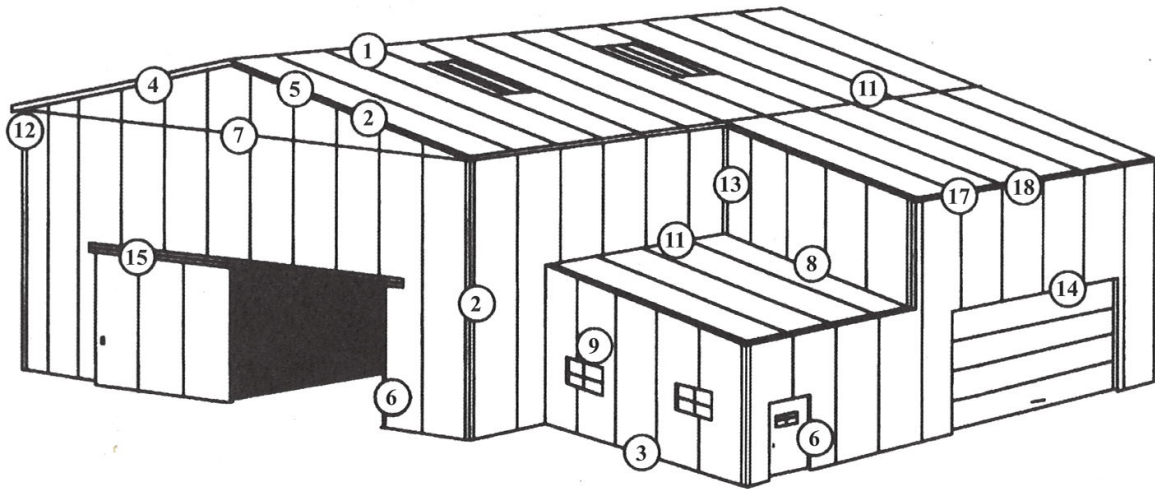
## Tuff Rib Panel Profile



### What is the difference between Galvalume® and Galvanized Substrates?

Underneath the high-performance paint colors is either a Galvalume® or Galvanized coating. Galvalume® is a coating with zinc, aluminum, and trace amounts of silicon for great long-term performance. Galvanized coatings have a higher concentration of zinc that fights weathering and gives a speedy defense against rust – especially on cut edges or scratches. Galvanized coatings resist the effects of ammonia vapors and tend to perform better in the presence of livestock than Galvalume®.





627 Southampton Rd,  
Westfield, MA 01085  
**413-507-0959**

We strive to make our color charts as precise as possible, but the accuracy of the painted chips is not guaranteed. For 100% color matching, please request a free metal sample

