

MDL 127 LP S

Single-Wall Sound Booth | 12.7 sq ft



Shown with
optional
studio light

WhisperRoom®

MDL 127 LP S

Single-Wall Sound Booth | 12.7 sq ft



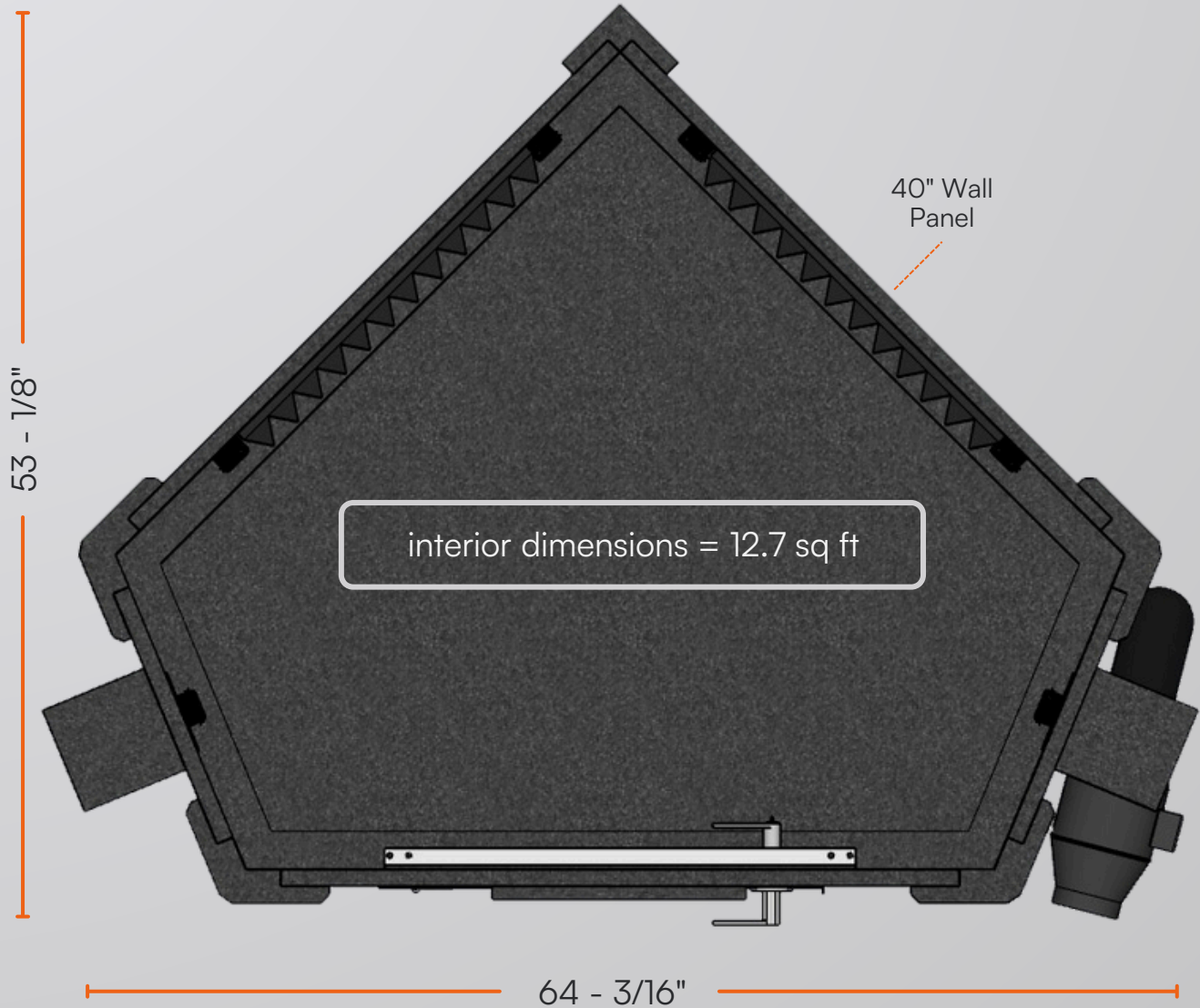
Exterior Dimensions	5' 5" x 4' 6" x 6' 11"
Interior Dimensions	12.7 sq ft
Assembled Weight	709 lbs (322 kg)
Assembly Time	~ 2 hours
Wall Thickness	1" MDF barrier
Wall Panel Layers	1" MDF barrier + 2" foam
Door Window Thickness	3/4"
Door Window Layers	laminated safety glass + air gap
Window Size	12" x 30"

Note: Exterior dimensions exclude 5.5" ventilation duct protrusion. Height increases by 5" with the optional caster plate.

MDL 127 LP S

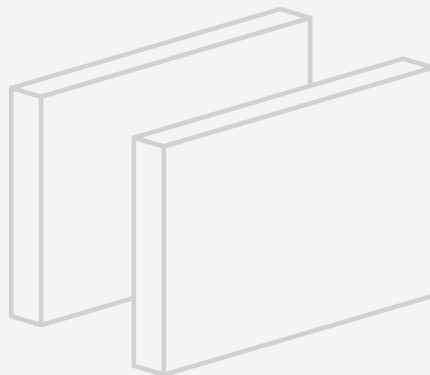
Single-Wall Sound Booth | 12.7 sq ft

Top-Down Layout & Modular Panel Configuration



All 40" wall components are interchangeable:

- Solid Wall Panels
- Wall with Door



Ventilation & Clearance:

- Vent system protrudes 5.5"
- Allow 6" from host room walls
- Door swing: 24", opens outward

MDL 127 LP S

Single-Wall Sound Booth | 12.7 sq ft

Basic Features (Included)




Ventilation system



12" x 30" door window



Cable passages (4)



Acoustic studiofoam (2)



18" LED light



Remote switch

Options & Accessories (Sold Separately)

Interior Upgrades

- Studio light
- Audimute acoustic panels
- Acoustic package
- LENRD bass traps

Structural Mods

- 10" height extension
- IEP floor

Ventilation Upgrades

- HEPA filter
- Ventilation silencing system
- Exterior fan silencer

Access & Mobility

- Caster plate
- Step

Functional Add-Ons

- Multi jack panel