


# MDL 7272 S

Single-Wall Sound Booth | 6' x 6'




Shown with  
optional  
studio light

**WhisperRoom**®

# MDL 7272 S

Single-Wall Sound Booth | 6' x 6'



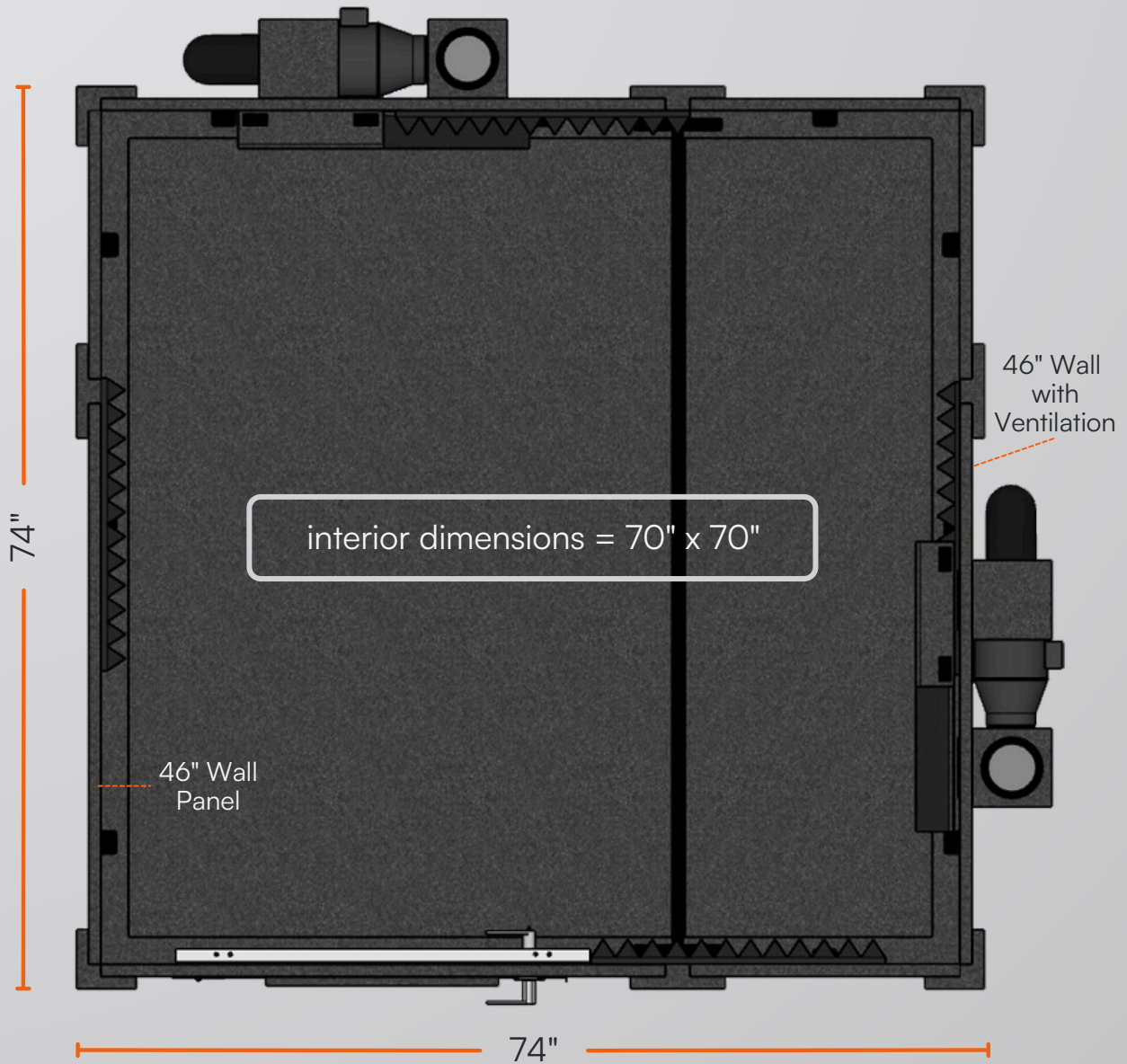
Exterior Dimensions	6' 2" x 6' 2" x 6' 11"
Interior Dimensions	5' 10" x 5' 10" x 6' 8"
Assembled Weight	1175 lbs (533 kg)
Assembly Time	~ 3.5 hours
Wall Thickness	1" MDF barrier
Wall Panel Layers	1" MDF barrier + 2" foam
Door Window Thickness	3/4"
Door Window Layers	laminated safety glass + air gap
Window Size	16" x 30"

**Note:** Exterior dimensions exclude 5.5" ventilation duct protrusion. Height increases by 5" with the optional caster plate.

# MDL 7272 S

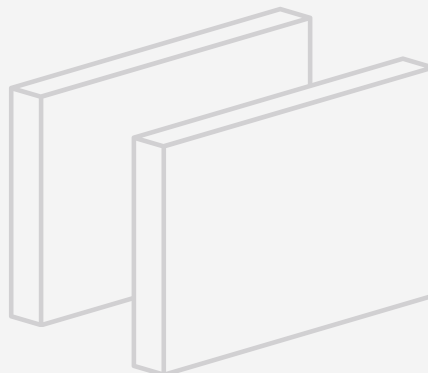
Single-Wall Sound Booth | 6' x 6'

Top-Down Layout & Modular Panel Configuration



## All 46" wall components are interchangeable:

- Solid Wall Panels
- Wall with Ventilation
- Wall with Door
- Wall with Window (optional)



## Ventilation & Clearance:

- Vent system protrudes 5.5"
- Allow 6" from host room walls
- Door swing: 30", opens outward

# MDL 7272 S

Single-Wall Sound Booth | 6' x 6'

## Basic Features (Included)



Ventilation systems (2)



16" x 30" door window



Cable passages (4)



Acoustic studiofoam (4)



18" LED light



Remote switch

## Options & Accessories (Sold Separately)

### Interior Upgrades

- Studio light
- Audimute acoustic panels
  - Acoustic package
  - LENRD bass traps

### Structural Mods

- 10" height extension
- Wall windows
  - IEP floor

### Ventilation Upgrades

- HEPA filter
- Ventilation silencing system
  - Exterior fan silencer

### Access & Mobility

- Caster plate
  - Step
- Wide access door
  - ADA package

### Functional Add-Ons

- Multi jack panel
- Office desk