


MDL 7296 S

Single-Wall Sound Booth | 6' x 8'



Shown with optional
studio light and
wall window

WhisperRoom®

MDL 7296 S

Single-Wall Sound Booth | 6' x 8'



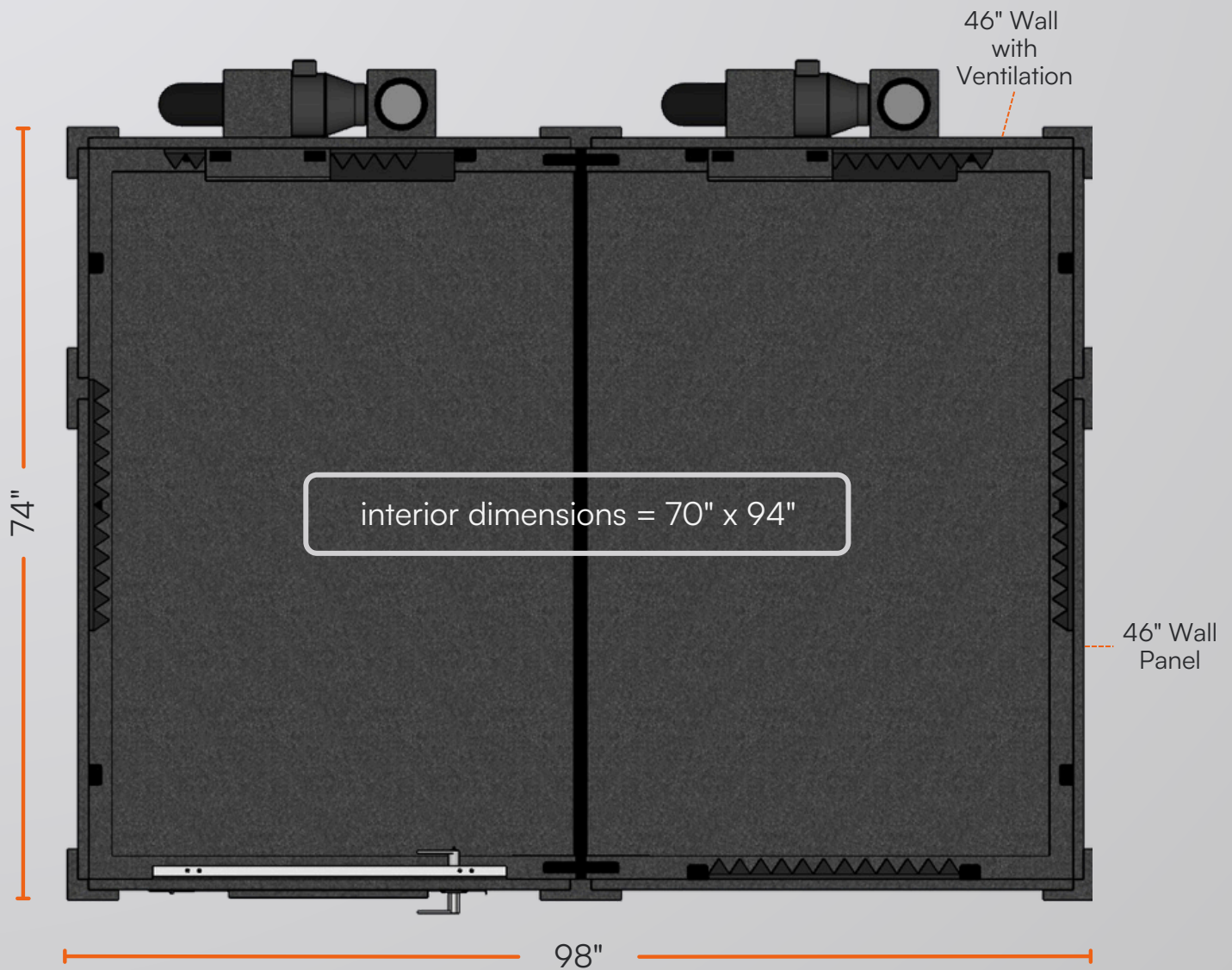
Exterior Dimensions	6' 2" x 8' 2" x 6' 11"
Interior Dimensions	5' 10" x 7' 10" x 6' 8"
Assembled Weight	1345 lbs (610 kg)
Assembly Time	~ 3.5 hours
Wall Thickness	1" MDF barrier
Wall Panel Layers	1" MDF barrier + 2" foam
Door Window Thickness	3/4"
Door Window Layers	laminated safety glass + air gap
Window Size	16" x 30"

Note: Exterior dimensions exclude 5.5" ventilation duct protrusion. Height increases by 5" with the optional caster plate.

MDL 7296 S

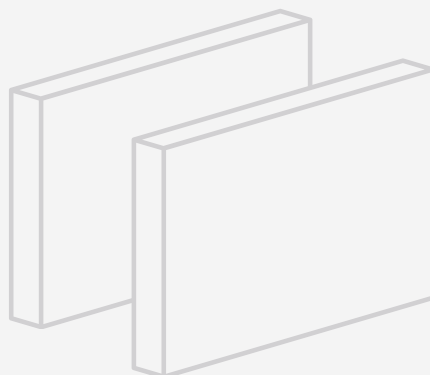
Single-Wall Sound Booth | 6' x 8'

Top-Down Layout & Modular Panel Configuration



All 46" wall components are interchangeable:

- Solid Wall Panels
- Wall with Ventilation
- Wall with Door
- Wall with Window (optional)



Ventilation & Clearance:

- Vent system protrudes 5.5"
- Allow 6" from host room walls
- Door swing: 30", opens outward

MDL 7296 S

Single-Wall Sound Booth | 6' x 8'

Basic Features (Included)



Ventilation systems (2)



16" x 30" door window



Cable passages (4)



Acoustic studiofoam (5)



18" LED light



Remote switch

Options & Accessories (Sold Separately)

Interior Upgrades

- Studio light
- Audimute acoustic panels
 - Acoustic package
 - LENRD bass traps

Structural Mods

- 10" height extension
- Wall windows
 - IEP floor

Ventilation Upgrades

- HEPA filter
- Ventilation silencing system
 - Exterior fan silencer

Access & Mobility

- Caster plate
 - Step
- Wide access door
 - ADA package

Functional Add-Ons

- Multi jack panel
 - Office desk