


MDL 102186 S

Single-Wall Sound Booth | 8.5' x 15.5'



Shown with optional
studio light and
wall window

WhisperRoom®

MDL 102186 S

Single-Wall Sound Booth | 8.5' x 15.5'



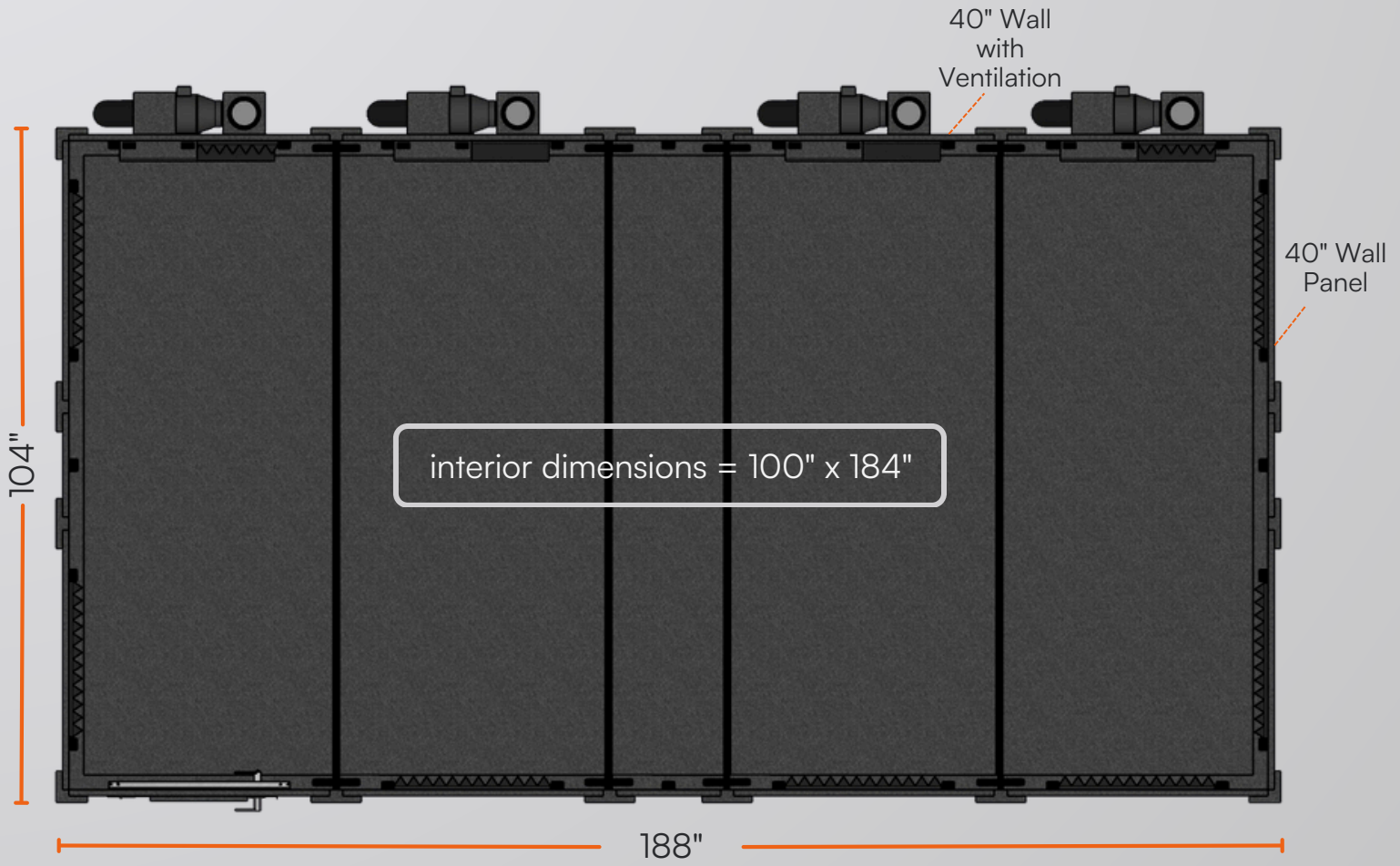
Exterior Dimensions	8' 8" x 15' 8" x 6' 11"
Interior Dimensions	8' 4" x 15' 4" x 6' 8"
Assembled Weight	2625 lbs (1191 kg)
Assembly Time	~ 7 hours
Wall Thickness	1" MDF barrier
Wall Panel Layers	1" MDF barrier + 2" foam
Door Window Thickness	3/4"
Door Window Layers	laminated safety glass + air gap
Window Size	12" x 30"

Note: Exterior dimensions exclude 5.5" ventilation duct protrusion. Height increases by 5" with the optional caster plate.

MDL 102186 S

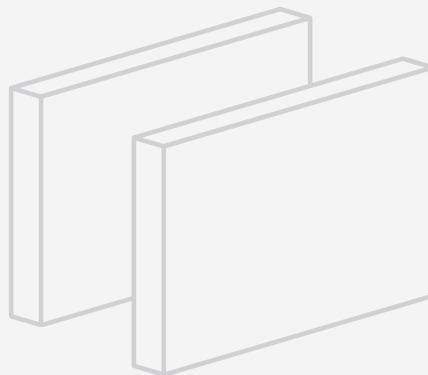
Single-Wall Sound Booth | 8.5' x 15.5'

Top-Down Layout & Modular Panel Configuration



All 40" wall components are interchangeable:

- Solid Wall Panels
- Wall with Ventilation
- Wall with Door
- Wall with Window (optional)




Ventilation & Clearance:

- Vent system protrudes 5.5"
- Allow 6" from host room walls
- Door swing: 24", opens outward

MDL 102186 S

Single-Wall Sound Booth | 8.5' x 15.5'

Basic Features (Included)




Ventilation systems (4)



12" x 30" door window



Cable passages (8)



Acoustic studiofoam (9)



18" LED light



Remote switch

Options & Accessories (Sold Separately)

Interior Upgrades

- Studio light
- Audimute acoustic panels
 - Acoustic package
 - LENRD bass traps

Structural Mods

- 10" height extension
- Wall windows
 - IEP floor

Access & Mobility

- Caster plate
- Step
- Wide access door

Ventilation Upgrades

- HEPA filter
- Ventilation silencing system
- Exterior fan silencer

Functional Add-Ons

- Multi jack panel
- Office desk