


Audiology Basic

Single-Wall Audiometric Booth | 4' x 6'



WhisperRoom®

Audiology Basic

Single-Wall Audiometric Booth | 4' x 6'



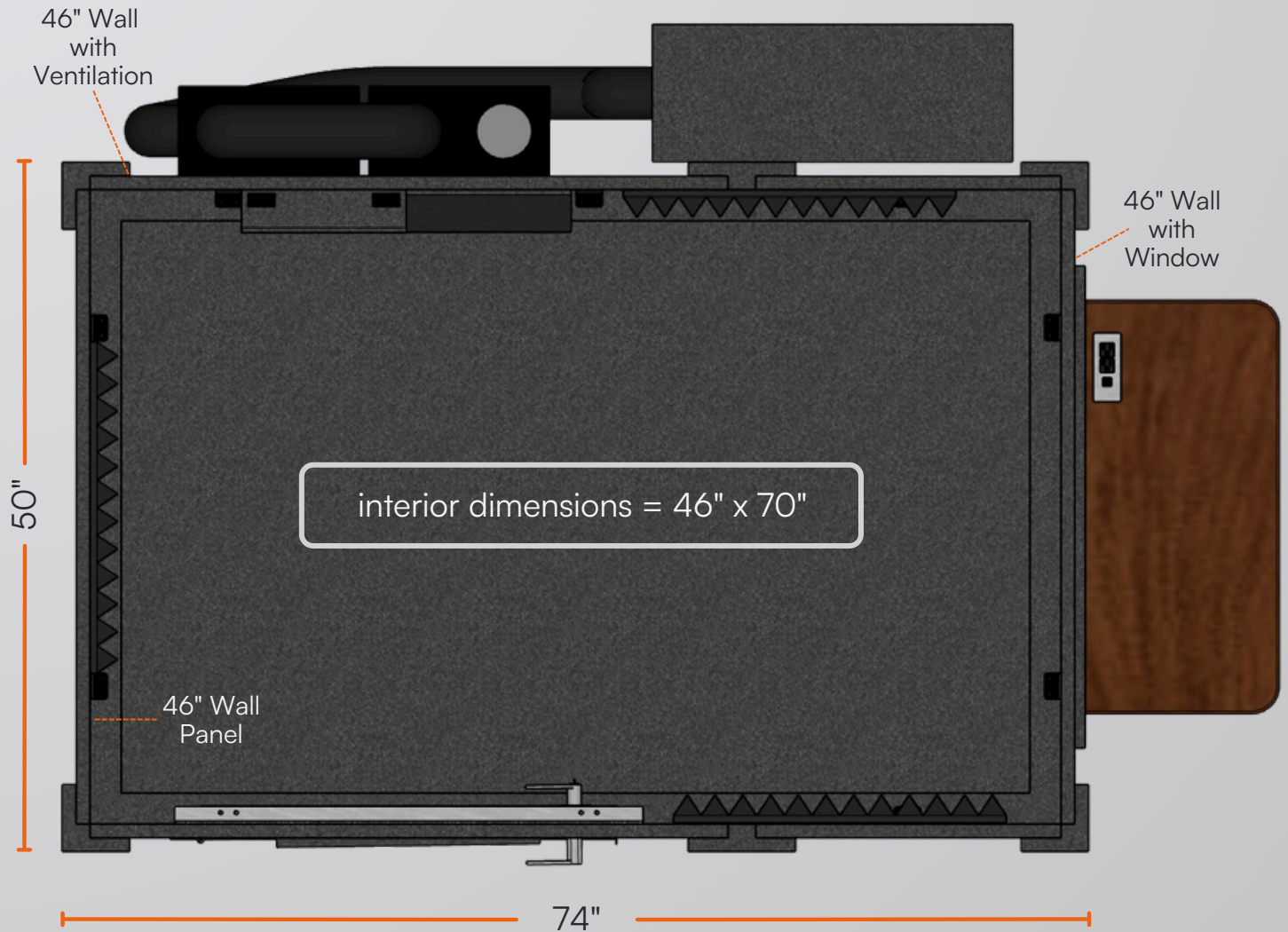
Exterior Dimensions	4' 2" x 6' 2" x 6' 11"
Interior Dimensions	3' 10" x 5' 10" x 6' 8"
Assembled Weight	1018 lbs (462 kg)
Assembly Time	~ 2.5 hours
Wall Thickness	1" MDF barrier
Wall Panel Layers	1" MDF barrier + 2" foam
Door Window Thickness	3/4"
Door Window Layers	laminated safety glass + air gap
Window Size	16" x 30"

Note: Exterior dimensions exclude 5.5" ventilation duct protrusion. Height increases by 5" with the optional caster plate.

Audiology **Basic**

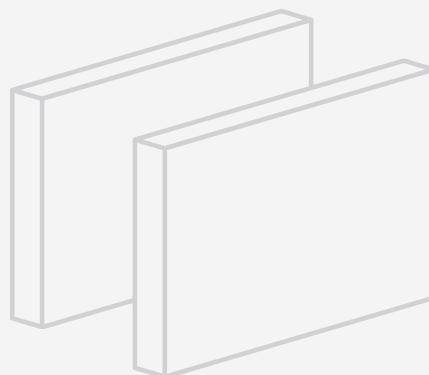
Single-Wall Audiometric Booth | 4' x 6'

Top-Down Layout & Modular Panel Configuration



All 46" wall components are interchangeable:

- Solid Wall Panels
- Wall with Ventilation
- Wall with Door
- Wall with Window



Ventilation & Clearance:

- Vent system protrudes 5.5"
- Allow 6" from host room walls
- Door swing: 30", opens outward

Audiology **Basic**

Single-Wall Audiometric Booth | 4' x 6'

Basic Features (Included)



Ventilation system



16" x 30" door window



Cable passages (3)



Acoustic studiofoam (4)



18" LED light



Remote switch

Options & Accessories (Included)



Office desk




Multi jack panel



Wall window (32" x 36")



Exterior fan silencer



Ventilation silencing system