

DOUBLE-WALL SOUND BOOTH · 4' × 4'

Voice Over **Deluxe**

MODULAR SOUND ISOLATION



EXTERIOR FOOTPRINT

4' 2" × 4' 2"

ASSEMBLED WEIGHT

1,287 lbs (584 kg)

ASSEMBLY TIME

~3 hours

02 Dimensions & Construction



DIMENSIONS

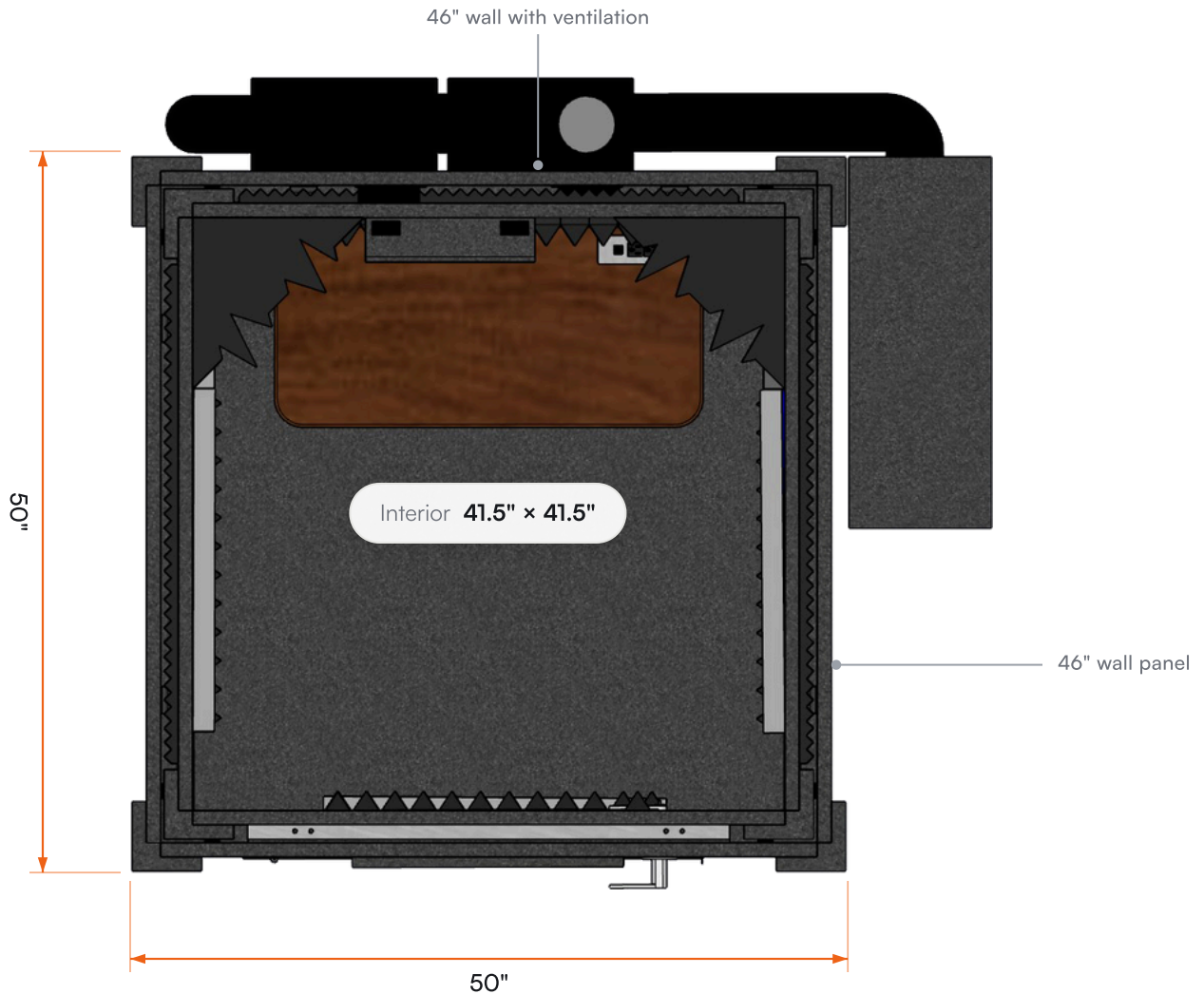
EXTERIOR	4' 2" x 4' 2" x 7' 1"
INTERIOR	3' 5.5" x 3' 5.5" x 6' 8"
WINDOW SIZE	16" x 30"

Note: Exterior dimensions exclude 5.5" ventilation duct protrusion. Height increases by 5" with the optional caster plate.

CONSTRUCTION

ASSEMBLED WEIGHT	1,287 lbs (584 kg)
ASSEMBLY TIME	~3 hours
WALL THICKNESS	1" MDF barrier + 1.25" air gap + 1" MDF barrier
WALL PANEL LAYERS	Two 1" MDF barriers + 1.25" air gap + 2" foam
DOOR WINDOW THICKNESS	3 1/8"
DOOR WINDOW LAYERS	Dual laminated glass sets with central air gap

03 Top-Down Layout & Modular Panel Configuration



All 46" wall components are interchangeable

- Solid wall panels
- Wall with ventilation
- Wall with door
- Wall with window (optional)



Ventilation & clearance

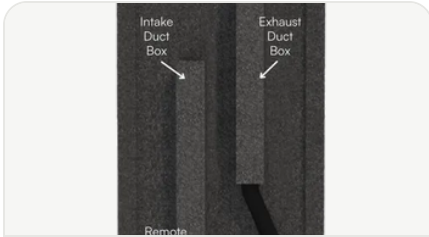
- Vent system protrudes 5.5"
- Allow 6" from host room walls
- Door swing: 30", opens outward

Voice Over Deluxe

DOUBLE-WALL SOUND BOOTH | 4' x 4'



04 Basic Features (Included)



Ventilation system




16" x 30" door window



Cable passages

x2



Acoustic studiofoam

x3



18" LED light

Options & Accessories


INCLUDED



Office desk



Exterior fan silencer



Studio light



Acoustic package & bass traps
(2)



Ventilation silencing system

Configure your booth or
request a quote.

whisperroom.com