

SINGLE-WALL SOUND BOOTH • 3.5' × 7'

# MDL 4284 S

MODULAR SOUND ISOLATION



Shown with optional studio light and wall window

EXTERIOR FOOTPRINT

3' 8" × 7' 2"

ASSEMBLED WEIGHT

875 lbs (397 kg)

ASSEMBLY TIME


~3 hours

# MDL 4284 S

SINGLE-WALL SOUND BOOTH | 3.5' x 7'

WhisperRoom®

## 02 Dimensions & Construction



### DIMENSIONS

EXTERIOR	3' 8" x 7' 2" x 6' 11"
INTERIOR	3' 4" x 6' 10" x 6' 8"
WINDOW SIZE	12" x 30"

**Note:** Exterior dimensions exclude 5.5" ventilation duct protrusion. Height increases by 5" with the optional caster plate.

### CONSTRUCTION

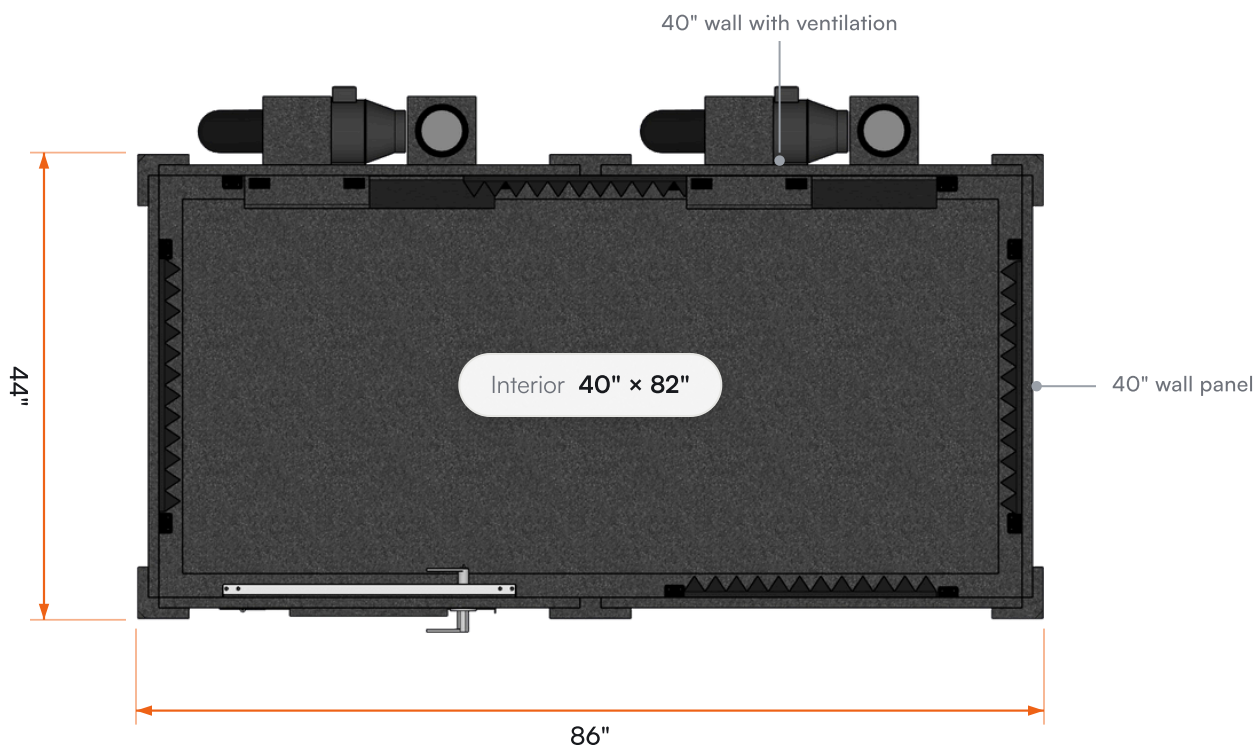
ASSEMBLED WEIGHT	875 lbs (397 kg)
ASSEMBLY TIME	~3 hours
WALL THICKNESS	1" MDF barrier
WALL PANEL LAYERS	1" MDF barrier + 2" foam
DOOR WINDOW THICKNESS	3/4"
DOOR WINDOW LAYERS	Laminated safety glass + air gap

# MDL 4284 S

SINGLE-WALL SOUND BOOTH | 3.5' x 7'

WhisperRoom®

## 03 Top-Down Layout & Modular Panel Configuration



### All 40" wall components are interchangeable

- Solid wall panels
- Wall with ventilation
- Wall with door
- Wall with window (optional)



### Ventilation & clearance




- Vent system protrudes 5.5"
- Allow 6" from host room walls
- Door swing: 24", opens outward

# MDL 4284 S

SINGLE-WALL SOUND BOOTH | 3.5' x 7'

WhisperRoom®

## 04 Basic Features (Included)



### Options & Accessories

SOLD SEPARATELY

#### INTERIOR UPGRADES

- Studio light
- Audimute acoustic panels
- Acoustic package
- LENRD bass traps

#### STRUCTURAL MODS

- 10" height extension
- Wall windows
- IEP floor

#### ACCESS & MOBILITY

- Caster plate
- Step

#### VENTILATION UPGRADES

- HEPA filter
- Ventilation silencing system
- Exterior fan silencer

#### FUNCTIONAL ADD-ONS

- Multi jack panel
- Office desk

Configure your booth  
or request a quote.

[whisperroom.com](https://whisperroom.com)