

TITAN

LED MIRRORS





TITAN-ROUND-120
1200mm



ONE TOUCH CONTROL

Illuminated touch on/off switch is conveniently located on the face of the mirror



DEMISTER

Demister function over the centre portion of the mirror, preventing condensation build up



DIMMABLE BRIGHTNESS

Easily adjust the brightness level with just one touch



LIGHT TEMPERATURE

Light settings for warm light or cool light, to create ambience or illuminate the room

For more information got to
<https://www.propelindustries.co.nz>



COOL
6000K



DAYLIGHT
4200K



WARM
3000K

Single Tap custom

DIMMABLE BRIGHTNESS

Easily adjust the intensity of light to your own custom setting with just one press of the power button

LED COLOUR TEMPERATURE

The Kelvin temperature setting of LED lighting results in warm or cool coloured light so you are in control of setting either soft ambient mood lighting or clear illumination



WARM
3000K

DAYLIGHT
4200K

COOL
6000K



REFLECTION & ILLUMINATION

One-touch complete control LED lighting and Demister functions for ultimate ambiance and clarity



TITAN-CUBO-15090
1500x900mm

TITAN
LED MIRRORS



Two Different Lighting Styles

BEAUTIFULLY BACKLIT OR FRONT FACING FROSTED

Our square and rounded mirrors feature a frosted glass border that illuminates with just one touch. Our oval, eclipse and horizon shaped mirrors are backlit, giving ambient illumination.

Automatic Demister Function

CRYSTAL CLEAR

Forget about foggy mirrors with an automatic demister that ensure the centre portion of your mirror is free of condensation.







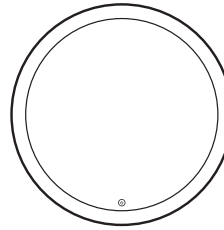
ELECTRICAL COMPLIANCE

The NZ Electrical Code of Practice published by Work Safe NZ (NZ Govt) has regulations covering the light fittings that can be installed in bathrooms, these products conform to the IP44 electrical standard requirements. Illuminar LED mirrors also comply with all requirements of AS/NZS CISPR 15:2011 - Radio Frequency emissions, AS/NZS 60598.1:2013 - General Requirements for Luminaries, and AS/NZS 60598.2.1:2014+ A1 - Requirements for Fixed Luminaries.

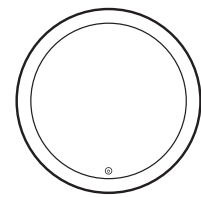
STYLES

LED MIRRORS WITH DEMISTER

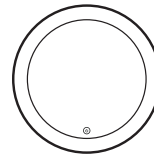
ROUND



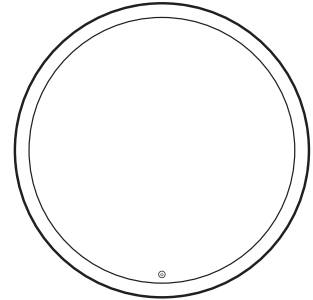
TITAN-ROUND-90
900mm



TITAN-ROUND-75
750mm




TITAN-ROUND-60
600mm

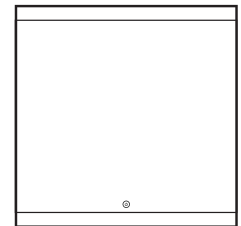


TITAN-ROUND-120
1200mm

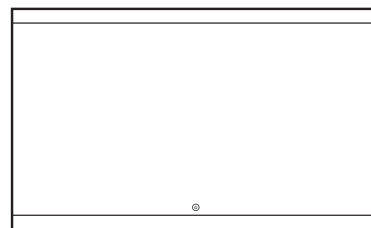
RECTANGLE & SQUARE



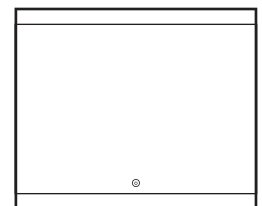
TITAN-CUBO-12090
1200x900mm



TITAN-CUBO-9090
900x900mm

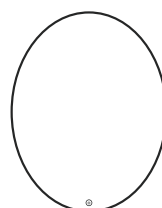


TITAN-CUBO-15090
1500x900mm




TITAN-CUBO-7590
750x900mm


BACKLIT DESIGNS



TITAN-OVAL-7090
700x900mm



TITAN-HORIZON-60100
600x1000mm



TITAN-ECLIPSE-60100
600x1000mm

Products distributed by



0800 427 335

orders@propelindustries.co.nz

propelindustries.co.nz



Proudly 100%
New Zealand
Owned &
Operated

