


Converting AI from *Hype* to Growth



Tim Sanders

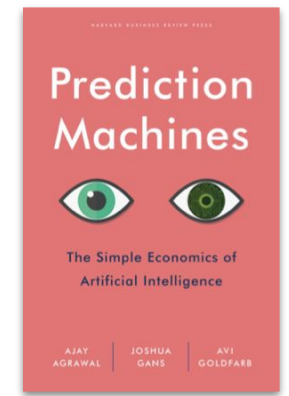
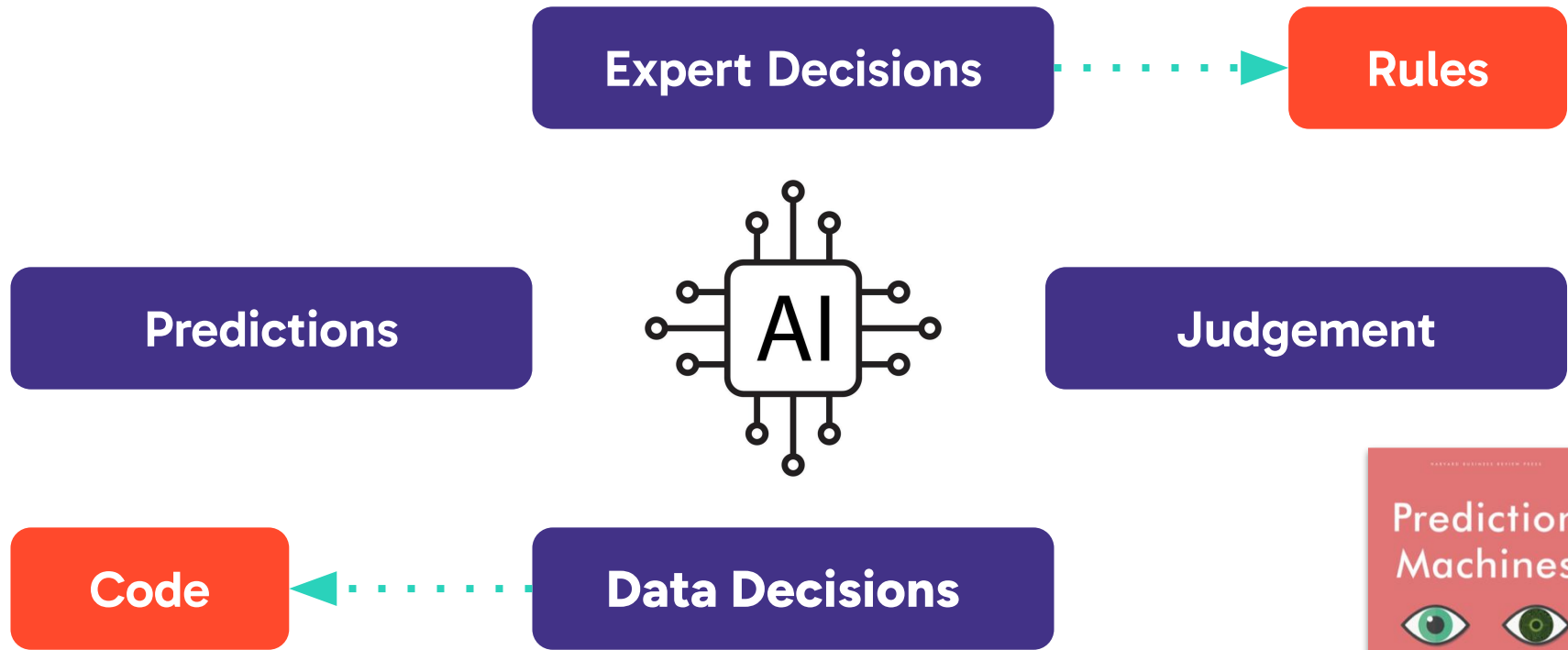
AI Research, G2
Executive Fellow, Harvard





“

Applying the culture,
processes, business models
and technologies of the
internet-era to respond to
people's raised expectations
– Steve Jobs



HARVARD BUSINESS REVIEW PRESS

Prediction Machines



The Simple Economics of
Artificial Intelligence

AJAY
AGRAWAL

JOSHUA
GANS

AVI
GOLDFARB

“

Prediction machines now offer better, faster, and cheaper predictions. In that case, the demand for human judgement will increase.





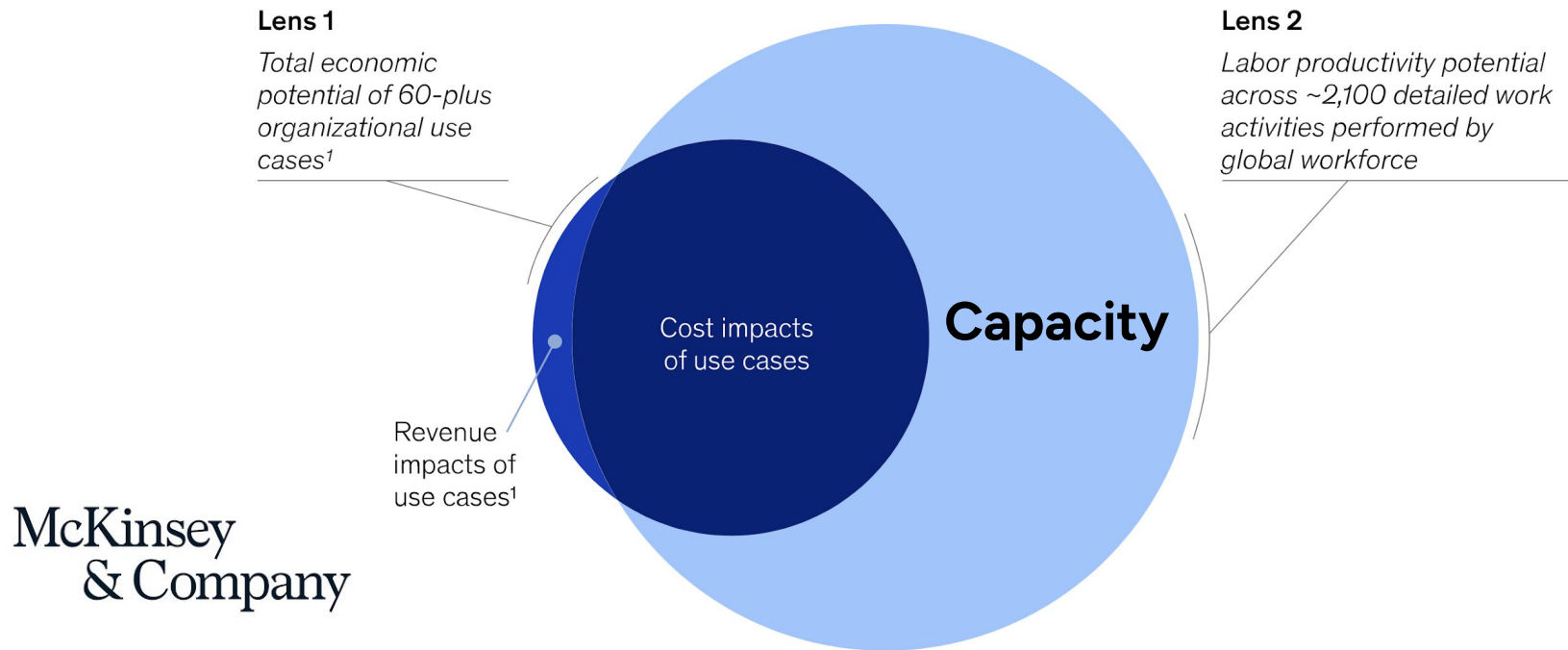


The Knowledge

become a London Taxi driver

tfl.gov.uk/knowledge

The potential impact of Generative AI can be evaluated through two lenses.



¹For quantitative analysis, revenue impacts were recast as productivity increases on the corresponding spend in order to maintain comparability with cost impacts and not to assume additional growth in any particular market.

Getting Solid Return on AI

01

Start with the
problem.

02

Isolate root
cause.

03

Reframe to
prediction.

04

Align solutions to
data + trust.

05

Focus on
utilization.

06

Aspire for
autonomy.

The Agentic AI Gradient

Transform

System of Agents



WAYMO

Process Agent

Task Agent

Intelligent Assistant

Augment

CoPilot/Chatbot



ChatGPT in My Workflow

01

Deep Research

02

Visualization

03

Collaboration

04

Editing

05

Analysis

06

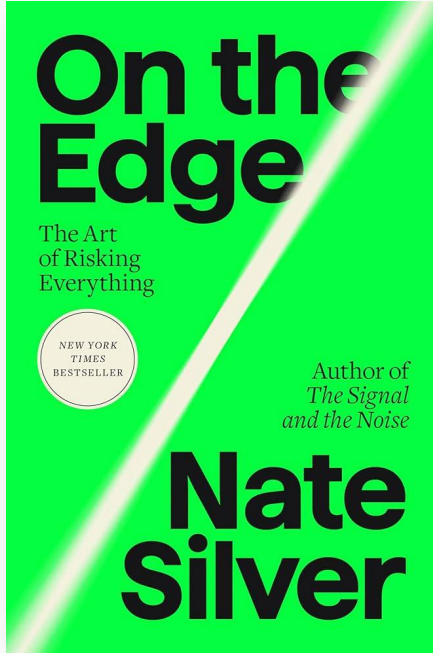
Calculations



//

How much is
peace of mind
worth to you?





Assumptions:

- **Warranty Cost (Financed):** \$849 (including interest over 36 months at 3.9%)
- **Coverage Duration:** 5 years
- **Probability of Filing a Claim Over 5 Years:** 10% (0.10)
- **Average Repair/Replacement Cost per Claim:** \$1,277 (combined average for tire and wheel incidents)

Expected Payout Calculation: $\text{Expected Payout} = (\text{Probability of Claim}) \times (\text{Average Repair/Replacement Cost})$
 $\text{Expected Payout} = 0.10 \times \$1,277 = \$127.70$

Net Expected Value: $\text{Net Expected Value} = \text{Expected Payout} - \text{Warranty Cost}$
 $\text{Net Expected Value} = \$127.70 - \$849 = -\721.30

Interpretation

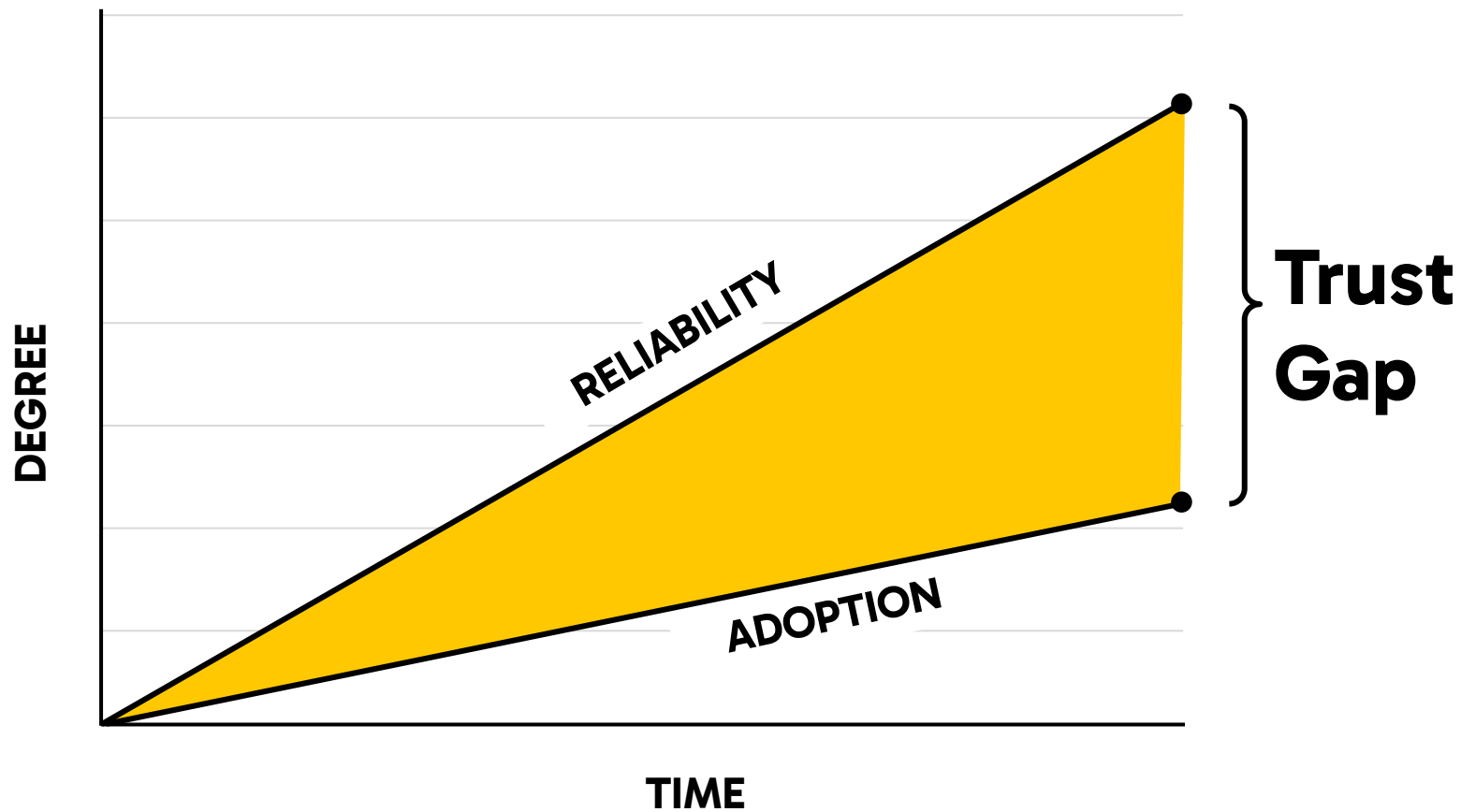
With the revised 10% probability of filing a claim, the expected payout over five years is approximately **\$127.70**. When compared to the financed warranty cost of **\$849**, this results in a **net expected loss of \$721.30**.

Prompt structure

- 1 **Role**
- 2 **Goal**
- 3 **Context**
- 4 **Assignment**
- 5 **Caveats**

The difference
between a good
prompter and a great
prompter is not 10%.
It's 10x.





The roller coaster of change management.



Reaching your peak of understanding



HARVARD BUSINESS REVIEW PRESS

Power and Prediction



The Disruptive Economics of
Artificial Intelligence

AJAY
AGRAWAL


JOSHUA
GANS

AVI
GOLDFARB

CO-INTELLIGENCE

Living and
Working
with
AI

ETHAN MOLLICK




MARIYA YAO, MARLENE JIA, ADELYN ZHOU

Applied Artificial Intelligence

A HANDBOOK FOR BUSINESS LEADERS



One hour a day will



turbocharge YOU!

How **fast** do you want to go?





tim@deepermedia.com