

Published Tuition and Fees at New England Public Colleges and Universities, 2017-18

Introduction

In New England and across the U.S., it has never been more critical to hold a postsecondary credential to be able to fully participate in the workforce and earn a sustainable wage. According to research at the Georgetown University Center for Education and the Workforce, roughly 90% of the jobs available in four of the nation's five current fastest growing occupational clusters require some form of education beyond high school.¹ The same study estimates that 63% of all jobs available nationwide in 2018 require a postsecondary degree. As a result, employers will need approximately 22 million new employees with a postsecondary degree.

However, in recent years the cost of a college degree has risen precipitously – oftentimes becoming prohibitively expensive for far too many Americans to attend college. As postsecondary education becomes increasingly important for the vitality of New England's economy and its workforce, the growing cost of higher education has garnered substantial critical attention from the public and from policy makers. New England's public colleges continue to be the most affordable and financially accessible option for most individuals in the region. Their primary mission is to serve each of their state's residents. Tuition and fees at public colleges are of particular interest to both students and state policymakers.

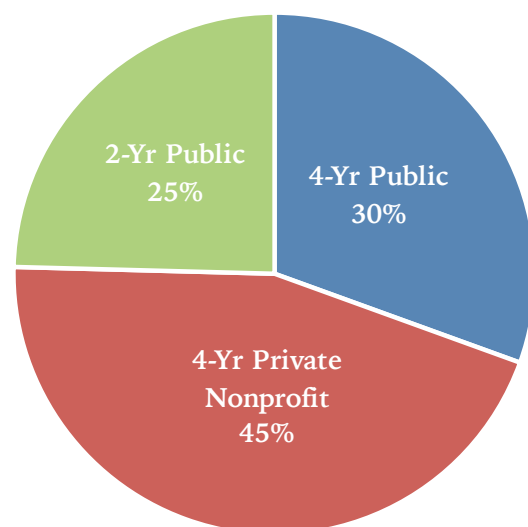
New research from the National Center for Education Statistics reveals that a majority of students and parents tend to overestimate the out-of-pocket cost of tuition and fees, yet the perception of affordability is strongly linked to an individual's future plans for higher education.² As a result, published tuition and fee rates play a significant role in students' and their families' decision about which college to attend or whether to ever pursue a college degree. This brief takes an in-depth look at the tuition and required fees published by public two- and four-year postsecondary institutions in New England.

How Many Students Enroll at Public Institutions in New England?

Roughly **436,000 undergraduate students** enrolled at public two- and four-year postsecondary institutions across New England in fall 2016. From 2015 to 2016, **enrollment at New England's public colleges declined by 1.8%, or by 8,036 fewer undergraduates.**

Of the undergraduates in the region, **one-quarter enrolled at two-year public colleges**, and nearly **one-third enrolled at four-year public colleges.**

While the share varies widely by state, **the majority (55%) of postsecondary students in New England enrolled at public two- and four-year institutions** in fall 2016. The remainder (45%) enrolled at *private* four-year institutions in the region.



1. Carnevale, Anthony P., Nicole Smith, Jeff Strohl (2010). *Help Wanted: Projections of Jobs and Education Requirements Through 2018*, Georgetown University Center on Education and the Workforce: <https://cew.georgetown.edu/cew-reports/help-wanted/#report>.
2. Velez, Erin Dunlop and Laura Horn (2018). *What High Schoolers and Their Parents Know About Public 4-Year Tuition and Fees in Their State*, U.S. Department of Education, National Center for Education Statistics: <https://nces.ed.gov/pubs2019/2019404.pdf>.

What is the Price of Tuition and Fees at Public Institutions Before Financial Aid?

Before financial aid, in-state tuition and fees cost students an average of **\$5,193** at two-year public institutions and **\$11,596** at four-year public institutions.

Since the last academic year, average tuition and fees have **increased 3% (\$164)** at two-year public colleges and **have by 1% (\$196)** at four-year public colleges, and they have **increased 16% and 10% respectively since 2012-13**. In the last five years, the cost of tuition and fees has **increased 16% (\$734)** at two-year colleges and **13% (\$1,001)** at four-year colleges.³

Recent initiatives in New England have been implemented to mitigate the price of college, particularly for traditionally underserved populations. For instance, Gov.

Charlie Baker announced during his 2018 State of the Commonwealth Address that Massachusetts will allocate an additional \$7 million in college scholarship funding to cover the remaining tuition and fees balance of the state’s poorest community college students with an unmet financial need.

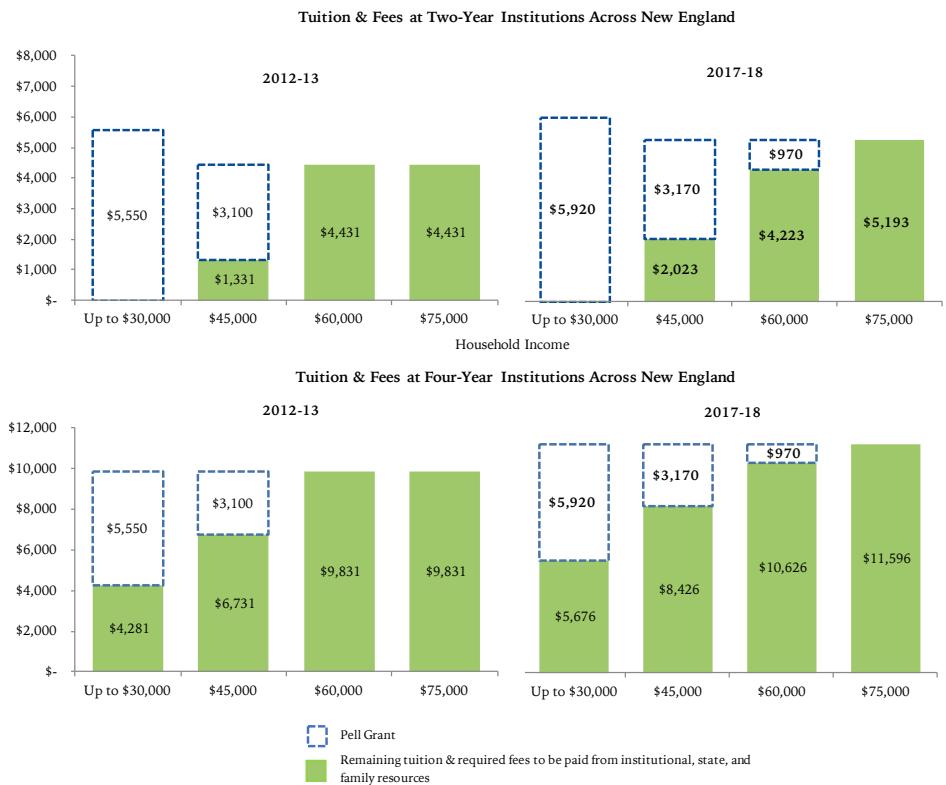
How Much Do Public Colleges Cost in New England After Financial Aid?

Similar to the experience of buying a new car, published tuition and fees are only the “sticker price” and may lead students and parents to experience “sticker shock” and potentially overestimate the actual out-of-pocket cost of earning a college degree. In reality, few students pay the published rates. Financial aid plays a critical role in lowering the final amount students pay. The source and amount of financial aid varies significantly from student to student and from college to college, which can make estimating and tracking the price of college difficult.

Federal Pell Grants are one of the largest, least variable sources of financial aid. They are typically awarded to undergraduate students who exhibit exceptional financial need and have not yet earned an associate, bachelor’s, graduate, or professional degree. Unlike loans, these grants do not need to be repaid (except in a few rare circumstances).

Because there is little variation in the Pell Grant amount awarded across institutions, as compared to other types of aid, the grant serves as a helpful tool to detect changes in tuition and fee prices over time and can provide policymakers with a better understanding of what students pay after aid.

Since 2012-13 across New England, increases in tuition and fees at community colleges (16%) and four-year public colleges (10%) have outpaced increases in the maximum Pell Grant (6.25%), leaving a widening gap for low- and moderate-income families to fill with additional institutional or state aid and/or family resources.



Note: Pell Grant eligibility is estimated based on a family of four with two dependent children and \$0 assets. Source: NEBHE analysis of data from New England institutions and state systems offices, U.S. Department of Education, and U.S. Census Bureau.

Published Tuition and Fees at Colleges and Universities in Connecticut, 2017-18

In New England and across the U.S., it has never been more critical to hold a postsecondary credential to be able to fully participate in the workforce. Yet, in recent years the cost of a college degree has risen precipitously – oftentimes becoming prohibitively expensive for far too many Americans to attend college. New England’s public colleges are the most affordable and financially accessible option for most individuals in the region, and their primary mission is to serve each of their state’s residents. Published tuition and fee rates play a significant role in students’ and their families’ decision about which college to attend or whether to even pursue a college degree. This brief takes an in-depth look at the tuition and required fees published by public two- and four-year postsecondary institutions in Connecticut.

How Many Students Enroll at Public Institutions in Connecticut?

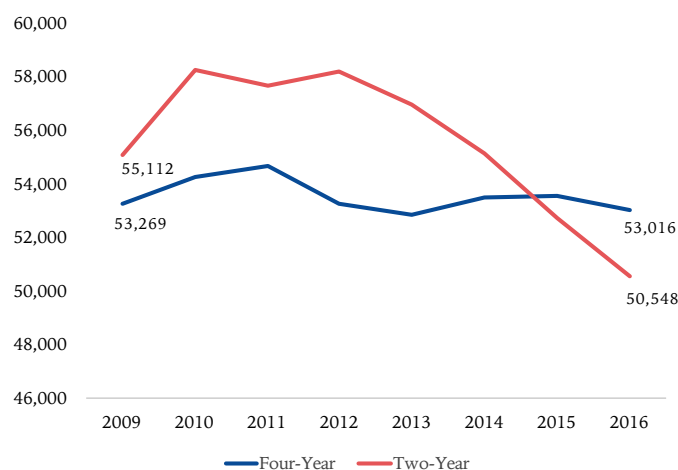
In fall 2016, there were **103,564 undergraduate students** enrolled at public two- and four-year postsecondary institutions in Connecticut.

Nearly two-thirds (64.5%) of undergraduates in Connecticut were enrolled at public institutions.

Undergraduate enrollment at Connecticut’s public colleges is split almost evenly between two- and four-year institutions.

Since 2009, enrollment at Connecticut’s public colleges has declined by 4.65%. This figure is higher than the regional average decline in enrollment of 2.6%.

Undergraduate Enrollment at Connecticut Public Two- and Four-Year Institutions, Fall 2009-2016



Source: NEBHE analysis of data from the U.S. Department of Education.

Average In-State Tuition & Required Fees at Public Institutions

	2017-18	Change from 2016-17	Change from 2012-13
Two-year			
Connecticut	\$4,276	3%	19%
New England	\$5,193	3%	16%
Four-year			
Connecticut	\$10,535	-4%	17%
New England	\$11,596	1%	13%

Note: Average tuition & required fees are published rates for two semesters of in-state full-time study. Dollar values are not adjusted for inflation and averages are not enrollment-weighted. These figures do not reflect any financial aid (e.g. grants, loans) or living expenses (e.g. room, board), which vary significantly between students. Source: NEBHE analysis of data from New England institutions and state system offices.

What is the Price of Tuition and Fees at Public Institutions in Connecticut?

The average cost of tuition and fees at public colleges in Connecticut closely mirror average rates across the region.

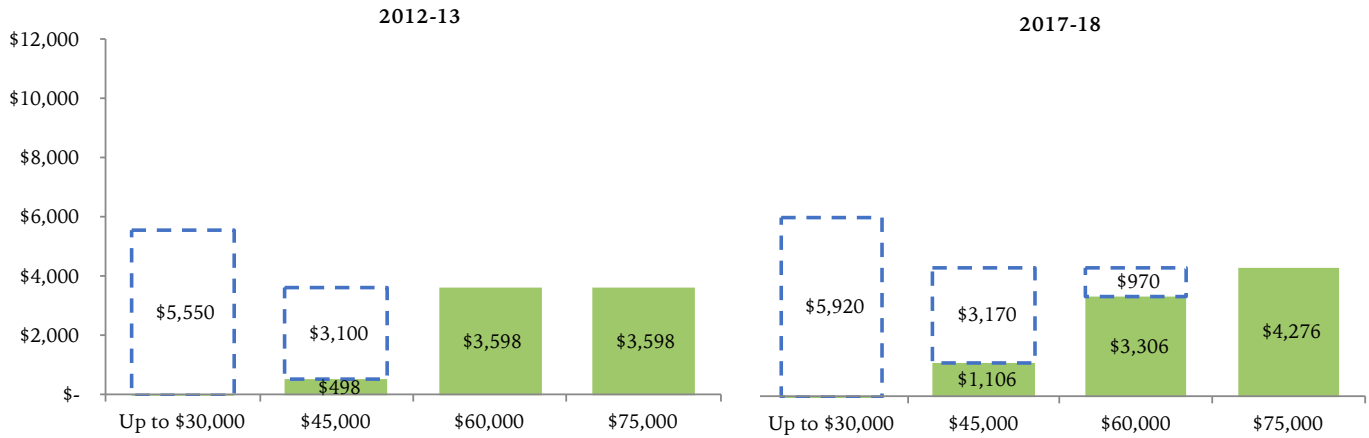
Since the 2012-13 academic year, tuition and fees have risen 19% at two-year colleges and 17% at four-year institutions in Connecticut.

While tuition and fee prices continue to rise at community colleges, the price of attending a public four-year college in Connecticut has declined 4% since last year.

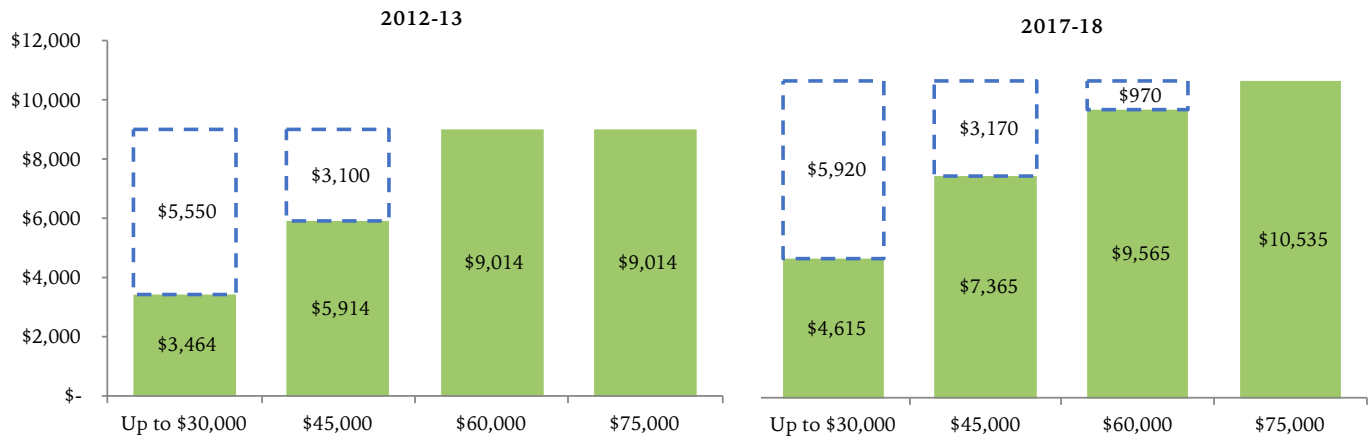
How Much Do Public Colleges Cost in Connecticut After Financial Aid?

Published tuition and fee prices are, similar to the experience of buying a new car, only the “sticker price” and may lead students and parents to feel “sticker shock” and potentially overestimate the actual cost of higher education. In reality, few students pay the published rates. Financial aid plays a critical role in lowering the final amount students pay. The source and amount of financial aid varies significantly from student to student and from college to college, which can make predicting and tracking the cost of college difficult.

Tuition & Fees at Two-Year Institutions, Connecticut



Tuition & Fees at Four-Year Institutions, Connecticut



 Pell Grant
 Remaining tuition & required fees to be paid from institutional, state, and family resources

Note: Pell Grant eligibility is estimated based on a family of four with two dependent children and \$0 assets.

Source: NEBHE analysis of data from New England institutions and state systems offices, U.S. Department of Education, and U.S. Census Bureau.

Since 2012-13, increases in tuition and fees at Connecticut’s community colleges (18.8%) and four-year public colleges (16.9%) have outpaced increases in the maximum Pell Grant (6.25%), leaving a widening gap for low- and moderate-income students to fill with additional institutional or state aid and/or family resources.

During the 2018 legislative session, **Gov. Dannel Malloy signed into law Senate Bill 4, *An Act Assisting Students Without Legal Immigration Status with the Cost of College***, which allows undocumented students who attend Connecticut public colleges and universities the opportunity to qualify for the state’s financial aid. Previously, these students were not granted access to the financial aid system by state law. Gov. Malloy explained that that bill has a two-fold purpose: first, it aligns with Connecticut’s “history of compassion, fairness, and equality” because it **mitigates the cost of college** for a wider number of students, thereby **increasing access to higher education**; second, changing the law **better prepares Connecticut to compete in the global economy by ensuring that its workforce is highly educated and skilled.**

Published Tuition and Fees at Colleges and Universities in Maine, 2017-18

In New England and across the U.S., it has never been more critical to hold a postsecondary credential to be able to fully participate in the workforce. Yet, in recent years the cost of a college degree has risen precipitously – oftentimes becoming prohibitively expensive for far too many Americans to attend college. New England’s public colleges are the most affordable and financially accessible option for most individuals in the region, and their primary mission is to serve each of their state’s residents. Published tuition and fee rates play a significant role in students’ and their families’ decision about which college to attend or whether to even pursue a college degree. This brief takes an in-depth look at the tuition and required fees published by public two- and four-year postsecondary institutions in Maine.

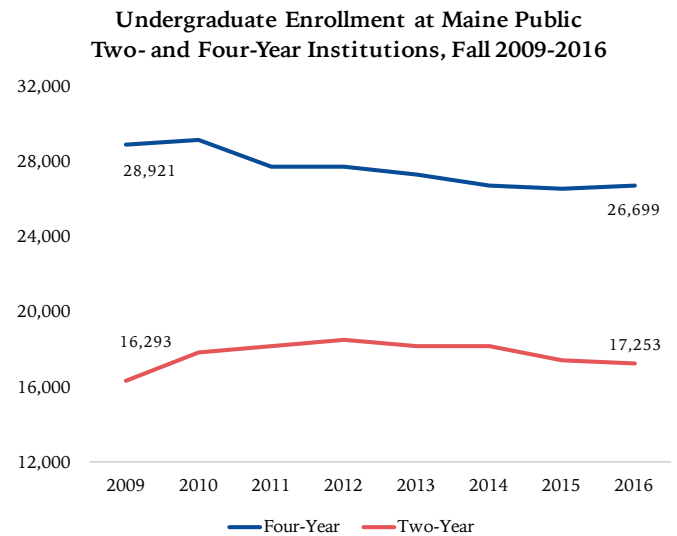
How Many Students Enroll at Public Institutions in Maine?

In fall 2016, there were **43,952 undergraduate students** enrolled at public two- and four-year postsecondary institutions in Maine.

Nearly three-quarters (70.9%) of undergraduates in Maine were enrolled at public institutions.

Of the students enrolled in public colleges, 60.7% were enrolled at four-year institutions and 39.3% enrolled at two-year colleges.

Since 2009, enrollment at Maine’s public colleges has declined by 2.8%. This figure is slightly higher than the regional average decline in enrollment of 2.6%.



Source: NEBHE analysis of data from the U.S. Department of Education.

Average In-State Tuition & Required Fees at Public Institutions

	2017-18	Change from 2016-17	Change from 2012-13
Two-year			
Maine	\$3,520	0%	7%
New England	\$5,193	3%	16%
Four-year			
Maine	\$9,184	-2%	6%
New England	\$11,596	1%	13%

Note: Average tuition & required fees are published rates for two semesters of in-state full-time study. Dollar values are not adjusted for inflation and averages are not enrollment-weighted. These figures do not reflect any financial aid (e.g. grants, loans) or living expenses (e.g. room, board), which vary significantly between students. Source: NEBHE analysis of data from New England institutions and state system offices.

3. College Navigator, National Center for Education Statistics, U.S. Department of Education: <https://nces.ed.gov/collegenavigator/?q=university+of+maine&s=all&id=161253#netprc>

What is the Price of Tuition and Fees at Public Institutions in Maine?

Maine’s public two- and four-year colleges have the lowest average tuition and fee rates in New England.

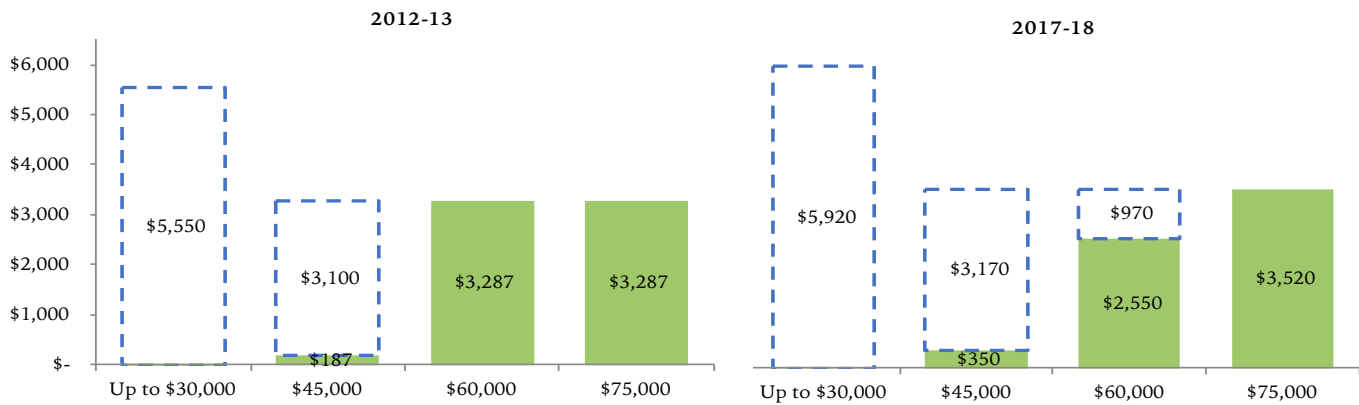
After a six-year tuition freeze at Maine’s public colleges, rates increased 2.9% overall in 2017-18. Officials at the University of Maine System say they plan to increase tuition annually to keep pace with inflation.

According to the U.S. Department of Education, from 2015-16 to 2016-17, the average net price of tuition and fees at the University of Maine increased 11.4% (\$1,801). In that same period, the average net price increased 5.7% (\$722) for in-state students from families that earn \$0-\$30,000.³

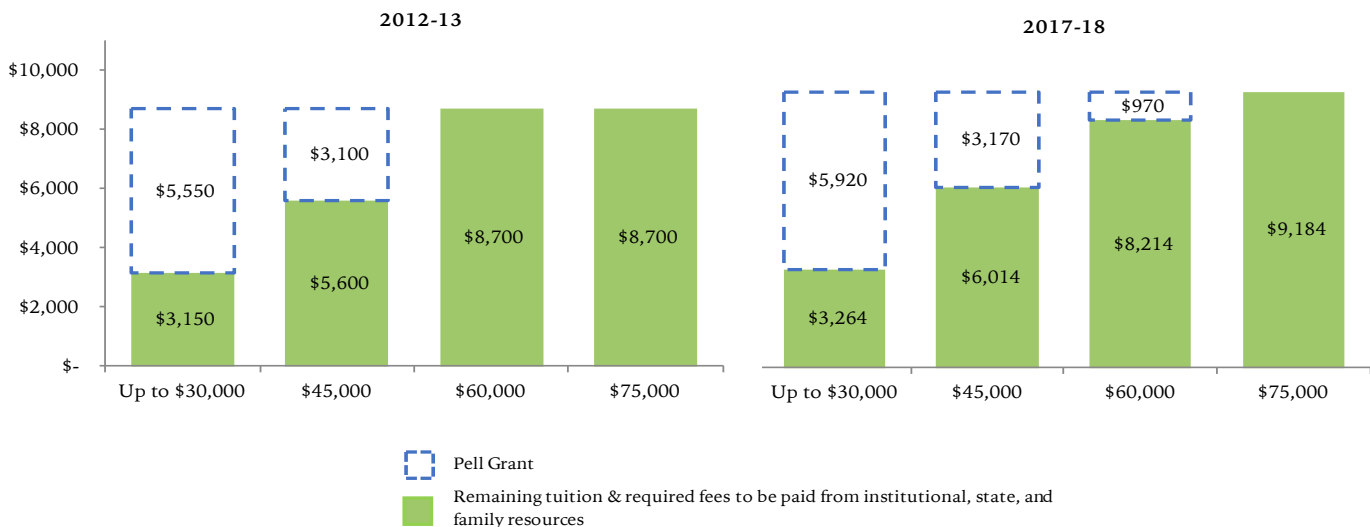
How Much Do Public Colleges Cost in Maine After Financial Aid?

Published tuition and fee prices are, similar to the experience of buying a new car, only the “sticker price” and may lead students and parents to feel “sticker shock” and potentially overestimate the actual cost of higher education. In reality, few students pay the published rates. Financial aid plays a critical role in lowering the final amount students pay. The source and amount of financial aid varies significantly from student to student and from college to college, which can make predicting and tracking the cost of college difficult.

Tuition & Fees at Two-Year Institutions, Maine



Tuition & Fees at Four-Year Institutions, Maine



Note: Pell Grant eligibility is estimated based on a family of four with two dependent children and \$0 assets.

Source: NEBHE analysis of data from New England institutions and state systems offices, U.S. Department of Education, and U.S. Census Bureau.

Since 2012-13, increases in tuition and fees at Maine’s community colleges (7.1%) and four-year public colleges (5.5%) have kept in close pace with increases in the maximum Pell Grant (6.25%), allowing the grant to cover nearly all tuition and fees at community colleges and about one-third of the cost of attendance at a four-year institution for households with an annual income of up to \$45,000.

During the 2018 legislative session, bipartisan legislation backed by Gov. Paul LePage was proposed (LD 1834) to authorize a \$50 million bond that would provide for interest-free private and federal student loans and loan refinancing, with eligibility tied to in-state study and five years of in-state work. The bill died when the Legislature adjourned in September 2018.

The University of Maine System (UMS) launched a promise initiative in which, beginning in fall 2018, first-year Maine students who qualify for a federal Pell Grant are able to attend the University of Maine at Presque Isle, Fort Kent, Augusta, and Machias free of having to pay any out-of-pocket tuition and fees. Beneficiaries of the initiative must commit to take a minimum of 30 credit hours each academic year and maintain at least a 2.0 GPA. As of October 2018, the initiative has resulted in a 2.5% increase in enrollment at these institutions over the previous year.

Published Tuition and Fees at Colleges and Universities in Massachusetts, 2017-18

In New England and across the U.S., it has never been more critical to hold a postsecondary credential to be able to fully participate in the workforce. Yet, in recent years the cost of a college degree has risen precipitously – oftentimes becoming prohibitively expensive for far too many Americans to attend college. New England’s public colleges are the most affordable and financially accessible option for most individuals in the region, and their primary mission is to serve each of their state’s residents. Published tuition and fee rates play a significant role in students’ and their families’ decision about which college to attend or whether to even pursue a college degree. This brief takes an in-depth look at the tuition and required fees published by public two- and four-year postsecondary institutions in Massachusetts.

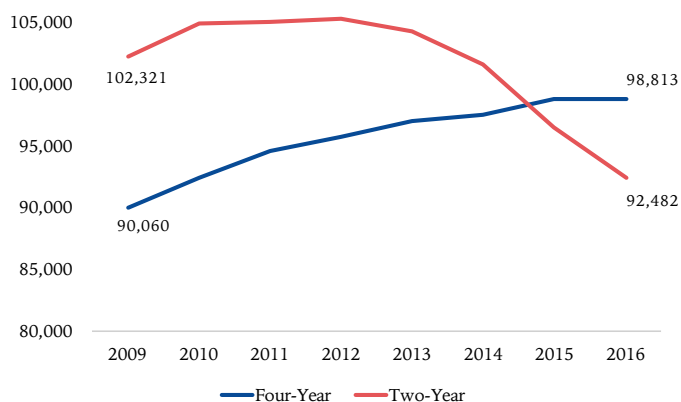
How Many Students Enroll at Public Institutions in Massachusetts?

In fall 2016, there were **191,295** undergraduate students enrolled at public two- and four-year postsecondary institutions in Massachusetts.

Nearly half (52.3%) of undergraduates in Massachusetts were enrolled at public institutions.

Since 2009, **overall enrollment at Massachusetts’s public colleges has declined by 0.5%**. This figure is lower than the regional average decline of 2.6%. From 2009 to 2016, enrollment at four-year institutions increased by 9.7%, while enrollment at two-year colleges dropped by 9.6%.

Undergraduate Enrollment at Massachusetts Public Two- and Four-Year Institutions, Fall 2009-2016



Source: NEBHE analysis of data from the U.S. Department of Education.

Average In-State Tuition & Required Fees at Public Institutions

	2017-18	Change from 2016-17	Change from 2012-13
Two-year			
Massachusetts	\$6,131	4%	18%
New England	\$5,193	3%	16%
Four-year			
Massachusetts	\$11,420	4%	19%
New England	\$11,596	1%	13%

Note: Average tuition & required fees are published rates for two semesters of in-state full-time study. Dollar values are not adjusted for inflation and averages are not enrollment-weighted. These figures do not reflect any financial aid (e.g. grants, loans) or living expenses (e.g. room, board), which vary significantly between students. Source: NEBHE analysis of data from New England institutions and state system offices.

What is the Price of Tuition and Fees at Public Institutions in Massachusetts?

At Massachusetts community colleges, average tuition and fees are 18% higher than the regional average. Tuition and fees at the state’s four-year institutions are on a par with the region, but they have risen more rapidly in Massachusetts than in New England.

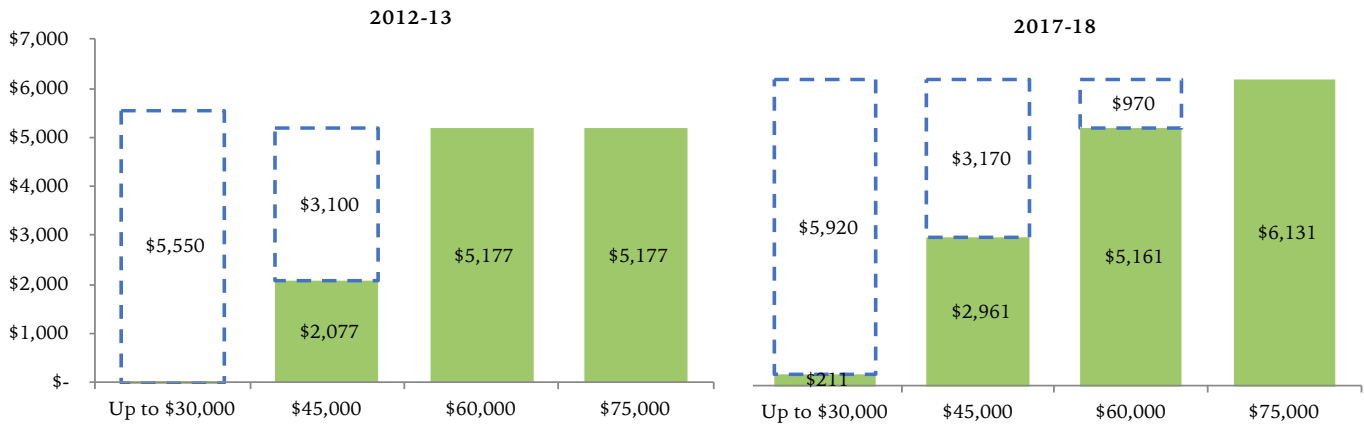
Massachusetts has the fastest rising cost of public higher education in the nation.

Bridgewater University ranks among the most expensive colleges in the U.S. for low-income students. In 2015-16, students from households with an income of \$0-\$30,000 were charged an average net price of \$15,805.

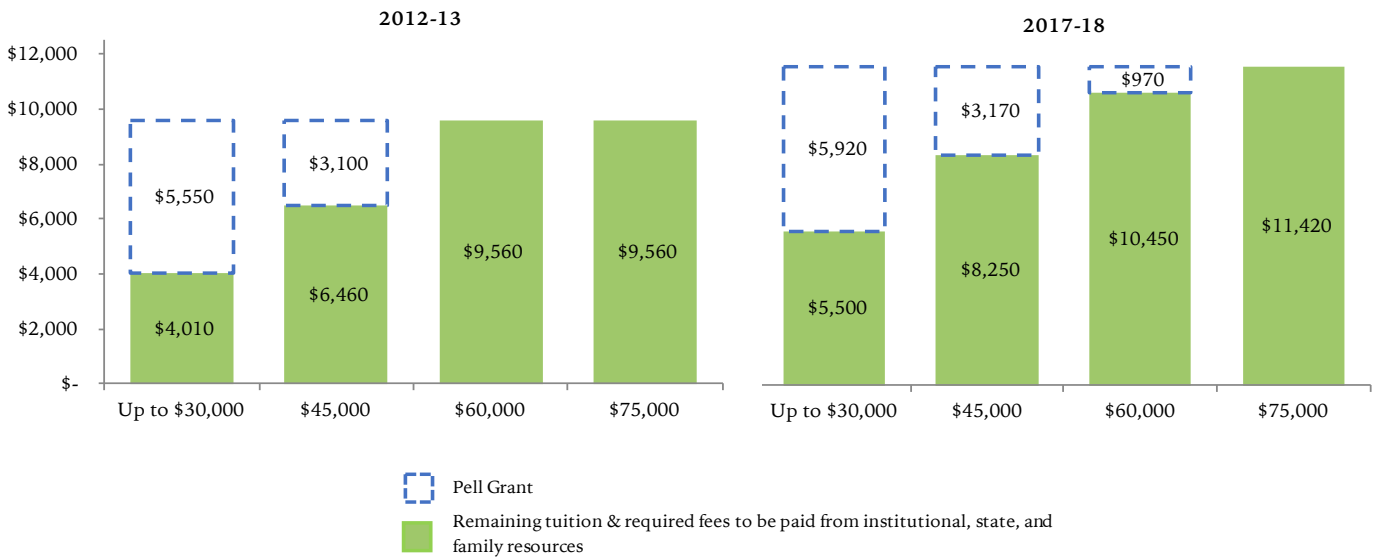
How Much Do Public Colleges Cost in Massachusetts After Financial Aid?

Published tuition and fee prices are, similar to the experience of buying a new car, only the “sticker price” and may lead students and parents to feel “sticker shock” and potentially overestimate the actual cost of higher education. In reality, few students pay the published rates. Financial aid plays a critical role in lowering the final amount students pay. The source and amount of financial aid varies significantly from student to student and from college to college, which can make predicting and tracking the cost of college difficult.

Tuition & Fees at Two-Year Institutions, Massachusetts



Tuition & Fees at Four-Year Institutions, Massachusetts



 Pell Grant
 Remaining tuition & required fees to be paid from institutional, state, and family resources

Note: Pell Grant eligibility is estimated based on a family of four with two dependent children and \$0 assets.

Source: NEBHE analysis of data from New England institutions and state systems offices, U.S. Department of Education, and U.S. Census Bureau.

Since 2012-13, increases in tuition and fees at Massachusetts’ community colleges (18.4%) and four-year public colleges (19.5%) have far outpaced increases in the maximum Pell Grant (6.25%), leaving a widening gap for low- and moderate-income students to fill with additional institutional or state aid and/or family resources.

In the 2018 State of the Commonwealth Address, Gov. Charlie Baker announced that Massachusetts will increase college scholarship funding by \$7 million so that the state’s poorest community college students with an unmet financial need can have the remaining balance of their tuition and fees fully covered.

During the 2018 legislative session, several bills aimed at tackling the rising costs of tuition and fees have been proposed. Among these proposals, the Joint Committee on Higher Education has drafted legislation (Resolve S.2469) that aims to offer tuition-, fee-, and debt-free education at Massachusetts public colleges and universities for in-state residents. The bill has been referred to the Senate Committee on Rules for review.

Published Tuition and Fees at Colleges and Universities in New Hampshire, 2017-18

In New England and across the U.S., it has never been more critical to hold a postsecondary credential to be able to fully participate in the workforce. Yet, in recent years the cost of a college degree has risen precipitously – oftentimes becoming prohibitively expensive for far too many Americans to attend college. New England’s public colleges are the most affordable and financially accessible option for most individuals in the region, and their primary mission is to serve each of their state’s residents. Published tuition and fee rates play a significant role in students’ and their families’ decision about which college to attend or whether to even pursue a college degree. This brief takes an in-depth look at the tuition and required fees published by public two- and four-year postsecondary institutions in New Hampshire.

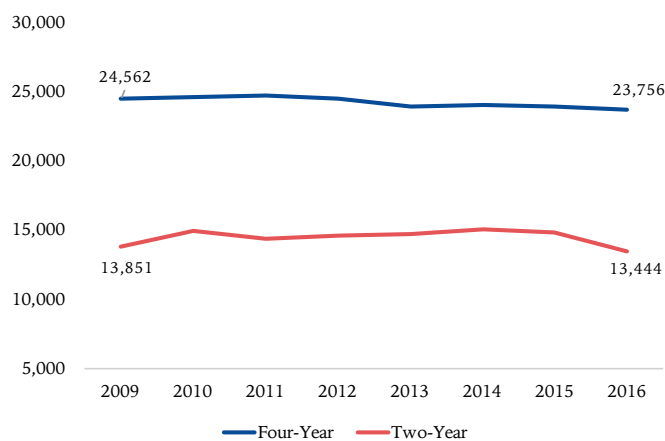
How Many Students Enroll at Public Institutions in New Hampshire?

In fall 2016, there were **37,200 undergraduate students** enrolled at public two- and four-year postsecondary institutions in New Hampshire.

About one-third (35.7%) of undergraduates in New Hampshire were enrolled at public institutions – a much lower share than across the region (55%).

Overall enrollment at New Hampshire’s public colleges is affected by the high number of online students (60,000+) enrolled at the private Southern New Hampshire University.

Undergraduate Enrollment at New Hampshire Public Two- and Four-Year Institutions, Fall 2009-2016



Source: NEBHE analysis of data from the U.S. Department of Education.

Average In-State Tuition & Required Fees at Public Institutions

	2017-18	Change from 2016-17	Change from 2012-13
Two-year			
New Hampshire	\$5,407	2%	1%
New England	\$5,193	3%	16%
Four-year			
New Hampshire	\$13,445	1%	7%
New England	\$11,596	1%	13%

Note: Average tuition & required fees are published rates for two semesters of in-state full-time study. Dollar values are not adjusted for inflation and averages are not enrollment-weighted. These figures do not reflect any financial aid (e.g. grants, loans) or living expenses (e.g. room, board), which vary significantly between students. Source: NEBHE analysis of data from New England institutions and state system offices.

What is the Price of Tuition and Fees at Public Institutions in New Hampshire?

Starting in the 2018-19 academic year, the chancellor of the University System of New Hampshire, Todd Leach, has agreed to limit tuition increases system wide to no more than 2.5% annually for the next two years.

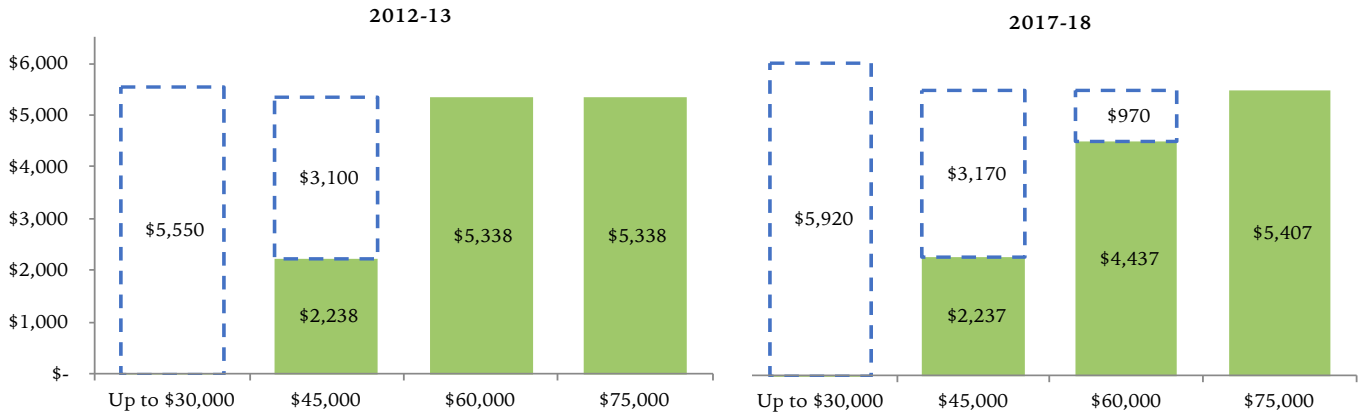
In 2016-17, New Hampshire’s four-year HEIs were the most expensive in the region. Yet, with Chancellor Leach’s pledge to limit tuition increases, coupled with steep tuition increases in other New England states, New Hampshire’s colleges are no longer the most expensive in the region.

Even so, the University of New Hampshire still ranks in the nation’s top five most expensive flagship campuses for low-income, in-state students, who, in 2017-18, were charged an average net price of \$18,067.

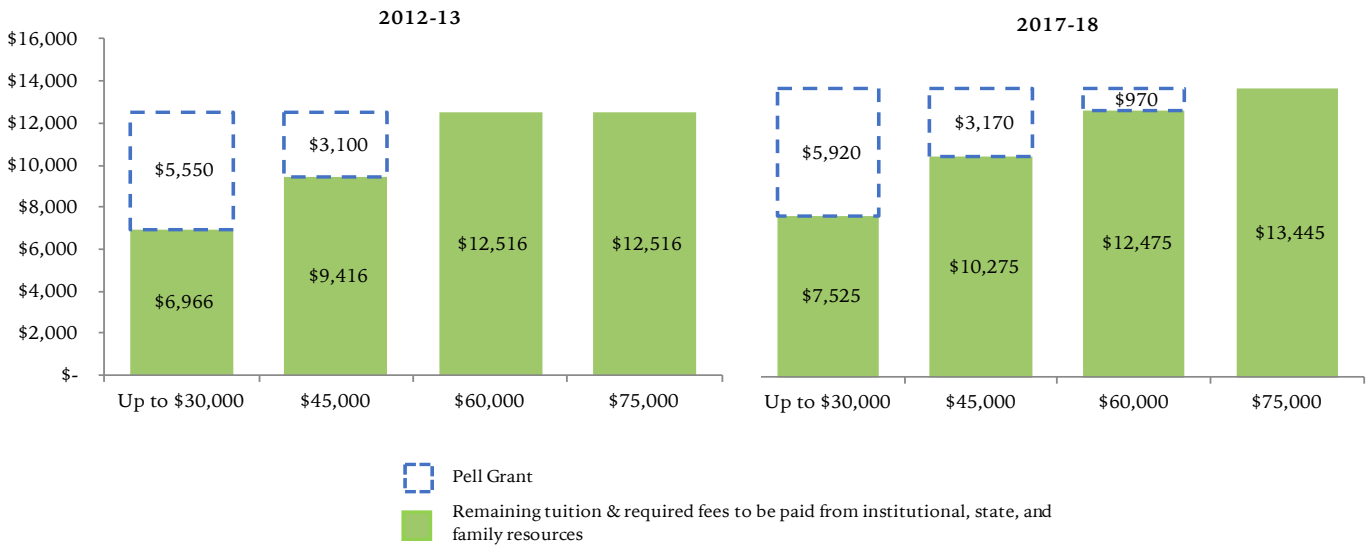
How Much Do Public Colleges Cost in New Hampshire After Financial Aid?

Published tuition and fee prices are, similar to the experience of buying a new car, only the “sticker price” and may lead students and parents to feel “sticker shock” and potentially overestimate the actual cost of higher education. In reality, few students pay the published rates. Financial aid plays a critical role in lowering the final amount students pay. The source and amount of financial aid varies significantly from student to student and from college to college, which can make predicting and tracking the cost of college difficult.

Tuition & Fees at Two-Year Institutions, New Hampshire



Tuition & Fees at Four-Year Institutions, New Hampshire



 Pell Grant
 Remaining tuition & required fees to be paid from institutional, state, and family resources

Note: Pell Grant eligibility is estimated based on a family of four with two dependent children and \$0 assets.

Source: NEBHE analysis of data from New England institutions and state systems offices, U.S. Department of Education, and U.S. Census Bureau.

Since 2012-13, increases in tuition and fees at New Hampshire’s four-year public colleges (7.4%) have slightly outpaced increases in the maximum Pell Grant (6.25%), leaving a widening gap for low- and moderate-income students to fill with additional institutional or state aid and/or family resources. However, a smaller increase at community colleges (1.3%) has kept in close pace with increases in the maximum Pell Grant, allowing households with an annual income of up to \$45,000 to pay only about 40% of tuition and fees out-of-pocket at community colleges.

As of 2018, the Granite State ranks at the bottom of the nation in terms of the percentage of state support for higher education. A 2017 State Higher Education Finance report by the State Higher Education Executive Officers Association shows that, in 2016, state support for higher education was \$93 per person, far behind the next-lowest state, Pennsylvania, which allocated \$139 per person for higher education. The national average was \$289. The result has been high tuition and high student debt in New Hampshire. It has also caused the state’s college enrollment to fall in recent years: from 17,277 in 2012 to 14,562 in 2016. Data from the U.S. Department of Education shows that a higher percentage of college-going high school graduates in New Hampshire leave the Granite State to attend college out-of-state than in any other state in the nation.

Published Tuition and Fees at Colleges and Universities in Rhode Island, 2017-18

In New England and across the U.S., it has never been more critical to hold a postsecondary credential to be able to fully participate in the workforce. Yet, in recent years the cost of a college degree has risen precipitously – oftentimes becoming prohibitively expensive for far too many Americans to attend college. New England’s public colleges are the most affordable and financially accessible option for most individuals in the region, and their primary mission is to serve each of their state’s residents. Published tuition and fee rates play a significant role in students’ and their families’ decision about which college to attend or whether to even pursue a college degree. This brief takes an in-depth look at the tuition and required fees published by public two- and four-year postsecondary institutions in Rhode Island.

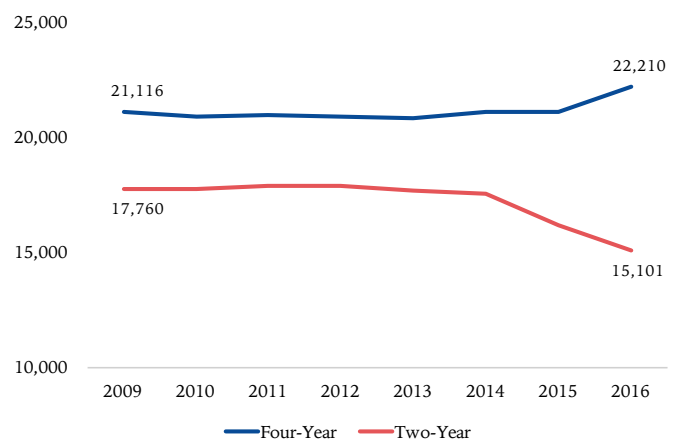
How Many Students Enroll at Public Institutions in Rhode Island?

In fall 2016, there were **37,311 undergraduate students** enrolled at public two- and four-year postsecondary institutions in Rhode Island.

About half (51.4%) of undergraduates in Rhode Island enrolled at public institutions – a figure comparable to enrollment at public colleges and universities in the region (55%).

Since 2009, overall enrollment in Rhode Island’s public institutions has declined 4%. Enrollment at four-year institutions has risen 5%, and it has dropped 14% at community colleges.

Undergraduate Enrollment at Rhode Island Public Two- and Four-Year Institutions, Fall 2009-2016



Source: NEBHE analysis of data from the U.S. Department of Education.

Average In-State Tuition & Required Fees at Public Institutions

	2017-18	Change from 2016-17	Change from 2012-13
Two-year			
Rhode Island	\$6,670	7%	16%
New England	\$5,193	3%	16%
Four-year			
Rhode Island	\$13,792	7%	11%
New England	\$11,596	1%	13%

Note: Average tuition & required fees are published rates for two semesters of in-state full-time study. Dollar values are not adjusted for inflation and averages are not enrollment-weighted. These figures do not reflect any financial aid (e.g. grants, loans) or living expenses (e.g. room, board), which vary significantly between students. Source: NEBHE analysis of data from New England institutions and state system offices.

What is the Price of Tuition and Fees at Public Institutions in Rhode Island?

Since the 2012-13 academic year, tuition and fees have risen 16% at two-year HEIs and 11% at four-year institutions in Rhode Island.

Average tuition and fee rates at public colleges and universities in Rhode Island are higher than the regional average.

Increases in tuition and fees for 2017-18 will cost in-state students a total of \$13,792 at URI and \$8,776 at RIC – both of which mark a 7% increase over 2016-17. The cost increases are expected to generate \$2.8 million in additional revenue for URI and RIC.

How Much Do Public Colleges Cost in Rhode Island After Financial Aid?



Published tuition and fee prices are, similar to the experience of buying a new car, only the “sticker price” and may lead students and parents to feel “sticker shock” and potentially overestimate the actual cost of higher education. In reality, few students pay the published rates. Financial aid plays a critical role in lowering the final amount students pay. The source and amount of financial aid varies significantly from student to student and from college to college, which can make predicting and tracking the cost of college difficult.

Tuition & Fees at Two-Year Institutions, Rhode Island



Tuition & Fees at Four-Year Institutions, Rhode Island



 Pell Grant
 Remaining tuition & required fees to be paid from institutional, state, and family resources

Note: Pell Grant eligibility is estimated based on a family of four with two dependent children and \$0 assets.

Source: NEBHE analysis of data from New England institutions and state systems offices, U.S. Department of Education, and U.S. Census Bureau.

Since 2012-13, the increases in tuition and fees at Rhode Island’s community colleges (16%) and four-year colleges (11%) have far outpaced increases in the maximum Pell Grant (6.25%), leaving a widening gap for low- and moderate-income students to fill with additional institutional or state aid and/or family resources.

During the 2018 midterm election cycle, Gov. Gina Raimondo pledged, if reelected, to expand the state’s free college tuition program currently offered at the Community College of Rhode Island to the Ocean State’s two four-year public colleges. The expansion, if enacted, would cost an estimated \$35 million. Gov. Raimondo had previously proposed a plan to offer free college at Rhode Island’s three public institutions, yet the Legislature rejected the original proposal with the possibility of revisiting the plan at a later date.

Published Tuition and Fees at Colleges and Universities in Vermont, 2017-18

In New England and across the U.S., it has never been more critical to hold a postsecondary credential to be able to fully participate in the workforce. Yet, in recent years the cost of a college degree has risen precipitously – oftentimes becoming prohibitively expensive for far too many Americans to attend college. New England’s public colleges are the most affordable and financially accessible option for most individuals in the region, and their primary mission is to serve each of their state’s residents. Published tuition and fee rates play a significant role in students’ and their families’ decision about which college to attend or whether to even pursue a college degree. This brief takes an in-depth look at the tuition and required fees published by public two- and four-year postsecondary institutions in Vermont.

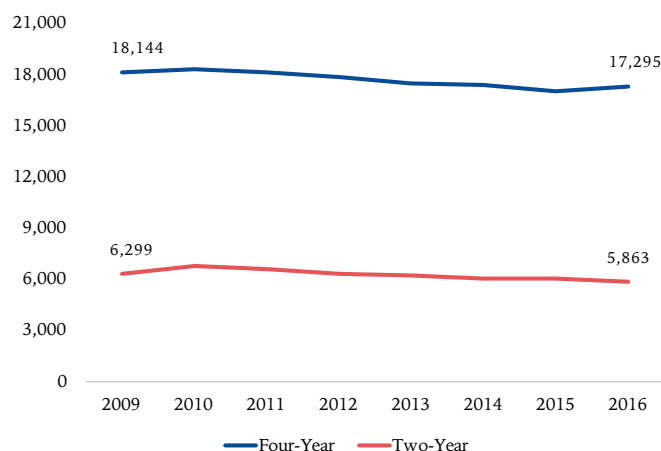
How Many Students Enroll at Public Institutions in Vermont?

In fall 2016, there were **23,158 undergraduate students** enrolled at public two- and four-year postsecondary institutions in Vermont.

Nearly three-quarters (61.2%) of undergraduates in Vermont enrolled at public institutions – a figure that is slightly higher than enrollment at public colleges and universities in the region (55%).

Since 2009, enrollment in Vermont’s public institutions has declined 5.3%, which is a higher rate of decline than the regional average (2.6%)

Undergraduate Enrollment at Vermont Public Two- and Four-Year Institutions, Fall 2009-2016



Source: NEBHE analysis of data from the U.S. Department of Education.

Average In-State Tuition & Required Fees at Public Institutions

	2017-18	Change from 2016-17	Change from 2012-13
Two-year			
Vermont	\$7,260	3%	34%
New England	\$5,193	3%	16%
Four-year			
Vermont	\$13,572	4%	19%
New England	\$11,596	1%	13%

Note: Average tuition & required fees are published rates for two semesters of in-state full-time study. Dollar values are not adjusted for inflation and averages are not enrollment-weighted. These figures do not reflect any financial aid (e.g. grants, loans) or living expenses (e.g. room, board), which vary significantly between students. Source: NEBHE analysis of data from New England institutions and state system offices.

What is the Price of Tuition and Fees at Public Institutions in Vermont?

Since the 2012-13 academic year, tuition and required fees have jumped 34% at two-year colleges and 19% at four-year colleges in Vermont.

Average tuition and fee rates in Vermont are higher than the regional rates – by nearly 40% at two-year colleges and 17% at four-year institutions.

Average tuition and fee prices at Vermont’s public colleges and universities are the highest in New England.

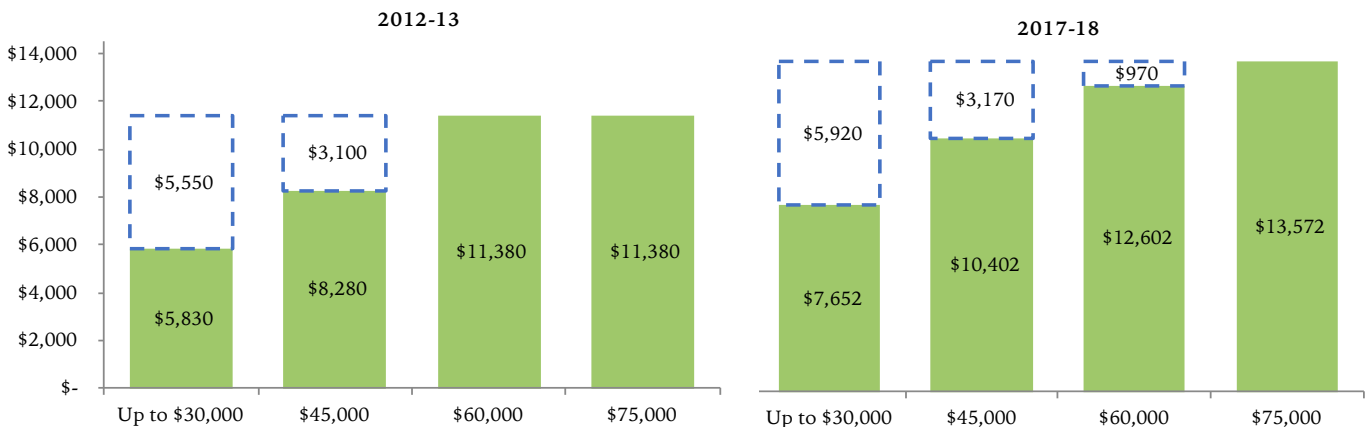
How Much Do Public Colleges Cost in Vermont After Financial Aid?

Published tuition and fee prices are, similar to the experience of buying a new car, only the “sticker price” and may lead students and parents to feel “sticker shock” and potentially overestimate the actual cost of higher education. In reality, few students pay the published rates. Financial aid plays a critical role in lowering the final amount students pay. The source and amount of financial aid varies significantly from student to student and from college to college, which can make predicting and tracking the cost of college difficult.

Tuition & Fees at Two-Year Institutions, Vermont



Tuition & Fees at Four-Year Institutions, Vermont



 Pell Grant
 Remaining tuition & required fees to be paid from institutional, state, and family resources

Note: Pell Grant eligibility is estimated based on a family of four with two dependent children and \$0 assets.

Source: NEBHE analysis of data from New England institutions and state systems offices, U.S. Department of Education, and U.S. Census Bureau.

Since 2012-13, increases in tuition and fees at Vermont’s community colleges (34.4%) and four-year public colleges (19.2%) have far outpaced increases in the maximum Pell Grant (6.25%), leaving a widening gap for low- and moderate-income students to fill with additional institutional or state aid and/or family resources.

During the 2018 legislative session, lawmakers could not reach an agreement in conference committee on a miscellaneous education bill. Additionally, the state Legislature is still negotiating the terms of proposed legislation (H.924) to provide National Guard members free tuition at any state college or the University of Vermont in exchange for two years served in the National Guard. While the House and the Senate have come to an agreement on the bill and budget, the governor has suggested he will veto them. Vermont is the only New England state that does not offer college tuition reimbursement to National Guard soldiers.