	2025	2025	2025	2025	2025	2025	2025	2025	2025	2025	2025	2025	
Income	**January**	**Febraury**	**March**	**April**	**May**	**June**	**July**	**August**	**September**	**October**	**November**	**December**	**Total**
Sales	US$107,086.88	US$93,470.28	US$86,596.94	US$77,254.85	US$81,118.34	US$125,611.33							US$571,138.62
Refunds	US$6,300.89	US$4,049.39	US$2,307.36	US$1,855.73	US$835.35	US$985.32							US$16,334.04
Total Income	**US$100,785.99**	**US$89,420.89**	**US$84,289.58**	**US$75,399.12**	**US$80,282.99**	**US$124,626.01**	**US$0.00**	**US$0.00**	**US$0.00**	**US$0.00**	**US$0.00**	**US$0.00**	**US$554,804.58**
	2025	2025	2025	2025	2025	2025	2025	2025	2025	2025	2025	2025	
Cost of Goods	**January**	**Febraury**	**March**	**April**	**May**	**June**	**July**	**August**	**September**	**October**	**November**	**December**	**Total**
Product Costs + Shipping	US$37,435.00	US$32,872.12	US$26,265.24	US$23,071.93	US$25,128.85	US$35,014.35							US$179,787.49
Gross Profit	**US$63,350.99**	**US$56,548.77**	**US$58,024.34**	**US$52,327.19**	**US$55,154.14**	**US$89,611.66**	**US$0.00**	**US$0.00**	**US$0.00**	**US$0.00**	**US$0.00**	**US$0.00**	**US$375,017.09**
	2024	2024	2024	2024	2024	2024	2024	2024	2024	2024	2024	2024	
Expenses	**January**	**Febraury**	**March**	**April**	**May**	**June**	**July**	**August**	**September**	**October**	**November**	**December**	**Total**
TikTok													US$0.00
Google													US$0.00
Facebook	US$48,219.69	US$42,801.75	US$45,208.64	US$41,715.98	US$41,469.53	US$61,576.76							US$280,992.35
Snapchat													US$0.00
Pinterest													US$0.00
Processing Fees	US$5,354.34	US$4,673.51	US$4,329.85	US$3,862.74	US$4,055.92	US$6,280.57							US$28,556.93
Content Costs	US$0.00	US$0.00	US$0.00	US$0.00	US$0.00								US$0.00
Shopify Bill	US$582.00	US$582.00	US$582.00	US$582.00	US$582.00	US$582.00							US$3,492.00
(Klaviyo, TripleWhale)	US$150.00	US$250.00	US$350.00	US$375.00	US$375.00	US$375.00							US$1,875.00
3rd Party Softwares	US$623.14	US$627.40	541,64	US$453.00	US$500.00	US$600.00							US$2,803.54
Virtual Assistant(s)	US$1,120.00	US$1,120.00	US$1,120.00	US$1,120.00	US$1,120.00	US$1,200.00							US$6,800.00
Email Agency					US$1,000.00	US$1,000.00							US$2,000.00
Disputes & Chargebacks													US$0.00
ADD MORE ROWS IF NEEDED													US$0.00
Total Expenses	**US$56,049.17**	**US$50,054.66**	**US$51,590.49**	**US$48,108.72**	**US$49,102.45**	**US$71,614.33**	**US$0.00**	**US$0.00**	**US$0.00**	**US$0.00**	**US$0.00**	**US$0.00**	**US$326,519.82**
Profit	**January**	**Febraury**	**March**	**April**	**May**	**June**	**July**	**August**	**September**	**October**	**November**	**December**	**Total Net Profit**
Net Profit	**US$7,301.82**	**US$6,494.11**	**US$6,433.85**	**US$4,218.47**	**US$6,051.69**	**US$17,997.33**	**US$0.00**	**US$0.00**	**US$0.00**	**US$0.00**	**US$0.00**	**US$0.00**	**US$48,497.27**

Total Spent Per Traffic Source	
Facebook	US$280,992.35
Google Adwords	US$0.00
Tiktok	US$0.00
Snapchat	US$0.00
Pinterest	US$0.00



	2024	2024	2024	2024	2024	2024	2024	2024	2024	2024	2024	2024	
Income	**January**	**Febraury**	**March**	**April**	**May**	**June**	**July**	**August**	**September**	**October**	**November**	**December**	**Total**
Sales								US$6,251.75	US$28,522.91	US$ 64,464.58	US$112,527.3(	US$140,741.3:	US$352,507.87
Refunds								US$2.00	US$1,021.01	US$1,225.25	US$3,199.05	US$4,025.90	US$9,473.21
Total Income	**US$0.00**	**US$0.00**	**US$0.00**	**US$0.00**	**US$0.00**	**US$0.00**	**US$0.00**	**US$6,249.75**	**US$27,501.90**	**US$63,239.33**	**US$109,328.25**	**US$136,715.43**	**US$343,034.66**

	2024	2024	2024	2024	2024	2024	2024	2024	2024	2024	2024	2024	
Cost of Goods	**January**	**Febraury**	**March**	**April**	**May**	**June**	**July**	**August**	**September**	**October**	**November**	**December**	**Total**
Product Costs + Shipping								US$2,208.20	US$11,613.20	US$27,343.60	US$46,240.30	US$56,338.15	US$143,743.45
Gross Profit	**US$0.00**	**US$0.00**	**US$0.00**	**US$0.00**	**US$0.00**	**US$0.00**	**US$0.00**	**US$4,041.55**	**US$15,888.70**	**US$35,895.73**	**US$63,087.95**	**US$80,377.28**	**US$199,291.21**

	2024	2024	2024	2024	2024	2024	2024	2024	2024	2024	2024	2024	
Expenses	**January**	**Febraury**	**March**	**April**	**May**	**June**	**July**	**August**	**September**	**October**	**November**	**December**	**Total**
TikTok													US$0.00
Google													US$0.00
Facebook								US$2,354.78	US$8,797.50	US$23,866.67	US$23,867	US$56,837	US$115,722.82
Snapchat													US$0.00
Pinterest													US$0.00
Processing Fees								US$ 312.59	US$ 1,426.15	US$ 3,223.23	US$ 5,626.37	US$ 7,037.07	US$17,625.39
Video								US$0.00	US$0.00	US$0.00	US$0.00	US$0.00	US$0.00
Apps & Software								US$1,060.04	US$1,060.04	US$1,060.04	US$1,060.04	US$1,060.04	US$5,300.19
Shopify Bill								US$131.00	US$504.98	US$298.96	US$488.12	US$638.77	
(Klaviyo, TripleWhale)									US$20.00	US$45.00	US$80.00	US$140.00	US$285.00
Consultancy Agency													US$0.00
Virtual Assistant(s)								US$1,120.00	US$1,120.00	US$1,120.00	US$1,120.00	US$1,120.00	US$5,600.00
Email Agency													US$0.00
Disputes & Chargebacks													US$0.00
Total Expenses	**US$0.00**	**US$0.00**	**US$0.00**	**US$0.00**	**US$0.00**	**US$0.00**	**US$0.00**	**US$4,978.41**	**US$12,928.66**	**US$29,613.90**	**US$32,241.19**	**US$66,833.07**	**US$146,595.23**

Profit	**January**	**Febraury**	**March**	**April**	**May**	**June**	**July**	**August**	**September**	**October**	**November**	**December**	**Total Net Profit**
Net Profit	**US$0.00**	**US$0.00**	**US$0.00**	**US$0.00**	**US$0.00**	**US$0.00**	**US$0.00**	**-US$936.86**	**US$2,960.04**	**US$6,281.83**	**US$30,846.76**	**US$13,544.21**	**US$52,695.98**

Total Spent Per Traffic Source	
Facebook	US$115,722.82
Google Adwords	US$0.00
Tiktok	US$0.00
Snapchat	US$0.00
Pinterest	US$0.00

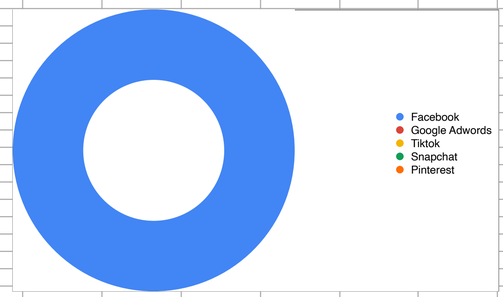

	2023	2023	2023	2023	2023	2023	2023	2023	2023	2023	2023	2023	
Income	**January**	**Febraury**	**March**	**April**	**May**	**June**	**July**	**August**	**September**	**October**	**November**	**December**	**Total**
Sales													US$0.00
Refunds													US$0.00
Total Income	**US$0.00**	**US$0.00**	**US$0.00**	**US$0.00**	**US$0.00**	US$0.00	US$0.00	US$0.00	**US$0.00**	US$0.00	US$0.00	US$0.00	**US$0.00**
	2023	2023	2023	2023	2023	2023	2023	2023	2023	2023	2023	2023	
Cost of Goods	**January**	**Febraury**	**March**	**April**	**May**	**June**	**July**	**August**	**September**	**October**	**November**	**December**	**Total**
Product Costs + Shipping													US$0.00
Gross Profit	**US$0.00**	**US$0.00**	**US$0.00**	**US$0.00**	**US$0.00**	**US$0.00**	**US$0.00**	**US$0.00**	**US$0.00**	**US$0.00**	**US$0.00**	**US$0.00**	**US$0.00**
	2023	2023	2023	2023	2023	2023	2023	2023	2023	2023	2023	2023	
Expenses	**January**	**Febraury**	**March**	**April**	**May**	**June**	**July**	**August**	**September**	**October**	**November**	**December**	**Total**
TikTok													US$0.00
Google													US$0.00
Facebook													US$0.00
Snapchat													US$0.00
Pinterest													US$0.00
Processing Fees													US$0.00
Video													US$0.00
Apps & Software													US$0.00
(Klaviyo, TripleWhale)													US$0.00
Consultancy Agency													US$0.00
Virtual Assistant(s)													US$0.00
Email Agency													US$0.00
Disputes & Chargebacks													US$0.00
Total Expenses	**US$0.00**	**US$0.00**	**US$0.00**	**US$0.00**	**US$0.00**	**US$0.00**	**US$0.00**	**US$0.00**	**US$0.00**	**US$0.00**	**US$0.00**	**US$0.00**	**US$0.00**
Profit	**January**	**Febraury**	**March**	**April**	**May**	**June**	**July**	**August**	**September**	**October**	**November**	**December**	**Total Net Profit**
Net Profit	**US$0.00**	**US$0.00**	**US$0.00**	**US$0.00**	**US$0.00**	**US$0.00**	**US$0.00**	**US$0.00**	**US$0.00**	**US$0.00**	**US$0.00**	**US$0.00**	**US$0.00**
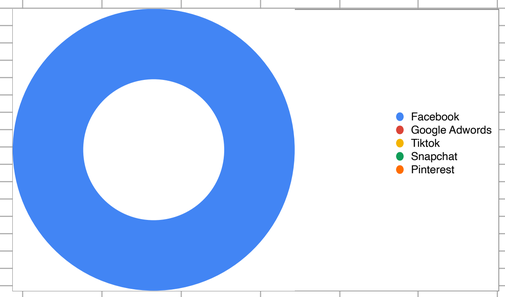
Total Spent Per Traffic Source	
Facebook	US$0.00
Google Adwords	US$0.00
Tiktok	US$0.00
Snapchat	US$0.00
Pinterest	US$0.00