





**TABLE OF CONTENTS**

04	Welcome
06	Our tradition. Our comeback.
08	This is CILO
10	Tech-DNA
20	Overview MY2026
22	Enduro
32	All Mountain
44	Cross Over



Dear Retail Partner,

CILO – a name with history, now writing the future. Founded in 1927, CILO was one of Switzerland's most successful bicycle brands for decades. Today, we are taking on the challenges of a dynamic market – with a clear strategy, a focused product portfolio, and the ambition to grow together within the specialist retail sector.

CILO is repositioning itself: from road bike pioneer to a modern off-road brand. Our range is centered around high-quality e-mountain bikes – engineered with Swiss precision and built for discerning customers who value performance, design, and reliability.

We are deliberately placing CILO in the premium sports segment of a growing market that sells experiences – not just products. In doing so, we combine tradition with innovation, creating a distinctive offering that clearly stands out from the competition.

For you as a retail partner, this means: attractive margins, a clearly structured product range – and a brand that is emotionally charged and inspires trust. We believe in close, long-term partnerships. Because we know: only when your success is our benchmark can CILO succeed in the long run.

We're ready. Let's become a team. Together, we can achieve anything.

Your CILO Team



## **OUR TRADITION. OUR COMEBACK. A SWISS LEGEND REINVENTS ITSELF.**

### HOW IT ALL BEGAN

Founded in 1927 in the picturesque Romanel-sur-Lausanne, CILO stands for Swiss precision, quality, and artisanal excellence. The name derives from its founder and origin: Charles Jean Lausanne-Oron – the “J” was replaced by an “l” following the French pronunciation. With custom-made frames crafted from lightweight Reynolds 753 tubing, CILO became an icon in Swiss cycling. Milestones in its success story include Hans Knecht’s road world championship title in 1946 in Zurich and Beat Breu’s unforgettable stage wins at Alpe d’Huez and the Tour de Suisse in 1982.

### NEW FOCUS

As a Swiss company, the mountains are our constant companions – challenge, motivation, and inspiration all at once. That’s why it was clear to us: our future lies off-road. A heritage brand with a modern mindset. Today, we continue the CILO tradition in the off-road segment, setting new standards in e-mountain biking. We approach bike development with the same relentless determination that drives us to conquer every peak. No detail is left unturned, no corners missed. Our e-mountain bikes represent Swiss engineering at the highest level: combining traditional know-how with cutting-edge technology, precise functionality, and premium materials. Solidly built, technically refined, and aesthetically designed – CILO is ready for any terrain.

### WHAT DRIVES US

Our brand arose with a clear focus on performance and togetherness. Our e-bikes embody not only technical precision but also the spirit of Swiss sportsmanship. We believe in camaraderie and shared ambition – because everything is simply better together. No matter the terrain where you challenge yourself, what truly matters is unity. Your performance drives you forward, but it’s the support and energy of the group that leads to success. Riding the trails and exploring the mountains means being fully present – 100% in the moment.

We’re proud to be reviving a classic.  
Welcome to the new era of CILO.



## **THIS IS *CILO***

Together, we offer our customers the ultimate riding experience – functional, comfortable, and reliable down to the smallest detail.

## **BALANCED PERFORMANCE**

We develop premium e-bikes that combine Swiss engineering with cutting-edge technology and bold, performance-oriented design. Tuned to hit the sweet spot between power, control, and comfort, they deliver a precise, powerful riding experience and balanced performance on any terrain – for those who want more and are ready to take on any challenge.



## SWISS RELIABILITY

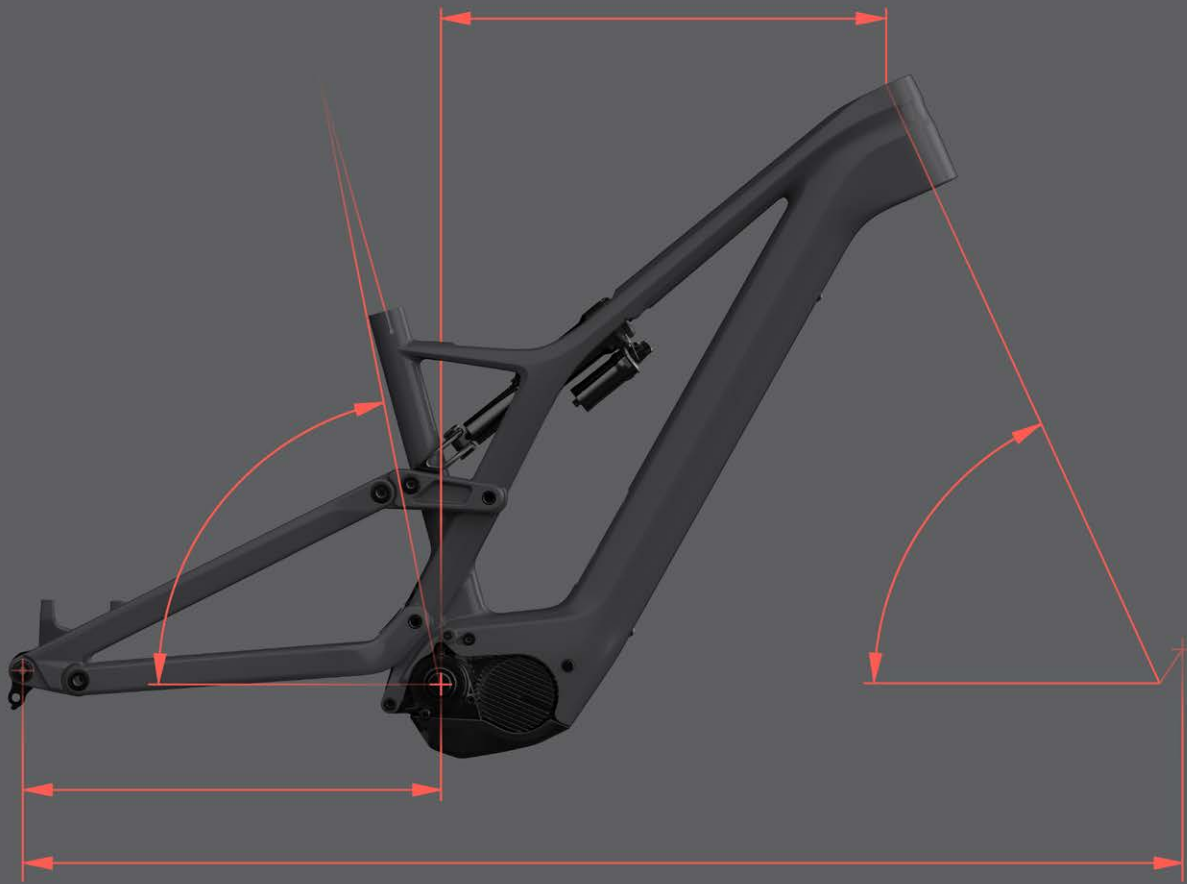
For over a century, we've combined Swiss craftsmanship with bold innovation – creating bikes that redefine performance. Every detail reflects precision, reliability, and lasting quality. Built to endure. Built to ride. Built to move riders forward.

## SHARED EXPERIENCES

More than just bikes – we create meaningful experiences that connect, inspire, and move people. With a holistic approach, we support our customers at every stage: through excellent service, community-driven events, and emotional touchpoints that bring passion, quality, and togetherness to life. For everyone who rides with purpose and strives to go beyond their limits.







#### ➤ Modern Frame Design

### MODERN FRAME DESIGN: OPTIMUM BALANCE

Thanks to the combination of short chainstays, long reach, low center of gravity, short stem and low stand-over, the frame design strikes the optimum balance between agility, stability, efficiency, comfort and safety. This allows riders to exploit the full potential of the bike and have an un-matched riding experience on any trail.



➤ Mixed Wheel: Kyano

**MIXED WHEEL SIZE:  
AN OUTSTANDING COMBINATION OF  
CONTROL, AGILITY AND WEIGHT**

The best of both worlds. While the 29" front wheel ensures a high degree of control, the best traction on corners and optimum rolling characteristics, the 27.5" rear wheel enhances maneuverability and encourages active handling.



➤ Integrated Cable Routing

#### INTEGRATED CABLE ROUTING: TIDIER AND WELL PROTECTED

The integrated cable routing from the headset to the chainstay ensures the cleanest look possible. Leading the cables within the frame also protects them from corrosion, dirt, kinks and other external influences.



➤ Semi-integrated Battery: High Capacity E-Mountainbikes

#### SEMI-INTEGRATED BATTERY: A CLEAN LOOK AND EASY REMOVAL

Concealed securely inside the downtube, the battery is sealed with a cover to protect it from dirt and water ingress. If necessary, it can quickly and easily be removed using a 6mm hexagonal wrench.



➤ Dual Mode Concept: Cilo Light Capacity E-Mountainbikes

## DUAL MODE CONCEPT: GET MORE OUT OF IT

High range or power assistance? The dual mode concept makes both possible. Depending on the chosen mode, the assistance and torque are adjusted: Throttled for greater range or exploited to the full for maximum assistance. The individual preferences for both modes can also be saved in the app.



➤ Range Extender: Cilo Light Capacity E-Mountainbikes

## RANGE EXTENDER: GO FURTHER FOR LONGER

If even more flexibility or range is required, the capacity can be extended by 50% with a 200 Wh Range Extender in water bottle format. This can be easily attached using the Fidlock adapter plate.



#### ➤ Low-Maintenance Bearing Technology

### LOW-MAINTENANCE BEARING TECHNOLOGY: LONG LIFE ALONGSIDE MINIMAL MAINTENANCE

High-end, double-sealed high-precision ball bearings made of rust-proof stainless steel reduce bearing wear and optimize load dissipation, rigidity and service life. The special seal prevents the ingress of dirt and water and the annoying grinding and squeaking noises this creates.



➤ Changeable Flip Chip

#### ADJUSTABLE FLIP CHIP: VARIABLE GEOMETRY FOR AN ADAPTABLE RIDING STYLE

Maneuverable and agile, or stable and smooth at high speed? With the Flip Chip system, both are possible. BB height, head angle and seat tube angle can all be adjusted by positioning the Flip Chip in the high or low setting. Whether steep ascents, rapid descents or technical trails, the bike can be tailored optimally to the particular requirements.

## CHALLENGED IN THE SWISS MOUNTAINS

At home on steep, rugged enduro terrain, demanding technical trails, or scenic cross-country rides – CILLO e-mountain bikes are built to excel on any terrain. A carefully balanced design that blends stability, agility, and control, provides an unmatched riding experience – perfect for both seasoned riders seeking precision and newcomers looking for confidence on the trail.

The differentiation of our CILLO e-mountain bikes is based on the designations H, C, L, and X, each representing specific characteristics:

H: High Capacity

C: Carbon

L: Light Capacity

X: Cross Over





**KYANO HC**



**KYANO LC**



**TANAY HC**



**TANAY LC**



**TANAY H**



**TANAY HX**



**ENDURO**





➤ KYANO HC1

The Kyano HC is ready for any terrain – from rocky trails to steep climbs. Its balanced 170/160 mm suspension effortlessly absorbs roots, rocks, and drops. Agile in character, it offers playful ease on fast singletracks, while its confident handling ensures maximum control on technical descents. Even the steepest uphill are no match for the Kyano HC, thanks to its efficiency-oriented geometry and powerful battery. The mixed-wheel setup (29"/27.5") combines precise tracking with high agility – for a versatile and intense riding experience.

Fork Length [mm]	587,7
Offset [mm]	44
Fork Axle [mm]	15×110
Rear Shock Length [mm]	230×62,5
Max. Tire OD x width (front) [inch]	29×2.6
Max. Tire OD x width (rear) [inch]	27,5×2.6

Size	S	M	L
Seat Tube Length [mm]	370	400	445
Top Tube Length [mm]	560	603	650
Headtube Length [mm]	100	120	140
Chainstay Length [mm]	440		
BB Height [mm]	353,5		
BB Drop [mm]	27		
Head Tube Angle [°]	64		
Seat Tube Angle [°]	77,5	77,1	76,8
Reach [mm]	420	455	495
Stack [mm]	628	646	664
Wheelbase [mm]	1202	1246	1295
Standover [mm]*	705	714	715



\*Clearance from ground to lowest point of the top tube

Model	KYANO HC1	KYANO HC2	KYANO HC3
Frame	Carbon, UDH	Carbon, UDH	Carbon, UDH
<b>Rear Shock</b>	FOX Float X Factory, LSR, 2-position, LSC	FOX Float X Performance, LSR, 2-position	FOX Float Performance, LSR, 2-position
<b>Fork</b>	FOX Float 38 Factory, 170 mm, GRIP X2	FOX Float 38 Performance, 170 mm, GRIP	FOX Float 38 Rhythm 170 mm, GRIP
Headset	Acros ICR Blocklock 150 ZS56	Acros ICR Blocklock 150 ZS56	Acros ICR Blocklock 150 ZS56
Stem	TRANZ X MTB, 35 mm, 0°, 32 mm	TRANZ X MTB, 35 mm, 0°, 32 mm	TRANZ X MTB, 35 mm, 0°, 32 mm
<b>Bar</b>	RACEFACE Era Carbon, 35×800 mm, 20 mm	TRANX X MTB, 35×780 mm, 9° back- / 5° upsweep	TRANX X MTB, 35×780 mm, 9° back- / 5° upsweep
Grips	Velo MTB	Velo MTB	Velo MTB
Display	Shimano, SC-EN600	Shimano, SC-EN600	Shimano, SC-EN600
Remote	Shimano, SW-EN600-L	Shimano, SW-EN600-L	Shimano, SW-EN600-L
Saddle	Velo MTB	Velo MTB	Velo MTB
Seat Post	Limotec H1, 200 mm RM07 I-SPEC	Limotec H1, 200 mm RM07 I-SPEC	Limotec H1, 200 mm RM07 I-SPEC
<b>Motor</b>	Shimano EP801, 85 Nm, 700 W	Shimano EP801, 85 Nm, 700 W	Shimano EP6, 85 Nm, 600 W
<b>Battery Charger</b>	Darfon, 800 Wh Darfon 4A	Darfon, 708 Wh Darfon 4A	Darfon, 708 Wh Darfon 4A
<b>Rear Derailleur</b>	Shimano XT Di2, RD-M8260, 12 speed	Shimano XT, RD-8100, 12 speed	Shimano Deore Di2, RD-M6260, 12 speed
<b>Shifter</b>	Shimano XT Di2, SW-M8250	Shimano XT, SL-M8100	Shimano Deore Di2, SW-M6250
<b>Cassette</b>	Shimano XT, CS-M8200, 12 speed, 10-51t	Shimano XT, CS-M8200, 12 speed, 10-51t	Shimano Deore, CS-M6100, 12 speed, 10-51t
Chain	Shimano Deore, CN-M6100, 126 links	Shimano Deore, CN-M6100, 126 links	Shimano Deore, CN-M6100, 126 links
Crank	Samox ET40, 165 mm	Samox ET40, 165 mm	Samox ET40, 165 mm
Chainring	Samox for Shimano EP801, 34t	Samox for Shimano EP801, 34t	Samox for Shimano EP801, 34t
Chain Guide	Funn Chain Guide	Funn Chain Guide	Funn Chain Guide
<b>Brakes [v/h]</b>	Shimano XT, BR-M8220	Shimano XT, BR-M8220	Shimano, BR-M4200
<b>Rotor [v/h]</b>	Shimano, RT-CL800, ICE, 203 mm	Shimano, RT-CL800, ICE, 203 mm	Shimano, RT-CL700, ICE, 203 mm
<b>Wheels [v/h]</b>	DT Swiss HXC1501, 29"/27.5", 30 mm, TLE 15×110 mm/12×148 mm	DT Swiss HX1700, 29"/27.5", 30 mm, TLE 15×110 mm/12×148 mm	DT Swiss H1900, 29"/27.5", 30 mm, TLE 15×110 mm/12×148 mm
Tires [v/h]	Schwalbe Magic Mary Evo/Big Betty Evo	Schwalbe Magic Mary Evo/Big Betty Evo	Schwalbe Magic Mary Evo/Big Betty Evo
<b>Tube [v/h]</b>	Tubeless	Tubeless	Schwalbe, SV19FB Light 54/75-622
Bottle Cage	Fidlock Twist bike base	Fidlock Twist bike base	Fidlock Twist bike base
Color	Golden Grain	Golden Grain	Golden Grain
Sizes	S, M, L	S, M, L	S, M, L
Perm. Total Weight	135 kg	135 kg	135 kg







Felix testet Bikes



➤ KYANO LC1

The Kyano LC is built for demanding trails: With its 160/160 mm suspension, it confidently conquers extreme descents and technical climbs alike. Agility and maneuverability make it the ideal choice for steep enduro sections and big drops, while its stable, smooth-running handling guarantees safety and control at all times. The mixed-wheel setup (29"/27.5") combines precise tracking with high agility – for an intense, versatile riding experience. Thanks to its efficient drivetrain and optimal weight distribution, the Kyano LC remains powerful and precise even on steep, rocky terrain.

Fork Length [mm]	575
Offset [mm]	44
Fork Axle [mm]	15×110
Rear Shock Length [mm]	230×62,5
Max. Tire OD x width (front) [inch]	29×2.6
Max. Tire OD x width (rear) [inch]	27.5×2.6

Size	S	M	L
Seat Tube Length [mm]	370	400	445
Top Tube Length [mm]	559	602	649
Headtube Length [mm]	100	120	140
Chainstay Length [mm]		440	
BB Height [mm]		349	
BB Drop [mm]		31	
Head Tube Angle [°]		64,5	
Seat Tube Angle [°]	78	77,6	77,3
Reach [mm]	426	461	501
Stack [mm]	624	642	660
Wheelbase [mm]	1197	1241	1289
Standover [mm]*	706	706	729



\*Clearance from ground to lowest point of the top tube

Model	KYANO LC1	KYANO LC2
Frame	Carbon, UDH	Carbon, UDH
<b>Rear Shock</b>	FOX Float X Factory, LSR, 2-position, LSC	FOX Float X Performance, LSR, 2-position
<b>Fork</b>	FOX Float 36 Factory, 160 mm, GRIP X2	FOX Float 36 Performance, 160 mm, GRIP
Headset	Acros ICR Blocklock 150 ZS56	Acros ICR Blocklock 150 ZS56
Stem	TRANZ X MTB, 35 mm, 0°, 32 mm	TRANZ X MTB, 35 mm, 0°, 32 mm
<b>Bar</b>	RACEFACE Era Carbon, 35×800 mm, 20 mm	TRANZ X MTB, 35×780 mm, 9° back- / 5° upsweep
Grips	Velo MTB	Velo MTB
Display	Shimano, SC-EN600	Shimano, SC-EN600
Remote	Shimano, SW-EN600-L	Shimano, SW-EN600-L
Saddle	Velo MTB	Velo MTB
Seat Post	Limotec H1, 200 mm RM07 I-SPEC	Limotec H1, 200 mm RM07 I-SPEC
Motor	Shimano EP801, 85 Nm, 700 W	Shimano EP801, 85 Nm, 700 W
Battery Charger	Darfon, 388 Wh Darfon 4A	Darfon, 388 Wh Darfon 4A
<b>Rear Derailleur</b>	Shimano XT Di2, RD-M8260, 12 speed	Shimano Deore Di2, RD-M6260, 12 speed
<b>Shifter</b>	Shimano XT Di2, SW-M8250	Shimano Deore Di2, SW-M6250
<b>Cassette</b>	Shimano XT, CS-M8200, 12 speed, 10-51t	Shimano Deore, CS-M6100, 12 speed, 10-51t
Chain	Shimano Deore, CN-M6100, 126 links	Shimano Deore, CN-M6100, 126 links
Crank	Samox ET40, 165 mm	Samox ET40, 165 mm
Chainring	Samox for Shimano EP801, 34t	Samox for Shimano EP801, 34t
Chain Guide	Funn Chain Guide	Funn Chain Guide
<b>Brakes [v/h]</b>	Shimano XT, BR-M8220	Shimano Deore, BR-M6120
<b>Rotor [v/h]</b>	Shimano, RT-CL800, ICE, 203 mm	Shimano, RT-CL700, ICE, 203 mm
<b>Wheels [v/h]</b>	DT Swiss HXC1501, 29"/27.5", 30 mm TLE, 15×110 mm/12×148 mm	DT Swiss HX1700, 29"/27.5", 30 mm TLE, 15×110 mm/12×148 mm
Tires [v/h]	Schwalbe Magic Mary Evo/Big Betty Evo Super Trail TLE, Addix Soft	Schwalbe Magic Mary Evo/Big Betty Evo Super Trail TLE, Addix Soft
<b>Tube [v/h]</b>	Tubeless	Schwalbe, SV19FB Light 54/75-622
Bottle Cage	Fidlock Twist bike base integrated	Fidlock Twist bike base integrated
Color	Muddy Green	Muddy Green
Sizes	S, M, L	S, M, L
Perm. Total Weight	135 kg	135 kg











ride better bikes



TANAY HC1

The Tanay HC – the all-rounder for technical terrain: Whether it's fast singletracks, small drops, or rough root sections – with its lightweight carbon frame, 140/135 mm suspension, and 29" wheels, this all-mountain e-MTB is perfect for versatile use. It impresses with precise, confident handling and delivers exceptional stability and control even in demanding terrain. The efficient riding position ensures excellent climbing performance – with strong grip and maximum stability, even on steep ascents.

Fork Length [mm]	555
Offset [mm]	44
Fork Axle [mm]	15×110
Rear Shock Length [mm]	210×52,5
Max. Tire OD x width (front) [inch]	29×2.6
Max. Tire OD x width (rear) [inch]	29×2.6

Size	S	M	L
Seat Tube Length [mm]	370	400	445
Top Tube Length [mm]	556,5	599	647
Headtube Length [mm]	100	120	140
Chainstay Length [mm]		452,9	
BB Height [mm]		342	
BB Drop [mm]		36	
Head Tube Angle [°]		65,6	
Seat Tube Angle [°]	79	78,6	78,3
Reach [mm]	437	472	512
Stack [mm]	616	634	652
Wheelbase [mm]	1200	1244	1293
Standover [mm]*	692	700	701



\*Clearance from ground to lowest point of the top tube

Model	TANAY HC1	TANAY HC2	TANAY HC3
Frame	Carbon, UDH	Carbon, UDH	Carbon, UDH
<b>Rear Shock</b>	FOX Float X Factory, LSR, 2-position, LSC	FOX Float Performance, LSR, 2-position	FOX Float Performance, LSR, 2-position
<b>Fork</b>	FOX Float 36 Factory, 140 mm, GRIP X2	FOX Float 36 Performance, 140 mm, GRIP	FOX Float 36 Rhythm 140 mm, GRIP
Headset	Acros ICR Blocklock 150 ZS56	Acros ICR Blocklock 150 ZS56	Acros ICR Blocklock 150 ZS56
Stem	TRANX X MTB, 35 mm, 0°, 32 mm	TRANX X MTB, 35 mm, 0°, 32 mm	TRANX X MTB, 35 mm, 0°, 32 mm
<b>Bar</b>	RACEFACE Era Carbon, 35×800 mm, 20 mm	TRANX X MTB, 35×780 mm, 9° back- / 5° upsweep	TRANX X MTB, 35×780 mm, 9° back- / 5° upsweep
Grips	Velo MTB	Velo MTB	Velo MTB
Display	Shimano, SC-EN600	Shimano, SC-EN600	Shimano, SC-EN600
Remote	Shimano, SW-EN600-L	Shimano, SW-EN600-L	Shimano, SW-EN600-L
Saddle	Velo MTB	Velo MTB	Velo MTB
Seat Post	Limotec H1, 200 mm RM07 I-SPEC	Limotec H1, 200 mm RM07 I-SPEC	Limotec H1, 200 mm RM07 I-SPEC
<b>Motor</b>	Shimano EP801, 85 Nm, 700 W	Shimano EP801, 85 Nm, 700 W	Shimano EP6, 85 Nm, 600 W
<b>Battery Charger</b>	Darfon, 800 Wh Darfon 4A	Darfon, 708 Wh Darfon 4A	Darfon, 708 Wh Darfon 4A
<b>Rear Derailleur</b>	Shimano XT Di2, RD-M8260, 12 speed	Shimano XT, RD-8100, 12 speed	Shimano Deore Di2, RD-M6260, 12 speed
<b>Shifter</b>	Shimano XT Di2, SW-M8250	Shimano XT, SL-M8100	Shimano Deore Di2, SW-M6250
<b>Cassette</b>	Shimano XT, CS-M8200, 12 speed, 10-51t	Shimano XT, CS-M8200, 12 speed, 10-51t	Shimano Deore, CS-M6100, 12 speed, 10-51t
Chain	Shimano Deore, CN-M6100, 126 links	Shimano Deore, CN-M6100, 126 links	Shimano Deore, CN-M6100, 126 links
Crank	Samox ET40, 165 mm	Samox ET40, 165 mm	Samox ET40, 165 mm
Chainring	Samox for Shimano EP801, 34t	Samox for Shimano EP801, 34t	Samox for Shimano EP801, 34t
Chain Guide	Funn Chain Guide	Funn Chain Guide	Funn Chain Guide
<b>Brakes [v/h]</b>	Shimano XT, BR-M8220/BR-M8200	Shimano XT, BR-M8220/BR-M8200	Shimano, BR-M4200/BR-M4100
<b>Rotor [v/h]</b>	Shimano, RT-CL800, ICE, 203 mm	Shimano, RT-CL800, ICE, 203 mm	Shimano, RT-CL700, ICE, 203 mm
<b>Wheels [v/h]</b>	DT Swiss HXC1501, 29", 30 mm, TLE 15×110 mm/12×148 mm	DT Swiss HX1700, 29", 30 mm, TLE 15×110 mm/12×148 mm	DT Swiss H1900, 29", 30 mm, TLE 15×110 mm/12×148 mm
Tires [v/h]	Schwalbe Magic Mary Evo/ Big Betty Evo	Schwalbe Magic Mary Evo/ Big Betty Evo	Schwalbe Magic Mary Evo/ Big Betty Evo
<b>Tube [v/h]</b>	Tubeless	Tubeless	Schwalbe, SV19FB Light 54/75-622
Bottle Cage	Fidlock Twist bike base	Fidlock Twist bike base	Fidlock Twist bike base
Color	Mature Grape	Mature Grape	Mature Grape
Sizes	S, M, L	S, M, L	S, M, L
Perm. Total Weight	135 kg	135 kg	135 kg








➤ TANAY LC1

The Tanay LC – for those who love technical trail fun: Tight singletracks, smaller drops, and rocky sections are no match for this agile all-mountain e-MTB. With its responsive 140/135 mm suspension and precise handling, it performs confidently even on demanding descents. Roots, rocks, steps, and even stairs are tackled with ease. Powerful propulsion and high agility provide maximum flow downhill, while efficient climbing performance and strong traction impress on steep ascents. Its low overall weight and low center of gravity ensure perfect balance and full control – even on the most challenging trails.

Fork Length [mm]	555
Offset [mm]	44
Fork Axle [mm]	15×110
Rear Shock Length [mm]	210×52,5
Max. Tire OD x width (front) [inch]	29×2.6
Max. Tire OD x width (rear) [inch]	29×2.6

Size	S	M	L
Seat Tube Length [mm]	370	400	445
Top Tube Length [mm]	557	600	647
Headtube Length [mm]	100	120	140
Chainstay Length [mm]		453	
BB Height [mm]		341	
BB Drop [mm]		36,5	
Head Tube Angle [°]		64	
Seat Tube Angle [°]	79	78,6	78,2
Reach [mm]	437	471	511
Stack [mm]	617	635	652
Wheelbase [mm]	1201	1244	1293
Standover [mm]*	697	696	719



\*Clearance from ground to lowest point of the top tube

Model	TANAY LC1	TANAY LC2
Frame	Carbon, UDH	Carbon, UDH
<b>Rear Shock</b>	FOX Float Factory, LSR, 2-position, LSC	FOX Float Performance, LSR, 2-position
<b>Fork</b>	FOX Float 36 SL Factory, 140 mm, 29", GRIP X	FOX Float 36 SL Performance, 140mm, GRIP X
Headset	Acros ICR Blocklock 150 ZS56	Acros ICR Blocklock 150 ZS56
Stem	TRANZ X MTB, 35 mm, 0°, 32 mm	TRANZ X MTB, 35 mm, 0°, 32 mm
<b>Bar</b>	RACEFACE Era Carbon, 35×800 mm, 20 mm	TRANZ X MTB, 35×780 mm, 9° back- / 5° upsweep
Grips	Velo MTB	Velo MTB
Display	Shimano, SC-EN600	Shimano, SC-EN600
Remote	Shimano, SW-EN600-L	Shimano, SW-EN600-L
Saddle	Velo MTB	Velo MTB
Seat Post	Limotec H1, 200 mm RM07 I-SPEC	Limotec H1, 200 mm RM07 I-SPEC
Motor	Shimano EP801, 85 Nm, 700 W	Shimano EP801, 85 Nm, 700 W
Battery Charger	Darfon, 388 Wh Darfon 4A	Darfon, 388 Wh Darfon 4A
<b>Rear Derailleur</b>	Shimano XT Di2, RD-M8260, 12 speed	Shimano Deore Di2, RD-M6260, 12 speed
<b>Shifter</b>	Shimano XT Di2, SW-M8250	Shimano Deore Di2, SW-M6250
<b>Cassette</b>	Shimano XT, CS-M8200, 12 speed, 10-51t	Shimano Deore, CS-M6100, 12 speed, 10-51t
Chain	Shimano Deore, CN-M6100, 126 links	Shimano Deore, CN-M6100, 126 links
Crank	Samox ET40, 165 mm	Samox ET40, 165 mm
Chainring	Samox for Shimano EP801, 34t	Samox for Shimano EP801, 34t
Chain Guide	Funn Chain Guide	Funn Chain Guide
<b>Brakes [v/h]</b>	Shimano XT, BR-M8220/BR-M8200	Shimano Deore, BR-M6120/BR-M6100
<b>Rotor [v/h]</b>	Shimano, RT-CL800, ICE, 203 mm	Shimano, RT-CL700, ICE, 203 mm
<b>Wheels [v/h]</b>	DT Swiss HXC1501, 29", 30 mm, TLE 15×110 mm/12×148 mm	DT Swiss HX1700, 29", 30 mm, TLE 15×110 mm/12×148 mm
Tires [v/h]	Schwalbe Nobby Nic Evo Super Trail TLE, Addix Soft/Speed Grip	Schwalbe Nobby Nic Evo Super Trail TLE, Addix Soft/Speed Grip
<b>Tube [v/h]</b>	Tubeless	Schwalbe, SV19FB Light 54/75-622
Bottle Cage	Fidlock Twist bike base integrated	Fidlock Twist bike base integrated
Color	Slate Grey	Slate Grey
Sizes	S, M, L	S, M, L
Perm. Total Weight	135 kg	135 kg






➤ TANAY H3

The Tanay H – versatile, powerful, and built for long rides: Whether it's steep climbs, technical sections, or fast descents – the Tanay H impresses with strong traction, balanced geometry, and responsive handling. Its sensitive suspension, with 140 mm in the front and 135 mm in the rear, adapts precisely to any surface, ensuring optimal control and grip. Even at high speeds, the bike remains composed and instills confidence at all times. Ideal for anyone looking to combine demanding trails and extended tours with maximum riding enjoyment.

Fork Length [mm]	555			
Offset [mm]	44			
Fork Axle [mm]	15×110			
Rear Shock Length [mm]	210×52,5			
Max. Tire OD x width (front) [inch]	29×2.6			
Max. Tire OD x width (rear) [inch]	29×2.6			
Size	S	M	L	XL
Seat Tube Length [mm]	360	390	425	460
Top Tube Length [mm]	563	596	632	672
Headtube Length [mm]	95	110	125	140
Chainstay Length [mm]	458			
BB Height [mm]	341			
BB Drop [mm]	36			
Head Tube Angle [°]	65,5		65,4	
Seat Tube Angle [°]	77,5	77,1	76,8	76,4
Reach [mm]	428	453	482	515
Stack [mm]	612	626	639	652
Wheelbase [mm]	1194	1227	1263	1302
Standover [mm]*	692	700	701	701



\*Clearance from ground to lowest point of the top tube

Model	TANAY H3	TANAY H4
Frame	Aluminium	Aluminium
<b>Rear Shock</b>	FOX Float Performance	SR Suntour RS25-Edge-Evo 2CR
<b>Fork</b>	FOX 36 Rhythm 140 GRIP	SR Suntour AION36X-Boost 140
Headset	Acros ICR Blocklock 150 ZS56	Acros ICR Blocklock 150 ZS56
Stem	JD MTB, 0°, 32 mm	JD MTB, 0°, 32 mm
Bar	JD MTB, 9° back-/5° upsweep, 780 mm	JD MTB, 9° back-/5° upsweep, 780 mm
Grips	Velo MTB	Velo MTB
Display	Shimano, EN600	Shimano, EN600
Remote	Shimano, EN600-L	Shimano, EN600-L
Saddle	Velo MTB	Velo MTB
Seat Post	Limotec H1, 200 mm RM07 I-SPEC	Limotec H1, 200 mm RM07 I-SPEC
Motor	Shimano EP6, 85 Nm, 600 W	Shimano EP6, 85 Nm, 600 W
Battery Charger	Darfon, 708 Wh Darfon 2A	Darfon, 708 Wh Darfon 2A
<b>Rear Derailleur</b>	Shimano XT, RD-M8100, 12-speed	Shimano Deore, RD-M6100, 12-speed
<b>Shifter</b>	Shimano SLX, SL-M7100-R	Shimano Deore, SL-M6100-IR
Cassette	Shimano Deore, CS-M6100, 10-51T, 12-speed	Shimano Deore, CS-M6100, 10-51T, 12-speed
Chain	SHIMANO Deore, CN-M6100, 126 links	Shimano Deore, CN-M6100, 126 links
Crank	Samox ET40, 165 mm	Samox ET40, 165 mm
Chainring	Samox for Shimano EP801, 34t	Samox for Shimano EP801, 34t
Chain Guide	Funn Chain Guide	Funn Chain Guide
<b>Brakes [v/h]</b>	Shimano Deore, BR-M6120/BR-M6100	Shimano, MT401
Rotor [v/h]	Shimano Deore, RT64 203 mm	Shimano Deore, RT64 203 mm
<b>Wheels [v/h]</b>	DT Swiss H1900 CL, 15×110/12×148 Shimano Micro Spline	Cross X19, Shimano HB-MT410-B CL/ Shimano FH-MT410-B CL, 15×110/12×148
Tires [v/h]	Schwalbe Magic Mary Evo/Big Betty Evo, Super Trail TLE Addix Soft, 29×2.6	Schwalbe Magic Mary Evo/Big Betty Evo, Super Trail TLE Addix Soft, 29×2.6
Tube [v/h]	Schwalbe, SV19FB Light 54/75-622	Schwalbe, SV19FB Light 54/75-622
Bottle Cage	Fidlock Twist integrated	Fidlock Twist integrated
Pedal	VP Platform MTB, alloy w/pins	VP Platform MTB, alloy w/pins
Color	Blue Tapestry	Blue Tapestry
Sizes	S, M, L, XL	S, M, L, XL
Perm. Total Weight	150 kg	150 kg








**CROSS OVER**



➤ TANAY HX1 —

The Tanay HX – the SUV e-bike for everyday use and adventure: In city traffic, on country roads, or in challenging terrain – this versatile crossover model delivers comfort, control, and riding fun on any surface. Its balanced geometry ensures stable, secure handling, while the responsive suspension with 140 mm travel in the front and 135 mm in the rear reliably absorbs bumps. The Tanay HX guarantees a smooth, relaxed riding experience – no matter where the journey takes you.

Fork Length [mm]	555			
Offset [mm]	44			
Fork Axle [mm]	15×110			
Rear Shock Length [mm]	210×52,5			
Max. Tire OD x width (front) [inch]	29×2.6			
Max. Tire OD x width (rear) [inch]	29×2.6			
Size	S	M	L	XL
Seat Tube Length [mm]	360	390	425	460
Top Tube Length [mm]	563	596	632	672
Headtube Length [mm]	95	110	125	140
Chainstay Length [mm]	458			
BB Height [mm]	341			
BB Drop [mm]	36			
Head Tube Angle [°]	65,5		65,4	
Seat Tube Angle [°]	77,5	77,1	76,8	76,4
Reach [mm]	428	453	482	515
Stack [mm]	612	626	639	652
Wheelbase [mm]	1194	1227	1263	1302
Standover [mm]*	692	700	701	701



\*Clearance from ground to lowest point of the top tube

Model	TANAY HX1	TANAY HX2	TANAY HX3
Frame	Aluminium	Aluminium	Aluminium
<b>Rear Shock</b>	FOX Float Performance	SR Suntour RS24-EdgeX STD 2CR	SR Suntour RS24-EdgeX STD 2CR
<b>Fork</b>	FOX AWL HD 140 RAIL	FOX AWL HD 140 RAIL	SR Suntour XCR34X 140
Headset	Acros ICR Blocklock 150 ZS56	Acros ICR Blocklock 150 ZS56	Acros ICR Blocklock 150 ZS56
Stem	JD MTB, 0°, 32 mm	JD MTB, 0°, 32 mm	JD MTB, 0°, 32 mm
Bar	JD MTB, 9° back-/5° upsweep, 780 mm	JD MTB, 9° back-/5° upsweep, 780 mm	JD MTB, 9° back-/5° upsweep, 780 mm
Grips	Velo MTB	Velo MTB	Velo MTB
Display	Shimano EN600	Shimano EN600	Shimano EN600
Remote	Shimano EN600-L	Shimano EN600-L	Shimano EN600-L
Saddle	Velo MTB	Velo MTB	Velo MTB
<b>Seat Post</b>	Limotec H1, 200 mm RM07 I-SPEC	JD, alloy	JD, alloy
<b>Motor</b>	Shimano EP801, 85 Nm, 700 W	Shimano EP6, 85 Nm, 600 W	Shimano EP6, 85 Nm, 600 W
<b>Battery Charger</b>	Darfon, 708 Wh Darfon 4A	Darfon, 708 Wh Darfon 2A	Darfon, 600 Wh Darfon 2A
<b>Rear Derailleur</b>	Shimano XT, RD-8100, 12 speed	Shimano Cues, RD-U6000, 10 speed	Shimano Cues, RD-U3020, 9 speed
<b>Shifter</b>	Shimano XT, SL-M8100	Shimano Cues, RD-U6000-10R	Shimano Cues, SL-U4000-9R
<b>Cassette</b>	Shimano XT, CS- M8100, 12 speed, 10-51T	Shimano Cues, CS- LG400,10 speed, 11-48T	Shimano Cues, CS-LG300, 9 speed, 11-41T
<b>Chain</b>	Shimano Deore, CN-M6100, 126 links	Shimano Steps, CN-LG500	Shimano Steps, CN-LG500
Crank	Samox ET40, 165 mm	Samox ET40, 165 mm	Samox ET40, 165 mm
Chainring	Samox for Shimano EP801, 34t	Samox for Shimano EP801, 34t	Samox for Shimano EP801, 34t
Chain Guide	Funn Chain Guide	Funn Chain Guide	Funn Chain Guide
<b>Brakes [v/h]</b>	Shimano XT, BR-M8120/BR-M8100	Shimano, BR-MT401	Shimano, BR-MT200
<b>Rotor [v/h]</b>	Shimano Deore, SM-RT64, 203 mm	Shimano, SM-RT30, 180 mm	Shimano, SM-RT10, 180 mm
<b>Wheels [v/h]</b>	DT Swiss HX1700 CL, 15×110/12×148 Shimano Micro Spline	Cross X19, Shimano HB-MT410-B CL/ Shimano FH-MT410-B CL 15×110/12×148	Cross X19, Shimano HB-MT410-B CL/ Shimano FH-MT410-B CL 15×110/12×148
Tires [v/h]	Schwalbe Wicked Will Performance Folding, 29×2.4	Schwalbe Wicked Will Performance Folding, 29×2.4	Schwalbe Wicked Will Performance Folding, 29×2.4
Tube [v/h]	Schwalbe, SV19FB Light 54/75-622	Schwalbe, SV19FB Light 54/75-622	Schwalbe, SV19FB Light 54/75-622
Bottle Cage	Fidlock Twist integrated	Fidlock Twist integrated	Fidlock Twist integrated
<b>Pedal</b>	VP Platform MTB, nylon w/pins	VP MTB platform, alloy w/pins	VP MTB platform, alloy w/pins
Light	LiteMove SEC110 w/stem mount, bracket & StVZO reflector/Supernova	LiteMove SEC110 w/stem mount, bracket & StVZO reflector/Supernova	LiteMove SEC110 w/stem mount, bracket & StVZO reflector/Supernova
Kickstand	Pletscher Comp 40 Flex Light	Pletscher Comp 40 Flex Light	Pletscher Comp 40 Flex Light
Rack	Cilo	Cilo	Cilo
Color	Blue Tapestry	Blue Tapestry	Blue Tapestry
Sizes	S, M, L, XL	S, M, L, XL	S, M, L, XL
Perm. Total Weight	150 kg	150 kg	150 kg





