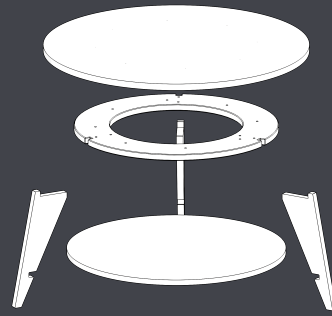


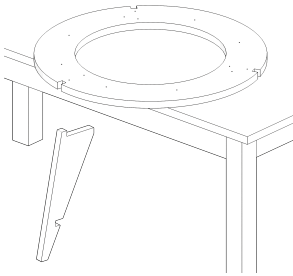


Assembly instructions "Modern Round table"

Hardware List: 12 screws

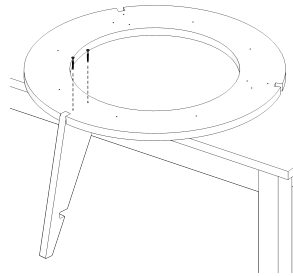


Step 1



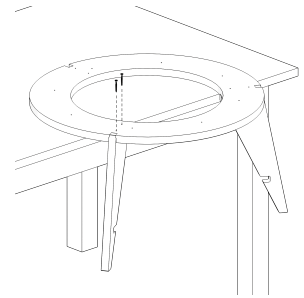
***Tip:** A table can make installing first two legs easier.

Step 2



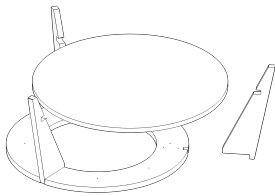
Using the screws provided, screw in 2 screws in the predrilled holes.

Step 3

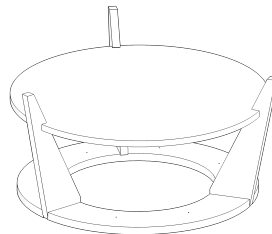


Next, screw in 2 screws in the second leg.

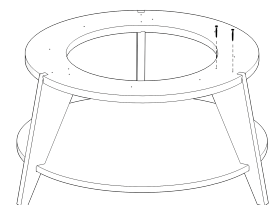
Step 4



Get a second pair of hands for this step.

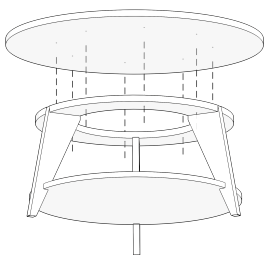


Flip it over and place it on the table with the remaining leg spot facing outwards.

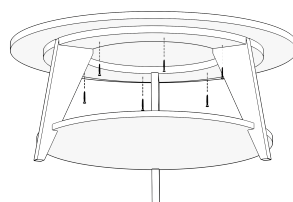


Person 1: Hold the undertray in place.
Person 2: Install third leg.

Step 5



Finally, place the table top onto the frame.



Align the holes correctly to the match the predrilled holes. Screw in final 6 screws.

Assembled "Round Modern Table"

