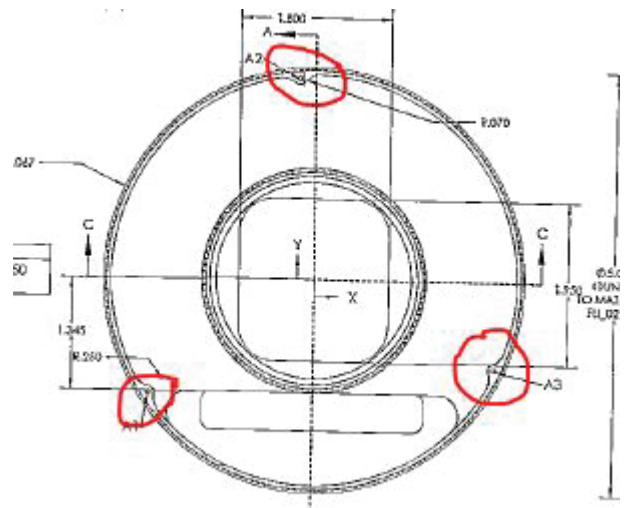


See also: www.flicamera.com/videos/RemovingML65ThreadedFlange.mp4




Unscrew the front flange from the Micro-Line camera.




Remove these screws to detach the shutter from the CCD housing. Do not unplug the shutter.

Sometimes the blades get stuck on the pads around the outside of the bottom



If the shutter fails to close 100%, increase spring tension by gently bending the arm holding the spring toward the center of the shutter.



Push here to exercise the shutter

See also: www.flicamera.com/videos/Vincent65mm_manual_operation.mp4