# HOW TO PRINT CME CERTIFICATES

1. Navigate to the TMLT myPortal login page at myportal.tmlt.org. Please note, Google Chrome is the optimal browser for accessing our sites. Once logged in, click "**See more"** in the "**CME Overview"** pod and then the blue "**Online CME courses"** button.

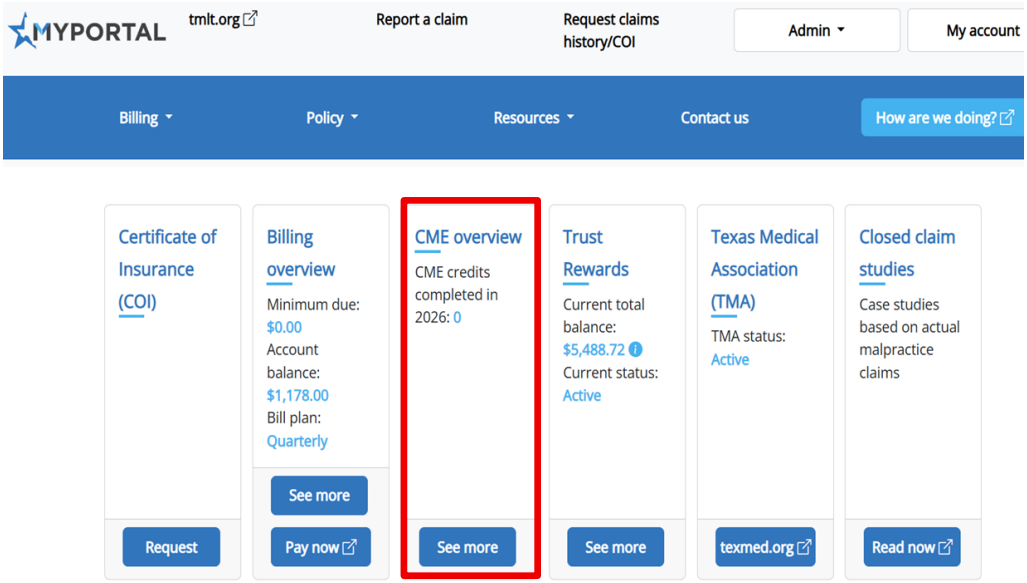


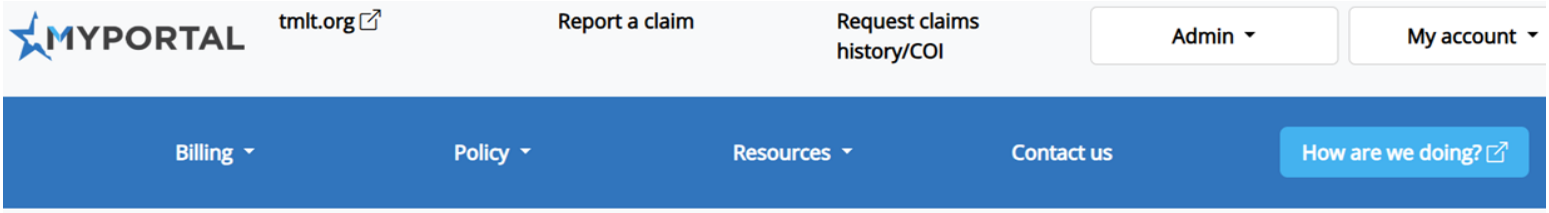


## CME Credit History

Online CME courses

The last three years of your TMLT CME courses are listed below. Policyholders may complete 2 eligible TMLT CME courses for the maximum 6% CME discount (each eligible course is worth a 3% discount). The courses must be 2-hours or longer. Please note that 1-hour courses cannot be combined for a discount and 4-hour courses do not count for a double discount. The discount can be earned annually by fulfilling the TMLT CME requirement each year. The courses must be completed prior to renewal.

The following link provides instructions for printing TMLT CME certificates from online courses and TMLT annual live seminars only. If you are needing a certificate for a live 1-day event, please email cmemail@tmlt.org.

CME Certificate Instructions

| Course Name | Completion | Discount | Credit | Status |
|---|---|---|---|---|
| The AI Revolution in Medicine | 08/30/2025 | | 1.0 | Not Eligible |

# HOW TO PRINT CME CERTIFICATES

2. Confirm that you're still logged in by looking in the right upper corner for your name. It should say, "**Hello, (your first name)**."

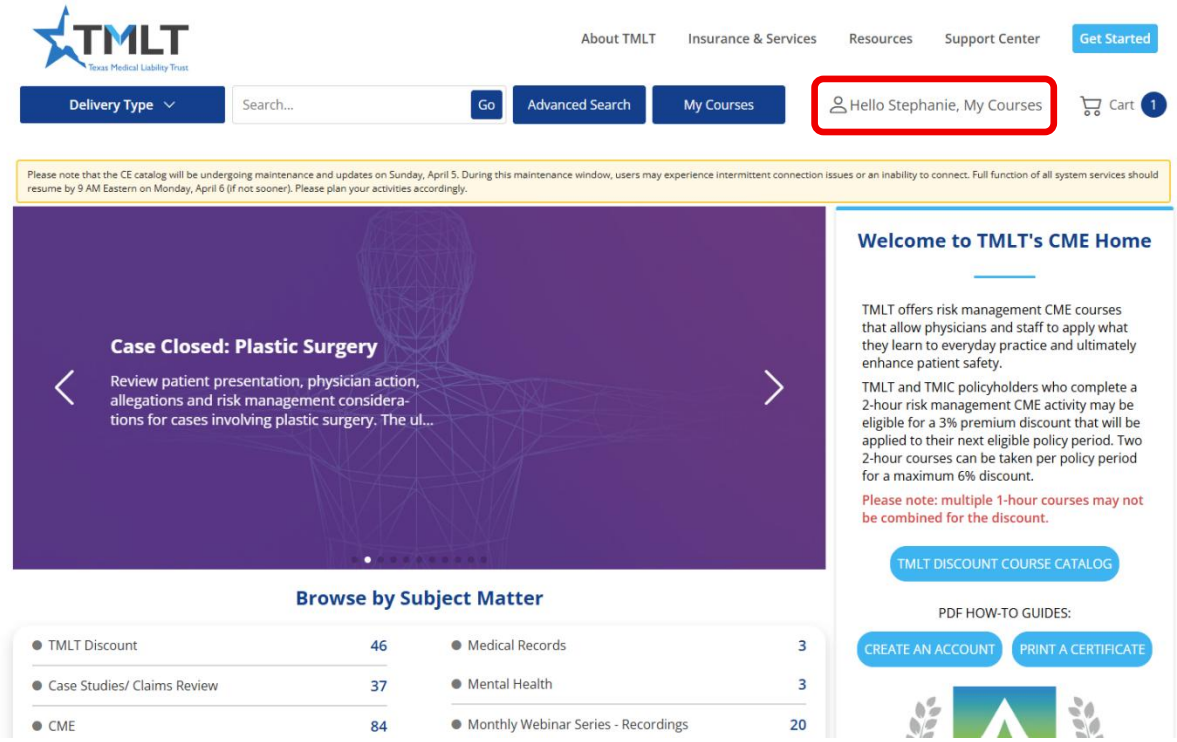


3. Click "**My Courses**," to see a list of courses for which you have previously registered.

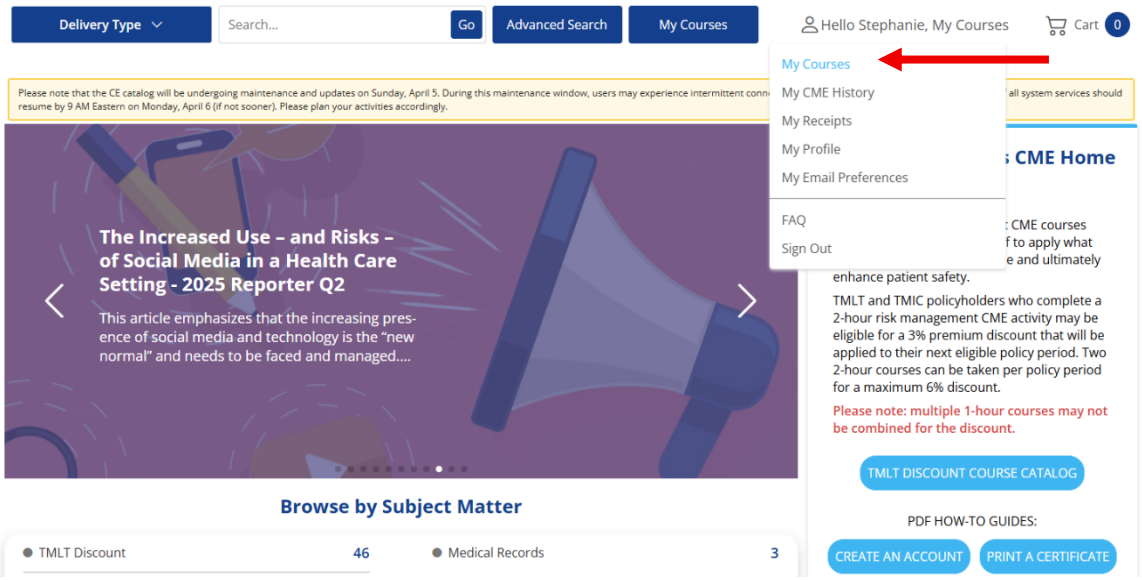

# HOW TO PRINT CME CERTIFICATES

4. To print a certificate, click on the course to expand it. If the completion status on the right is orange and "**In Progress"** you will need to complete the test and evaluation. Click the "**Take Test/Get Certificate**" button. Once you have completed the test and evaluation, the "**Get Certificate"** button will become available, as shown on the next page.

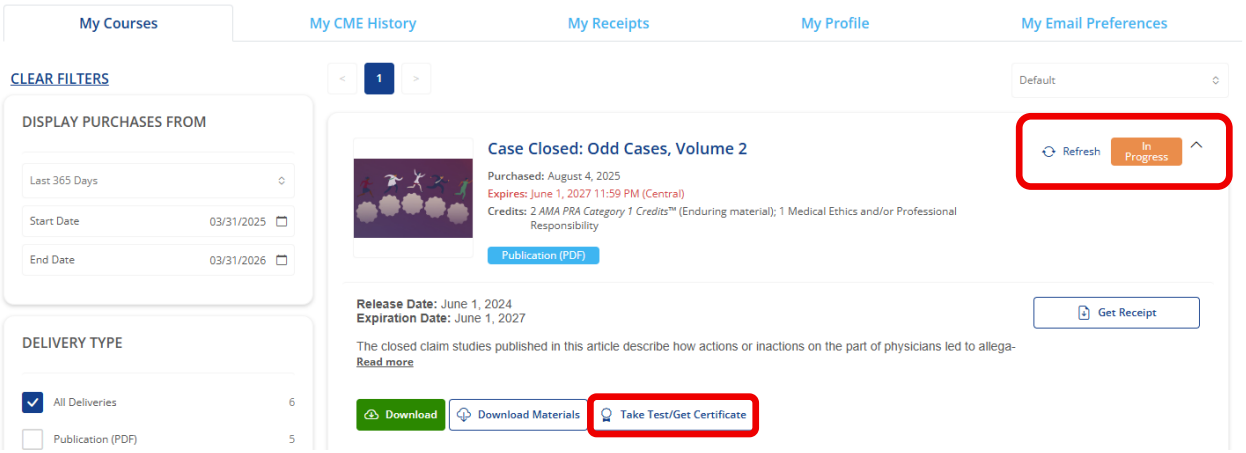


5. If the completion status on the right is green and "**Complete**" this means you have already completed the required test and evaluation. Click the "**Take Test/Get Certificate**" button and the "**Get Certificate**" button will be available on the pop-up as shown on the next page.

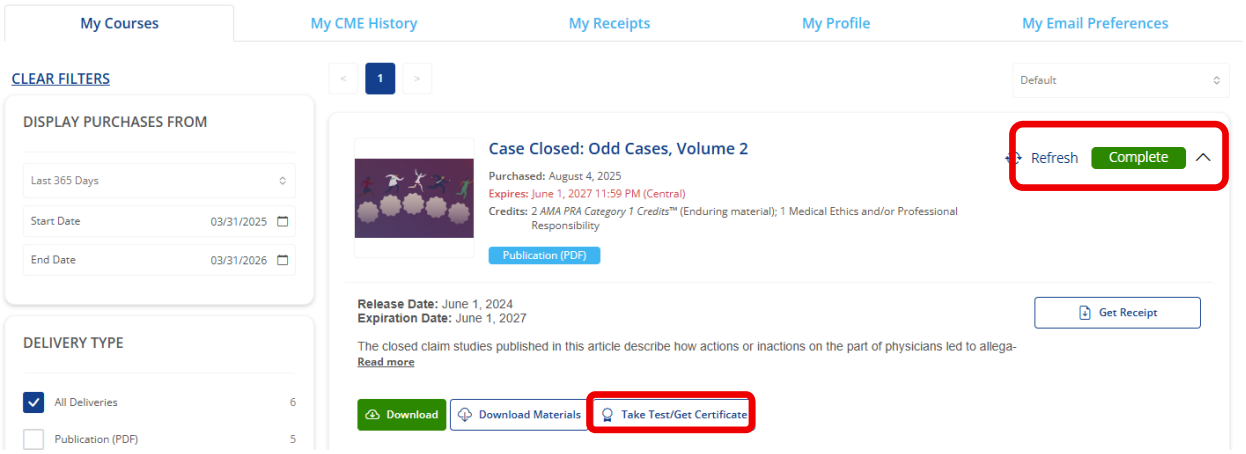

# HOW TO PRINT CME CERTIFICATES

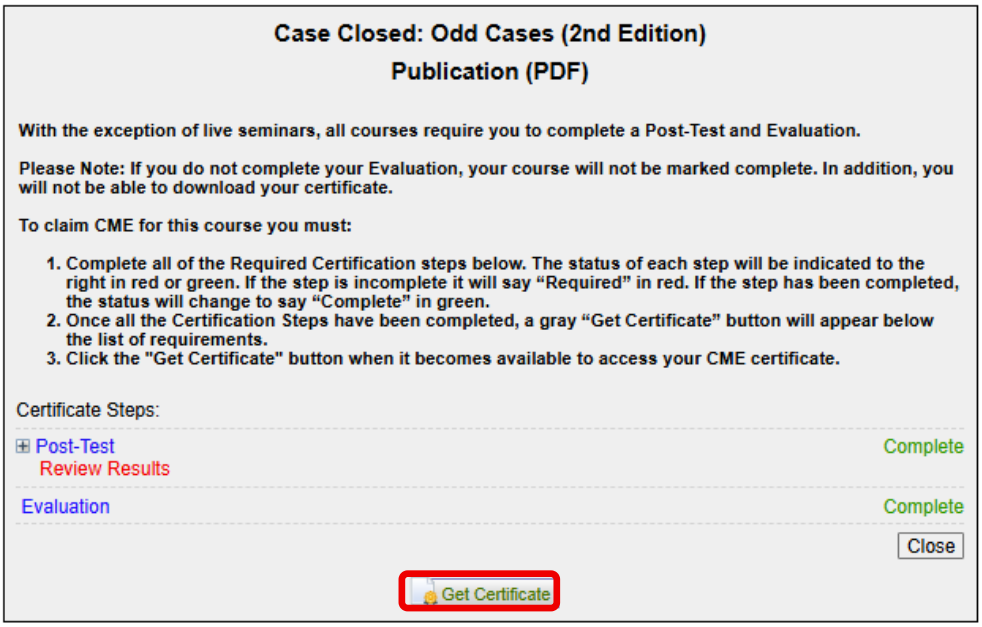


6. Choose either the "**MD/DO Enduring Material**" or "**All other participants Enduring Material**".

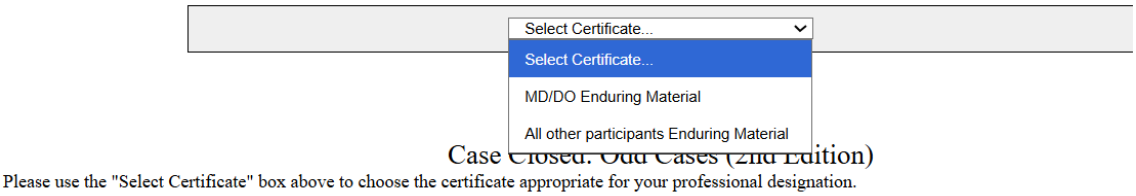


7. You can email your certificate by clicking "**Send Certificate Email**," or you can print/save it as a PDF by clicking "**Print**." You do not need to send your certificate to TMLT. Completions are entered into our system the following day or on Monday for weekend completions. If eligible, your 3% discount will be automatically applied at your next policy renewal.

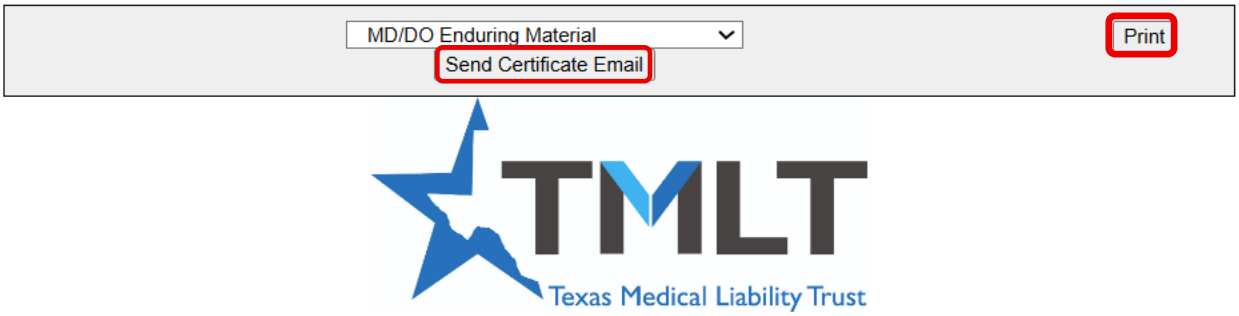


*If you need additional assistance accessing your CME certificates, please contact us at cmemail@tmlt.org or (800) 580-8658.*