CITY WALK BOULEVARD

Pre-book your parking

Seamless, plate-based entry | Booking in the PARKONIC+ app only

How to book

1 Download and sign up

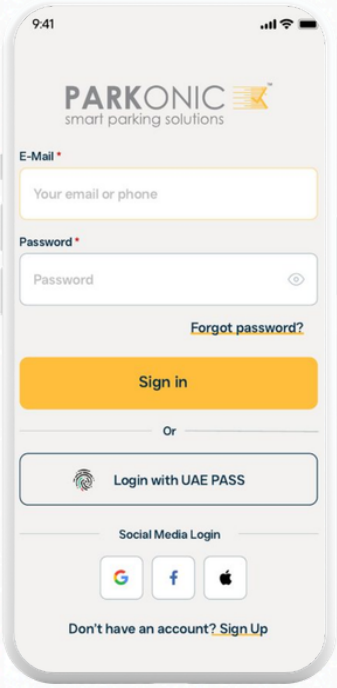

Download the PARKONIC+ app from your app store, create an account and add your vehicle's plate.

2 Select City Walk Boulevard

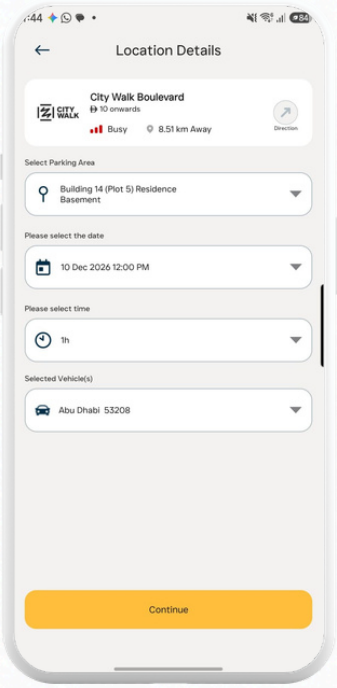

Select City Walk Boulevard, then your parking area, date, time and vehicle.

3 Choose your parking bay

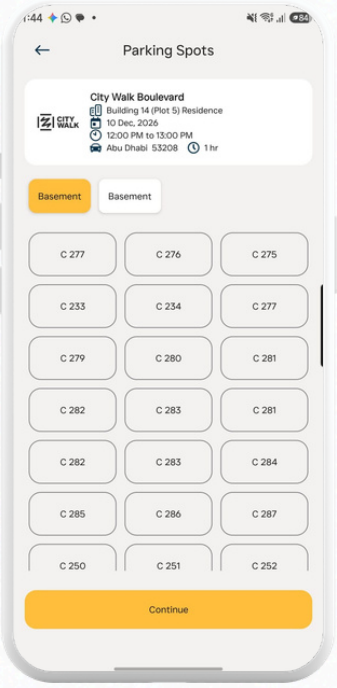

Select your preferred basement parking spot.

4 Pay in the app

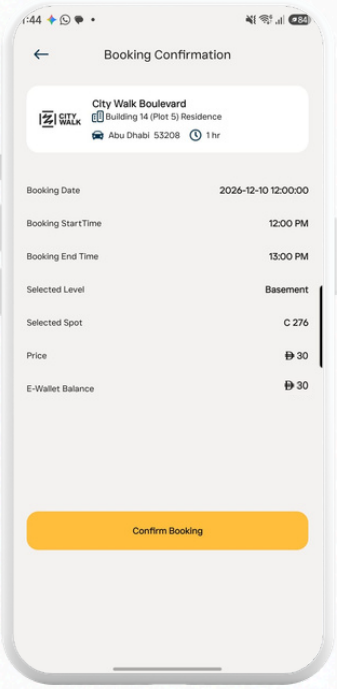

Confirm the details and complete your booking by paying with your PARKONIC wallet.

5 Drive in. Your vehicle license plate is your ticket.

The parking is ticketless. During your booked time, the barrier opens automatically when your vehicle is recognised.

Book before you park

Book and pay in the app first. Pre-booking fees are non-refundable, including early exit.

Stay within your window

Basement access is only valid during your booked time.

Overstay charges

Staying past your time, or parking without a booking, is charged Đ60 per hour or part thereof via SALIK.

Need help? Call 800-PARKONIC (72756642)
helpdesk@parkonic.com

Full terms & conditions:
parkonic.com/terms-city-walk-boulevard-vip