

I(P)ES-0008B

8 10/100TX PoE at/af Industrial Ethernet Unmanaged Switch; 12V/24V/48V

input models



Non-PoE model



PoE model



OVERVIEW

Lantech I(P)ES-0008B is a high-performance all 8 10/100TX industrial Ethernet switch with w/8/6 PoE 802.3af/at ports.

Galvanic isolation for dual 48V, 12V, 24V input with max PoE budget

The IPES-0008B supports IEEE802.3at/af standard which can feed HI-power up to 30W at each PoE port for big power consumption devices like PTZ IP camera, High power wireless AP etc.

The IPES-0008B-12V accepts power input 9~56VDC with IEEE802.3at/af standard and feed up to 30W per PoE port with maximum 120W @24V and 80W @12V output (at dual input). The 24V model is also compliant with ISO 7637-2 which protects switch from being damaged by high voltage that could be found at vehicle cranky start.

IPES-0008B-12V with E-marking accepts input 9~36VDC for vehicle transient protection.

PoE 48V model accepts 45~56VDC power input and can feed 48V output for PoE feeding in vehicle at max 240W @48V input.

E-marking certificate, High reliability and extended working temperature

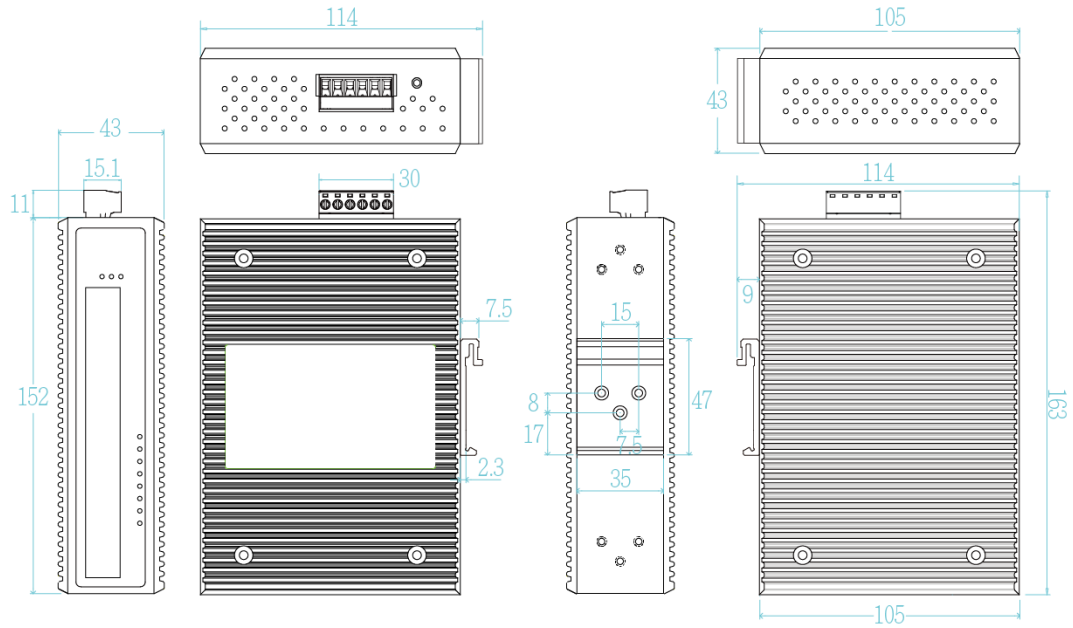
Lantech I(P)ES-0008B provides $\pm 2000V$ EFT and $\pm 6000V$ ESD protection, which can reduce unstable situation caused by power line and Ethernet. It has high reliability and robustness coping with extensive EMI/RFI phenomenon, environmental vibration and shocks usually found in Automation, transportation, surveillance, Wireless backhaul, Semi-conductor factory and assembly lines.

The -E model can be used in extreme environments with an operating temperature range of $-40^{\circ}C$ to $75^{\circ}C$.

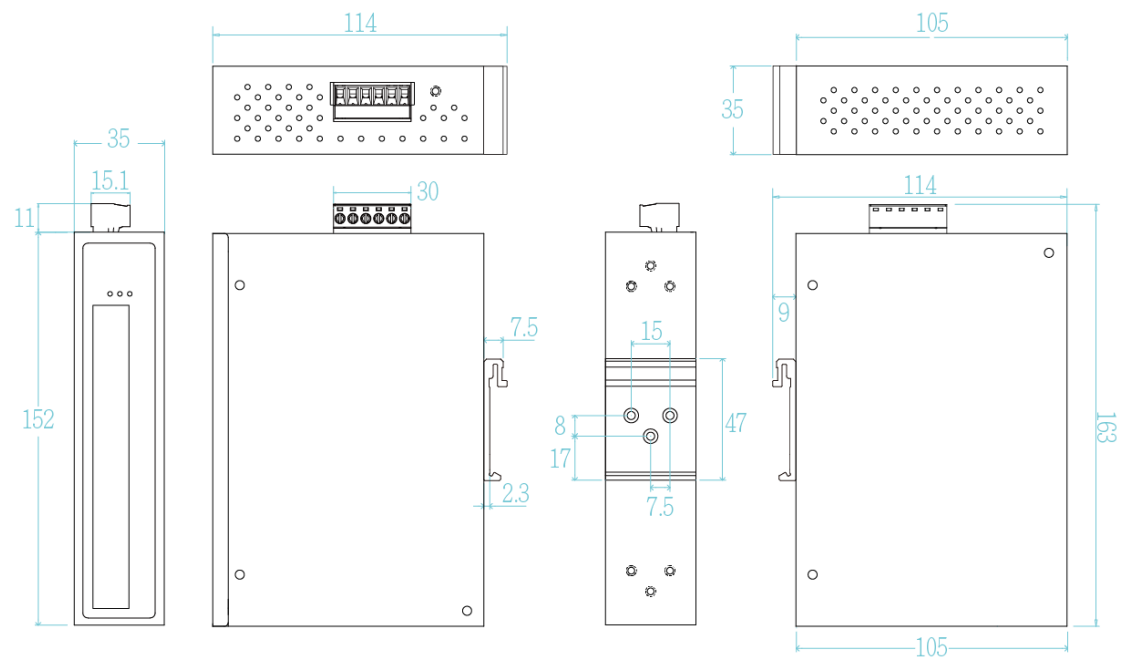
The E-marking certificate makes it the most suitable PoE switch for bus, carriage, other vehicles application as well as for industrial areas where the power source is limited with 12V but has demand of IP surveillance or VoIP applications. Only 12V or 24VDC input system is applicable for E-mark approval.

DIMENSIONS (unit=mm)

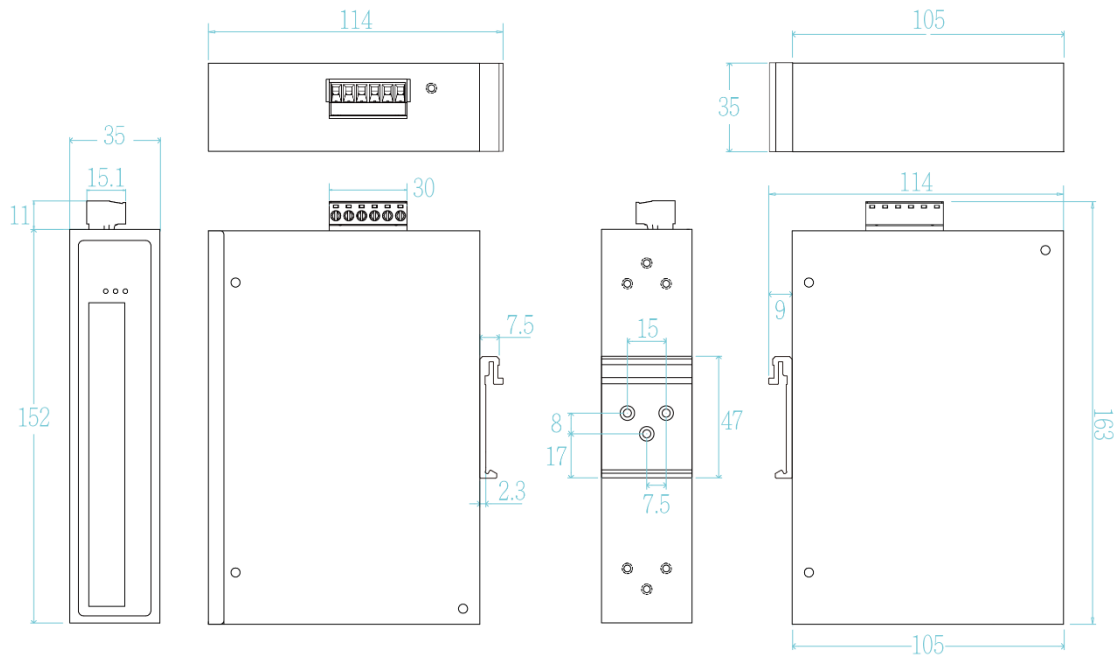
PoE Model



Non-PoE Model (IP30 model)



Non-PoE Model (IP40 model)



SPECIFICATION

Hardware Specification		
Standards	IEEE802.3 10Base-T Ethernet IEEE802.3u 100Base-TX IEEE802.3x Flow Control and Back Pressure IEEE802.3at/af Power over Ethernet	PoE pin assignment -8 model: RJ-45 port # 1~#8 support IEEE 802.3at/af End-point, Alternative A mode. Per port provides up to 30W -6 model: RJ-45 port # 1~#6 support IEEE 802.3at/af End-point, Alternative A mode. Per port provides up to 30W. Positive (VCC+): RJ-45 pin 1,2 Negative (VCC-): RJ-45 pin 3,6
Switch Architecture	Back-plane (Switching Fabric): 1.6Gbps	Power Consumption
Transfer Rate	14,880pps for Ethernet port 148,800pps for Fast Ethernet port	Galvanic Isolation
Mac Address	16K MAC address table	Case Dimension
Connectors	10/100TX: 8 x ports RJ-45 with Auto MDI/MDI-X function Power & P-Fail connector: 1 x 6-pole terminal block	Weight
Jumbo frame	10KB	Installation
Network Cable	10Base-T: 2-pair UTP/STP Cat. 3, 4, 5/ 5E/ 6 cable EIA/TIA-568 100-ohm (100m) 100Base-TX: 2-pair UTP/STP Cat. 5/ 5E/ 6 cable EIA/TIA-568 100-ohm (100m)	Relay Alarm
LED	Per unit: Power 1 (Green), Power 2 (Green), P-Fail (Red); Ethernet port: Link/Activity (Green) PoE : Active (Green)	EMI & EMS
Operating Humidity	5% ~ 95% (Non-condensing)	Safety
Operating Temperature	-20°C~60°C / -4°F~140°F (Standard model) -40°C~75°C / -40°F~167°F(-E model)	Stability Testing
Storage Temperature	-40°C~85°C / -40°F~185°F	Vehicle certificate
Power Supply	Non-PoE model: 9~60VDC (12V model); 9~36VDC (12V model with E-marking) 9~36VDC (24V model); PoE model: 9~56VDC (12V model); 9~36VDC (12V model with E-marking) 9~36VDC (24V model); 44~56VDC (48V model)	MTBF
PoE Budget	240W for 45~56V input (48V model) (50~57VDC input is recommended for 802.3at 30W applications) 80W at 12V input	

*Future Release
**Optional

ORDERING INFORMATION

- **IPES-0008B-48V.....P/N: 8351-108**
8 10/100TX w/8 PoE Mode A 802.3at/af 30W Industrial Ethernet Switch; dual 45~56VDC input; -20°C to 60°C
- **IPES-0008B-6-48V.....P/N:8351-1081**
8 10/100TX w/6 PoE Mode A 802.3at/af 30W Industrial Ethernet Switch; dual 45~56VDC input; -20°C to 60°C
- **IPES-0008B-48V-E.....P/N: 8351-109**
8 10/100TX w/8 PoE Mode A 802.3at/af 30W Industrial Ethernet Switch; dual 45~56VDC input; -40°C to 75°C
- **IPES-0008B-6-48V-E.....P/N:8351-1091**
8 10/100TX w/6 PoE Mode A 802.3at/af 30W Industrial Ethernet Switch; dual 45~56VDC input; -40°C to 75°C
- **IPES-0008B-12V.....P/N: 8351-1104**
8 10/100TX w/8 PoE Mode A 802.3at/af 30W Industrial Ethernet Switch, dual 9V~36VDC input; -20°C to 60°C; E-Marked
- **IPES-0008B-6-12V.....P/N:8351-1105**
8 10/100TX w/6 PoE Mode A 802.3at/af 30W Industrial Ethernet Switch, dual 9V~36VDC input; -20°C to 60°C; E-Marked
- **IPES-0008B-12V-E.....P/N: 8351-1114**
8 10/100TX w/8 PoE Mode A 802.3at/af 30W Industrial Ethernet Switch, dual 9V~36VDC input; -40°C to 75°C; E-Marked
- **IPES-0008B-6-12V-E.....P/N:8351-1115**
8 10/100TX w/6 PoE Mode A 802.3at/af 30W Industrial Ethernet Switch, dual 9V~36VDC input; -40°C to 75°C; E-Marked
- **IPES-0008B-12V.....P/N: 8351-110**
8 10/100TX w/8 PoE Mode A 802.3at/af 30W Industrial Ethernet Switch, dual 9V~56VDC input; -20°C to 60°C
- **IPES-0008B-6-12V.....P/N:8351-1101**
8 10/100TX w/6 PoE Mode A 802.3at/af 30W Industrial Ethernet Switch, dual 9V~56VDC input; -20°C to 60°C
- **IPES-0008B-12V-E.....P/N: 8351-111**
8 10/100TX w/8 PoE Mode A 802.3at/af 30W Industrial Ethernet Switch, dual 9V~56VDC input; -40°C to 75°C
- **IPES-0008B-6-12V-E.....P/N:8351-1111**
8 10/100TX w/6 PoE Mode A 802.3at/af 30W Industrial Ethernet Switch, dual 9V~56VDC input; -40°C to 75°C
- **IPES-0008B-24V.....P/N: 8351-1102**
8 10/100TX w/8 PoE Mode A 802.3at/af 30W Industrial Ethernet Switch, dual 9V~36VDC input; -20°C to 60°C; E-Marked
- **IPES-0008B-6-24V.....P/N:8351-1103**
8 10/100TX w/6 PoE Mode A 802.3at/af 30W Industrial Ethernet Switch, dual 9V~36VDC input; -20°C to 60°C; E-Marked
- **IPES-0008B-24V-E.....P/N: 8351-1112**
8 10/100TX w/8 PoE Mode A 802.3at/af 30W Industrial Ethernet Switch, dual 9V~36VDC input; -40°C to 75°C; E-Marked
- **IPES-0008B-6-24V-E.....P/N:8351-1113**
8 10/100TX w/6 PoE Mode A 802.3at/af 30W Industrial Ethernet Switch, dual 9V~36VDC input; -40°C to 75°C; E-Marked
- **IES-0008B-12V.....P/N: 8351-118**
8 10/100TX Industrial Ethernet Switch, dual 9V~60VDC input; -20°C to 60°C
- **IES-0008B-12V-E.....P/N: 8351-119**
8 10/100TX Industrial Ethernet Switch, dual 9V~60VDC input; -40°C to 75°C
- **IES-0008B-40-12V.....P/N: 8351-120**
8 10/100TX IP40 Industrial Ethernet Switch, dual 9V~60VDC input; -20°C to 60°C
- **IES-0008B-40-12V-E.....P/N: 8351-121**
8 10/100TX IP40 Industrial Ethernet Switch, dual 9V~60VDC input; -40°C to 75°C
- **IES-0008B-12V.....P/N: 8351-1182**
8 10/100TX Industrial Ethernet Switch, dual 9V~36VDC input; -20°C to 60°C; E-Marked
- **IES-0008B-12V-E.....P/N: 8351-1192**
8 10/100TX Industrial Ethernet Switch, dual 9V~36VDC input; -40°C to 75°C; E-Marked
- **IES-0008B-40-12V.....P/N: 8351-1202**
8 10/100TX IP40 Industrial Ethernet Switch, dual 9V~36VDC input; -20°C to 60°C; E-Marked
- **IES-0008B-40-12V-E.....P/N: 8351-1212**
8 10/100TX IP40 Industrial Ethernet Switch, dual 9V~36VDC input; -40°C to 75°C; E-Marked
- **IES-0008B-24V.....P/N: 8351-1181**
8 10/100TX Industrial Ethernet Switch, dual 9V~36VDC input; -20°C to 60°C; E-Marked
- **IES-0008B-24V-E.....P/N: 8351-1191**
8 10/100TX Industrial Ethernet Switch, dual 9V~36VDC input; -40°C to 75°C; E-Marked
- **IES-0008B-40-24V.....P/N: 8351-1201**
8 10/100TX IP40 Industrial Ethernet Switch, dual 9V~36VDC input; -20°C to 60°C; E-Marked
- **IES-0008B-40-24V-E.....P/N: 8351-1211**
8 10/100TX IP40 Industrial Ethernet Switch, dual 9V~36VDC input; -40°C to 75°C; E-Marked

All part no. with WALL are models with wall mount kit instead of DIN Rail

OPTIONAL ACCESSORIES

DIN Rail Power

- **NDR-480 Series** 480W Single Output Industrial Din Rail Power; 90-264VAC / 127-370VDC Input Range; Cooling by free air convection; RoHS2 ;

- **NDR-240 Series** Operating Temp. -20°C~70°C (ambient, derating each output at 2.5% per degree from 50°C ~ 70°C)
240W Single Output Industrial Din Rail Power; 90-264VAC / 127-370VDC Input Range; Cooling by free air convection; RoHS2 ;
Operating Temp. -20°C~70°C (ambient, derating each output at 2.5% per degree from 50°C ~ 70°C)
- **NDR-120 Series** 120W Single Output Industrial Din Rail Power; 90-264VAC / 127-370VDC Input Range; Cooling by free air convection; RoHS2 ;
Operating Temp. -20°C~70°C (ambient, derating each output at 2.5% per degree from 50°C ~ 70°C; For 115VAC, please refer to
derating curve on NDR-120 Series datasheet)
- **NDR-75 Series** 75W Single Output Industrial Din Rail Power; 90-264VAC / 127-370VDC Input Range; Cooling by free air convection; RoHS2 ;
Operating Temp. -20°C~70°C (ambient, derating each output at 2.5% per degree from 50°C ~ 70°C; For 115VAC, please refer to
derating curve on NDR-120 Series datasheet)

Lantech Communications Global Inc.

www.lantechcom.tw
info@lantechcom.tw

© 2024 Copyright Lantech Communications Global Inc. all rights reserved. Updated on 18 MAR 2026
The revise authority rights of product specifications belong to Lantech Communications Global Inc.
In a continuing effort to improve and advance technology, product specifications are subject to change without notice.