

# CABINETS

## MADE SIMPLE

2025



**SoFrame**  
Cabinetry

FAST, STYLISH & BUILT FOR YOUR SPACE.



# PRECISION & STYLE IN CABINETRY

- Specialized in RTA & Custom Cabinetry – Stylish, durable, and easy to install.
- Tailored for Any Project – Ideal for new builds, renovations, and large-scale developments.
- Precision-Made Solutions – Designed for homes, offices, and commercial spaces.
- Craftsmanship & Quality – Meeting the highest Canadian construction standards.
- Fast & Easy Assembly – Hassle-free installation for professionals & DIYers.
- Functionality Meets Design – Creating spaces that are both beautiful and practical.



<b>CONTENTS</b>	
<b>01. KITCHEN DOOR STYLES.....</b>	<b>6</b>
<b>02. CABINET STRUCTURE .....</b>	<b>12</b>
<b>03. LIMITED WARRANTY POLICY .....</b>	<b>16</b>





## OPEN SPACE

Seamless whole-home integration: As a full-house solution provider, OPPEIN seamlessly blends kitchen, bath, closet, and open-space cabinetry for a cohesive design flow.

High flexibility & coordination: Clients benefit from consistent color palettes and material matching across different rooms—simplifying design and execution.



## PANTRY

Tailored storage solutions: Their wardrobe and closet lines are fully customizable down to door types, hardware, and accessories—maximizing space and organization.

Made-to-measure design: Whether it's a pantry or a reach-in closet, OPPEIN adapts units to the precise space, delivering a perfect fit both functionally and aesthetically.



## KITCHEN

SoFrame offers modern, matte, L-shaped and melamine kitchen cabinets in a wide palette of materials and colors. Clients can adapt styles to fit unique kitchen footprints.

One-stop design-to-installation: Project support from initial layout to delivery and professional install ensures a seamless, local experience.

ANY SPACE,

WE FRAME IT.



## CLOSET

Whether it's a slim hallway closet, a deep walk-in wardrobe, or an irregular-shaped space, each unit is crafted to match your exact dimensions—no gaps, no wasted space.

Choose from standard RTA (ready-to-assemble) configurations or fully bespoke setups that adapt to Canadian home layouts with ease.



## BATHROOM

Bathroom vanities include choices for door panels, cabinetry, hardware, and inner storage—allowing clients to match any decor or layout.

Components are built to resist moisture and daily use, delivering durability and longevity in humid environments.



## LAUNDRY

Gene sundi tem accaerupid estibus as modis quistiunti unt la ditia nes.

Ducium harchic imaiore scidel int iunt um eatur, cumquae. Et aspelia tole loro voluptatum faccusa sectem eat.

Necae nimo blabore rorepta ssimagn ihitatestio. Idelition nonsedit, ut dolorat moluptur maio cuptat quis.

# KITCHEN DOOR STYLES

## ESSENTIAL SERIES



**PURE WHITE  
(MPW)**



**NATURAL WOOD  
(MNW)**



**SMOKED OAK  
(MSO)**



- 1-Superior screw holding capacity and load bearing capacity.
- 2-The HOMAG machine finishes all processes with excellent moisture and starch resistance.
- 3-A variety of choices while price is more acceptable.



# KITCHEN DOOR STYLES

## PREMIUM SERIES 1



MATT ASH  
(PMA)



MATT BLACK  
(PMB)



MATT GRAY  
(PMG)



MATT WHITE  
(PMW)



GLOSSY WHITE  
(PGW)



GLOSSY ASH  
(PGA)



GLOSSY GRAY  
(PGG)

- 1-Having a great effect on the beauty of modern and simple design.
- 2-Superior yellowing resistance performance and ability to avoid discolor.
- 3-Fingerprints disappear instantly, which makes the cabinets clean and beautiful.





KITCHEN DOOR STYLES

PREMIUM SERIES 2



WHITE SINGLE SHAKER  
(WSS)



GRAY SINGLE SHAKER  
(GSS)



BLUE SINGLE SHAKER  
(BSS)

The frame material is E1 HDF or solid wood, the core material with E1 HDF formaldehyde emission  $\leq 0.124 \text{ mg/m}^3$ , and the stiles and rails are connected by tenons.

ELITE SERIES



SLIM SHAKER WHITE  
(SSW)

The narrow shaker detail gives it a touch of modern styling while maintaining a classic feel.

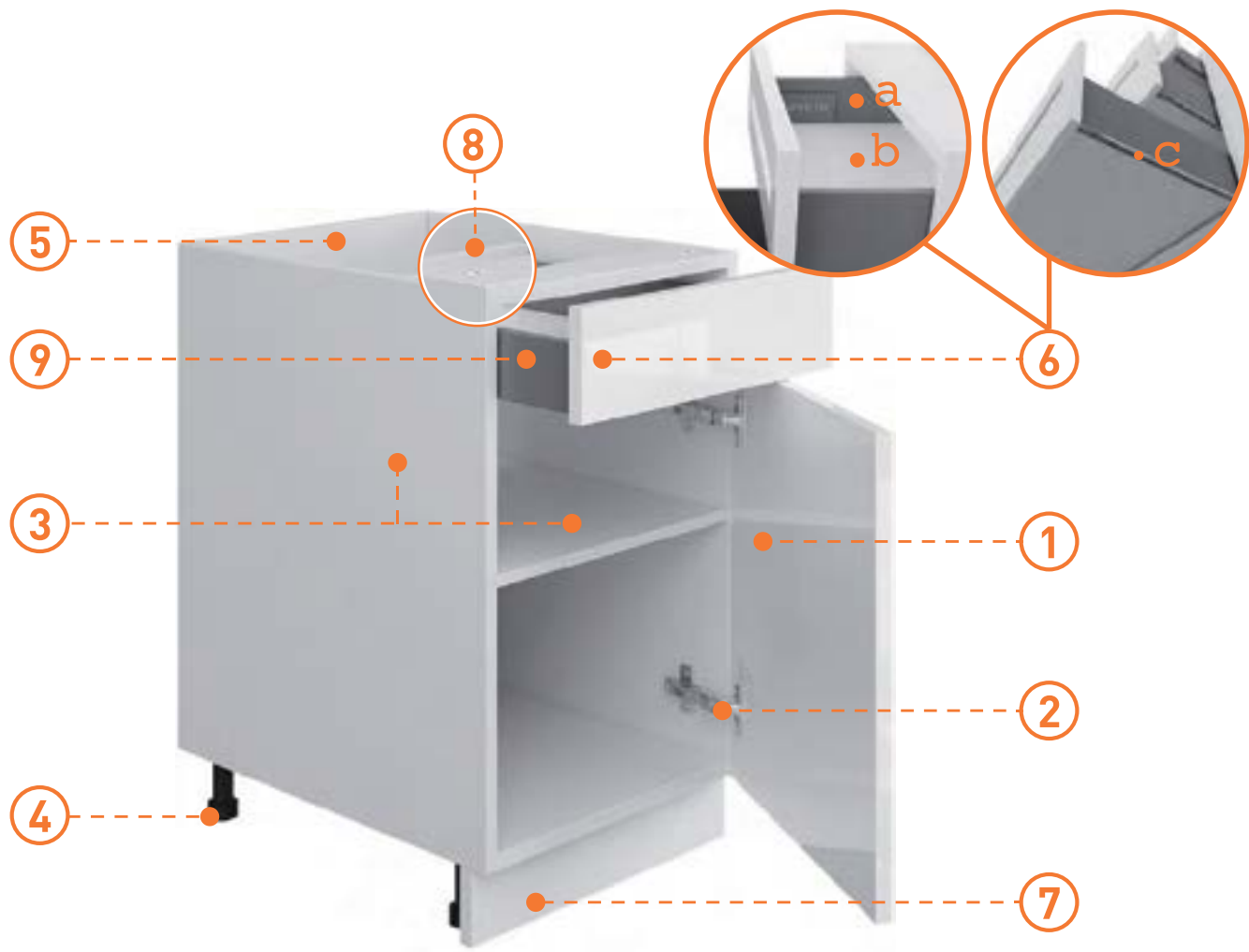
- ◇ HDF material
- ◇ Greater resistance to impact and torsion
- ◇ Great stability, Lower expansion coefficient
- ◇ Bending Resistant



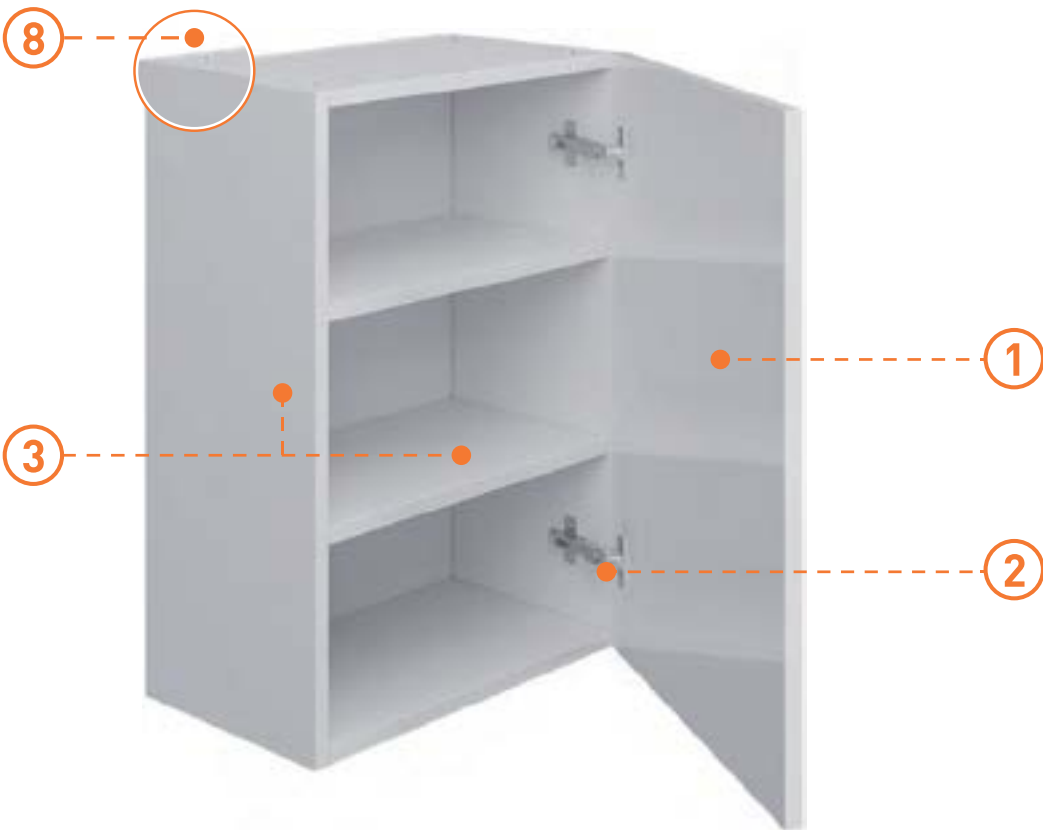
CABINET STRUCTURE

PLYWOOD BOX

01	Door Panel for diversified Choices
02	6 Ways & soft-close hinge for easy adjustment
03	3/4" plywood shelf and side panel for best quality
04	Adjustable Legs 4 1/4"~5 1/4" for more adjustable space



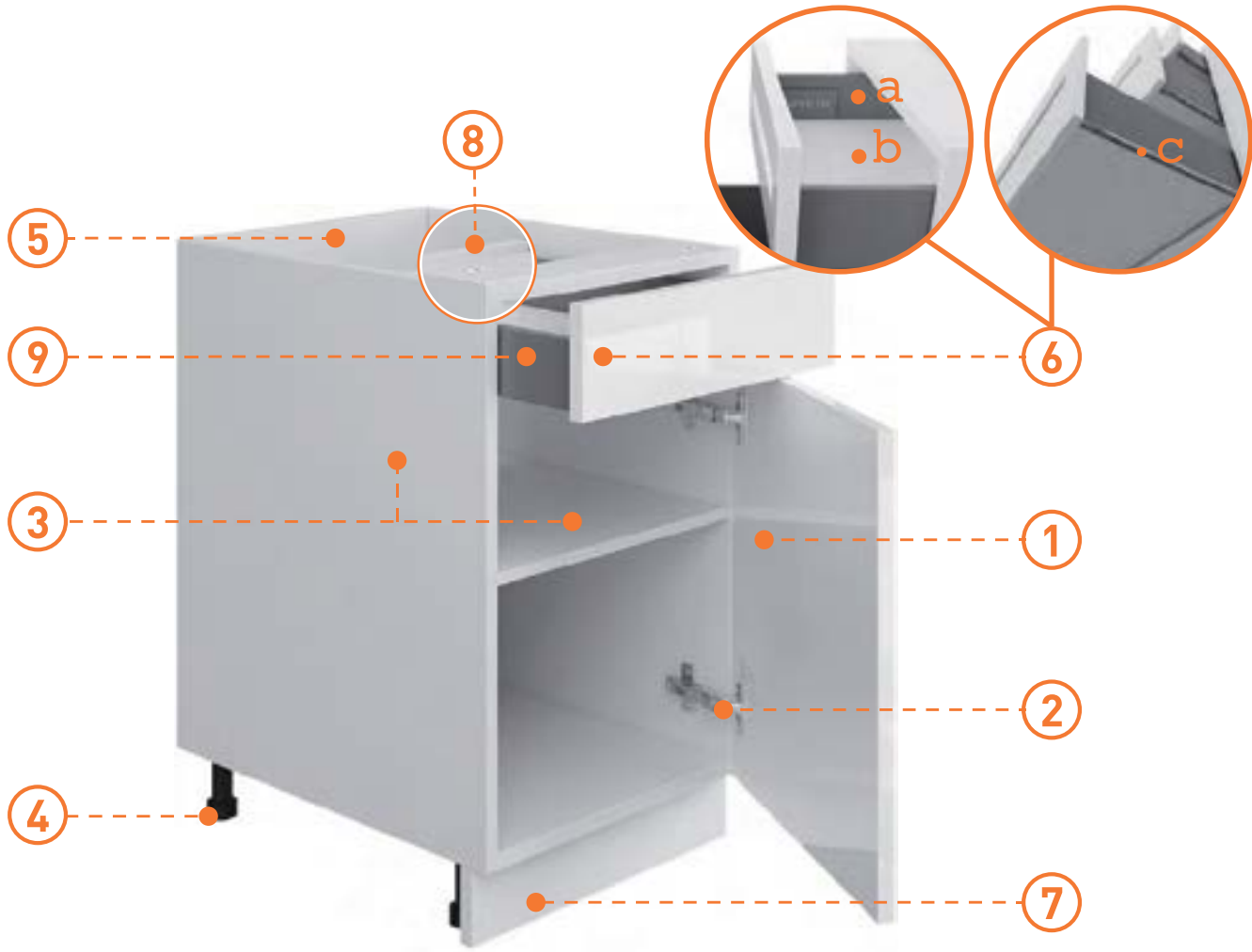
05	Door Panel for diversified Choices
06	Metalbox Drawer System for minimalism style: a. 1/2" metal side panel with OPPEIN logo on both sides. b. 5/8" melamine laminated plywood for bottom and back panel. c. concealed slide.
07	Aluminum & Door Material Toe-kick for different design
08	Screw with dowels for easy assembly & sturdy structure
09	Full-access & Soft-closing drawer for modern experience



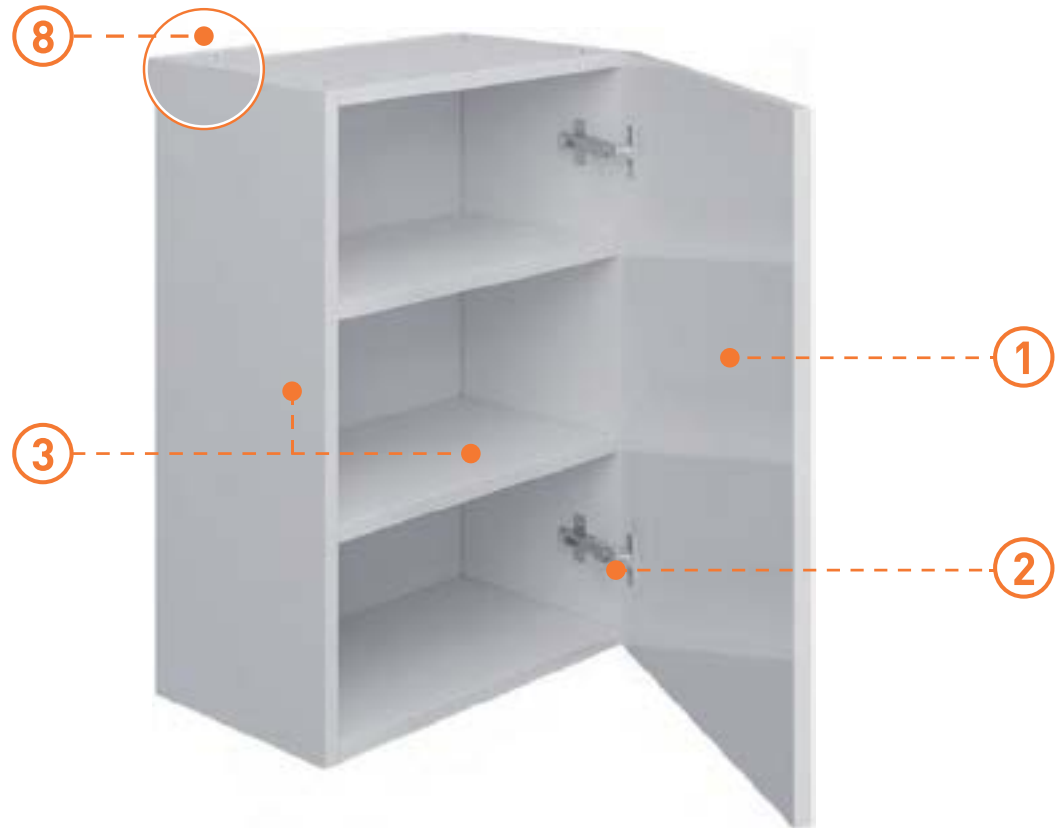
CABINET STRUCTURE

PARTICLE BOARD BOX

01	Door Panel for diversified Choices
02	6 Ways & soft-close hinge for easy adjustment
03	3/4" particle board shelf and side panel for best quality
04	Adjustable Legs 4 1/4"~5 1/4" for more adjustable space



05	5mm back panel with top and bottom enforced rail for Classic Euro style
06	Metalbox Drawer System for minimalism style: a. 1/2" metal side panel with OPPEIN logo on both sides. b. 5/8" melamine laminated particle board for bottom and back panel. c. concealed slide.
07	Aluminum & Door Material Toe-kick for different design
08	Cam-lock connector for easy assembly & sturdy structure
09	Full-access & Soft-closing drawer for modern experience





# LIMITED WARRANTY POLICY

## 5 YEAR RESIDENTIAL / 1 YEAR COMMERCIAL

SoFrame warrants that its Cabinets and Parts should be free of substantial defects in materials and quality for 5 years (2 year for painted doors) following the acquisition date for Residential Customers and a period of 1 year following the acquisition date for Commercial Customers. The warranty period begins on the Purchase Date. This Limited Warranty applies to Domestic use only and covers defects in materials and quality. Labor and shipping are not included. Indoor Use Only. SoFrame Cabinetry warranty is not transferable to end-users, including consumers and homeowners who purchase SoFrame Cabinetry products through the original purchaser. All warranty actions are through the original Dealer where purchased. If that Dealer is no longer in business with SoFrame, another dealer will be assigned.

In the event of an issue, SoFrame will examine the product and, at its sole discretion, determine if the warranty applies. If the product is no longer available, SoFrame will substitute a similar product. Color match is not guaranteed, as all cabinets will change over time. Please follow all assembly, installation, and care Instructions. This warranty does not cover normal wear and tear, water damage, outdoor use, or damage from misuse or abuse. The original Proof of purchase receipt is required. Please get in touch with the original Dealer or our website, [www.soframe.ca](http://www.soframe.ca) for more information.

By purchasing the product, the original purchaser acknowledges that natural wood may vary in texture, color, and wood grain, and it may exhibit subtle changes as it ages. Sunlight, smoke, moisture, household cleaners, and other environmental conditions may cause the materials to vary from their original color to warp, split, or crack. These variations are considered natural and related to the environmental exposure of the product and are not covered under this warranty.

