

# Zenflow

**Zenflow VS Pump 1.25hp Variable**

**Zenflow VS Pump 1.65hp Variable**



## Superior Energy Efficiency

*For Residential Pool and Water Features*

Balance  
Experience  
Innovation



**POOL  
CONTROLS**



## Zenflow VS Pump Series

*Innovative with high performance, the Zenflow variable speed pump is a cutting-edge product that combines efficiency and reliability.*

It features a unique back cover design that reduces noise, increases durability and prevents electric shocks. It also has a superior cooling system that extends the life of the pump and ensures optimal performance in challenging conditions. The removable panel offers easy installation and access to controls, making maintenance and adjustments simple and convenient.



### Special Design for Strainer Basket

#### Robust Structure Design


Resistant to suction pressure and damage. It is made of durable materials that can handle the tough chemicals and water conditions that are common in pool systems, delivering a consistent and reliable performance for a long time.

#### Basket

Enlarged 3-Litre Strainer

#### Close Bottom Basket

The enclosed bottom basket allows you to capture small larger waste which condenses at the bottom.



#### Special Hole Design

Ensures optimal water flow and debris filtration. The holes are uniformly sized at 3mm, which allows water to pass through smoothly while trapping larger debris.



### Motor Advantages

The PMSM motor has an integrated PCB design, reducing the motor size by 20%. This allows the pump to achieve a streamlined and concise design. The motor has a high efficiency of up to 86%, surpassing industry standards.



**Transparent Lid**

Allows quick inspection, saving time and effort.

**Easy Maintenance Ring Lock****50mm Union Connections****Basket**

Enlarged 3-Litre Strainer

**Pump Body**

Glass Filled Acrylonitrile Butadiene Styrene

**Diffuser**

Made of glass filled polycarbonate

**Impeller**

Made of glass filled polycarbonate

**Innovative Addition Back Cover**

- Noise Reduction
- Corrosion Protection
- Electric Leakage Prevention

**Detachable Smart Control Panel**

Operate by Variable Speed Driver easy removal and reattachment, providing flexibility and portability.

**Motor**

- Permanent Magnet Motor (PPM)
- Totally Enclosed Fan Cooled (TEFC)
- Aluminium Motor Casting
- 800 RPM - 3400 RPM
- Voltage: 115V / 230V

**Shaft Seal**

- Carbon rotating face
- SiC Stationary face
- Stainless Steel 316 spring
- EPDM Bellows

**Air Ventilation**

The motor has fins extending out from the engine to pull heat away.

**Detachable Smart Control Panel**

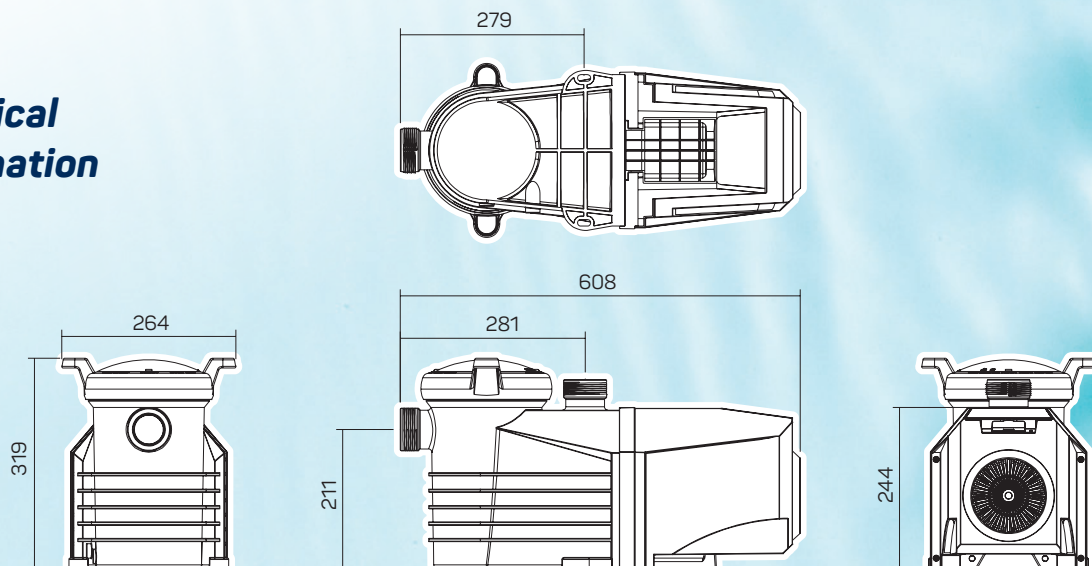
- LCD with backlight offers good visibility even in low-light conditions.
- Simple and clear indication on the screen.
- User- friendly interface.
- Large key membrane provides good tic-tac feeling, easy to press.
- Detachable Panel allows wall mounting.

**New Connectivity and External Smart Control**

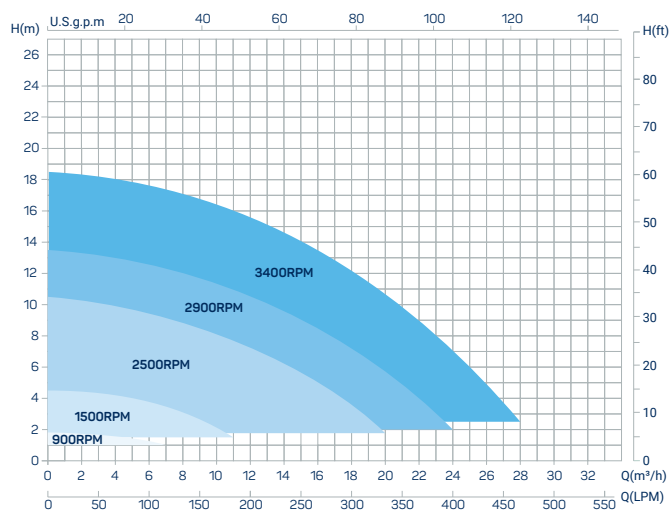
**IoT Connection** - An IoT version can be controlled and monitored over an internet connection, enabling users to manage pool functions remotely. This connectivity allows for real-time adjustments, automated scheduling, and enhanced efficiency in maintaining optimal water quality.

**Download The Smart Life App**

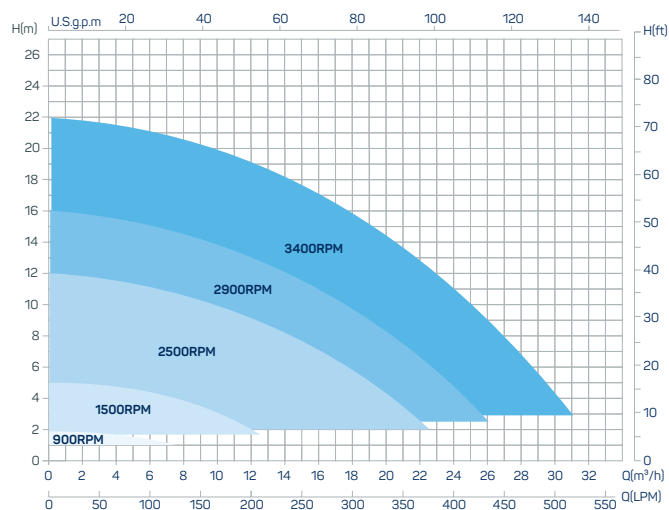
## Technical Information



**Zenflow VS Pump 1.25hp**



**Zenflow VS Pump 1.65hp**



**Zenflow VS Pump 1.25hp**

RPM	900 RPM	1500 RPM	2500 RPM	2900 RPM
Power Input (w)	40	110	410	610
Current (amp)	0.3	0.5	0.8	2.6
Flow Rate (m³ / h)	7.9	11.2	19.8	23.1
Flow Rate (l / m)	131.6	186.6	330.5	385.8
Efficiency (Litres/watt)	197.5	101.8	48.3	37.9

**Zenflow VS Pump 1.65hp**

RPM	900 RPM	1500 RPM	2500 RPM	2900 RPM
Power Input (w)	50	130	505	850
Current (amp)	0.3	0.6	2.2	3.8
Flow Rate (m³ / h)	6	12.4	22	25
Flow Rate (l / m)	101.1	206.6	367.5	416.6
Efficiency (Litres/watt)	121.4	95.3	43.6	29.4

Model	Power	Connection Size	Weight	Input Power	Horsepower	RPM
Zenflow VS Pump 1.25hp	115 / 230V, 50 / 60 Hz	50/50mm	17.6 Kg	1.1 kW	1.25 hp	800-3400
Zenflow VS Pump 1.65hp	115 / 230V, 50 / 60 Hz	50/50mm	17.6 Kg	1.5 kW	1.65 hp	800-3400

**Call +61 (8) 9240 4400**

[sales@poolcontrols.com.au](mailto:sales@poolcontrols.com.au) | [service@poolcontrols.com.au](mailto:service@poolcontrols.com.au)

**[poolcontrols.com.au](http://poolcontrols.com.au)**

