

ACTIVITIES



CELEBRATE & THANK YOUR STAFF USING NATIONAL HOLIDAYS

2026 | January

Brought to you by your pals at

alpaca



USE NATIONAL HOLIDAYS AS PART OF YOUR CELEBRATION PLAN EACH MONTH

Using national holidays as a way to celebrate your staff makes it easy for school leaders to show appreciation and create a positive atmosphere. These holidays provide ready-made themes and fun, engaging ways to recognize and reward your team.

Celebrating together boosts morale and reinforces a supportive work environment by reminding staff of their value within the school community.

Try out the holidays and ideas we've put together to make your staff feel special and appreciated throughout the year.



TIPS & TRICKS



- * **Plan Ahead:** Look over the national holiday calendar and decide which holidays you want to celebrate. Choose just a few or do them all... it's totally up to you! Share a monthly calendar with your staff in advance. This way everyone can be prepared and excited for the monthly celebrations.
- * **Budget Considerations:** Set a budget for each celebration and consider asking your PTO or other funding sources for support. This ensures you can provide adequate resources without overspending.
- * **Delegate Responsibilities:** After selecting the holidays you wish to celebrate, divide tasks among a committee or other school leaders to ensure everything runs smoothly. Need signs or tags? Use our printable decorations to add festive flair to the environment.
- * **Encourage Participation:** Invite staff to contribute to the celebrations by bringing in items related to the theme. For example, for National Root Beer Float Day, certain grade levels can bring ice cream while others bring cups and spoons.
- * **Gather Feedback:** After a few celebrations, ask your staff for feedback on what they enjoyed and what could be improved. This will help you plan even better celebrations in the future.





DIRECTIONS

- 
- 1.** Set your calendar for the month, identifying which holidays you will celebrate as a school.
 - 2.** Discuss with your leadership team, or staff well-being committee, and assign responsibilities for planning and execution. Determine what supplies or decorations are needed, and use our printable signs and/or tags below!
 - 3.** Send a reminder to your staff about the upcoming holiday celebration. Include details about the location, timing, and any items they need to bring or prepare for the activity.
 - 4.** The day before the celebration, double-check that everything is ready. Purchase any necessary supplies and set out decorations, gifts, or any other items in advance to ensure a smooth event.
 - 5.** Have fun! Celebrate your team and enjoy the national holiday festivities together!
- 
- 

JANUARY 2026

**NATIONAL HOLIDAYS TO
CELEBRATE YOUR STAFF**

Monday	Tuesday	Wednesday	Thursday	Friday
			01 New Years Day	02
05 National Bean Day (1/4) National Trivia Day (1/4)	06	07	08	09
12	13 National Sticker Day	14	15	16
19 National Popcorn Day	20 National Cheese Lover's Day	21	22	23 National Pie Day National Compliment Day (1/24)
26	27	28	29	30 National Hot Chocolate Day National Fun at Work Day



JANUARY 4TH: NATIONAL BEAN DAY

You've bean amazing—thank you for your hard work!


Ideas to try:

- **Coffee Bar:** Ask a local coffee shop to donate coffee for your staff to enjoy in the morning!
- **Chili Cook-Off:** Invite staff to bring in their best chili recipes for a friendly competition.
- **Jelly Bean Jar Guessing Game:** Fill a jar with jelly beans and have staff guess the number for a prize.

JANUARY 4TH: NATIONAL TRIVIA DAY

Your knowledge is the answer to our success!

Ideas to try:

- **Caller Number 9:** Announce a trivia question over the intercom and have teachers call the office with their answers. Identify their caller number and hang up until the ninth caller. The correct answer wins a prize!
 - **Hourly Trivia Fact:** Share an interesting trivia fact over the intercom each hour for staff and students. Encourage them to call in with answers to add some friendly competition!
 - **Trivia Quiz:** Organize a fun trivia quiz during lunch or a staff meeting, covering various topics.
- 



JANUARY 13TH: NATIONAL STICKER DAY

Thanks for sticking with our team—we appreciate you!



Ideas to try:

- **Sticker Packs:** Distribute fun and motivational sticker packs for personal use or classroom decoration.
- **Sticker Scavenger Hunt:** Hide 5-10 school-themed stickers or images of the school mascot around the building. Encourage your staff to search for them, and those who find one can turn it in for a prize! [Check out our resource!](#)

JANUARY 19TH: NATIONAL POPCORN DAY

Just popping by to say you're awesome!

Ideas to try:

- **Popcorn Bar:** Set up a popcorn station and invite staff to bring in various toppings (licorice, M&M's, etc.) to customize their snack.
 - **Pop In:** Use a rolling cart stocked with individual bags of popcorn and a few toppings. Deliver them to staff in their classrooms as you "pop in" to say hello!
- 
- 



JANUARY 20TH: NATIONAL CHEESE LOVER'S DAY

Our staff is so grate! We appreciate you!



Ideas to try:

- **Cheese Tasting:** Ask your staff to bring in one of their favorite cheeses, and provide a variety of crackers for sampling during lunch or planning time.
- **Nacho Bar:** Host a nacho bar for your staff and invite them to bring different nacho toppings so everyone can create their own custom nachos!

JANUARY 23RD: NATIONAL PIE DAY

You're a slice above the rest—thank you!

Ideas to try:

- **Pie Buffet:** Bring in or partner with a local bakery to provide a selection of pies for staff to enjoy.
 - **Pie Delivery:** Slice up a variety of pies and place them on a rolling cart to deliver to your team around the school. Don't forget forks, napkins, and some decorations, along with signs or tags for a festive touch!
 - **Pie-in-the-Face Fundraiser:** Organize a fun event where staff can volunteer to get pied in the face to raise funds for a good cause.
- 
- 



JANUARY 24TH: NATIONAL COMPLIMENT DAY

You're a compliment to our team—thanks for being amazing!



Ideas to try:

- **Compliment Cards:** Provide cards for staff to write and share compliments with colleagues.
- **Wall of Praise:** Create a bulletin board where staff can post positive notes about each other.
- **Morning Announcements:** Highlight staff achievements and contributions during morning announcements.

JANUARY 31ST: NATIONAL FUN AT WORK DAY

You make work a fun place to be! Thank you for all you do!

Ideas to try:

- **Themed Dress-Up Day:** Choose a fun theme for staff to dress up and add excitement to the day. Check out [our list of ideas](#) for inspiration!
 - **Hourly Prizes:** Draw a staff member's and a student's name each hour of the school day and announce them over the intercom as prize winners! For staff, prizes could include gift cards, coupons, or treats, while students could win school-themed items or credits to the school store. Follow up each announcement with a quick dance party for the entire school to enjoy!
- 
- 



JANUARY 31ST: NATIONAL HOT CHOCOLATE DAY

Thanks for being a warm and wonderful part of our team!

Ideas to try:

- **Hot Chocolate Bar:** Set up a station with hot chocolate, marshmallows, whipped cream, and various toppings for staff to enjoy throughout the day!
- **Hot Cocoa Bar on Wheels:** Load up a rolling cart with hot chocolate, toppings, and cups. Deliver warm cups of cocoa to classrooms so your staff can enjoy a treat without leaving their rooms!
- **Mug Exchange:** Organize a fun mug swap among staff so everyone can have a unique mug to enjoy their hot chocolate. Check out our printables below for a personal touch!

PRINTABLES FOR EACH THEME

- **Pages 11 - 19:** Single sign
- **Pages 20-28:** Individual tags (four on each page)

PRINTABLE PRIZE IDEAS

- **Pages 30 - 39:** Print your favorite prize ideas to have on hand to reward your staff!






You've

BEAN

amazing



Thank you for your hard work!





YOUR KNOWLEDGE
IS THE ANSWER TO OUR SUCCESS

THANK YOU FOR ALL YOUR HARD WORK!






THANKS FOR
STICKING
WITH OUR TEAM!

- We appreciate you! -





You make us

POP

with appreciation!

Thanks for all you do!



Our staff is so

GRATE



We appreciate you!





Anyway you slice it, we are so

GRATEFUL
for our staff!



**YOU'RE A COMPLIMENT
TO OUR TEAM**

— THANKS FOR BEING AMAZING! —



You make work

A FUN PLACE TO BE!

Thank you for all you do!


**THANKS FOR BEING A WARM
AND WONDERFUL PART OF
OUR TEAM!**

**YOU'RE THE BEST
STAFF AROUND!**



You've


BEAN
amazing



Thank you for your hard work!

You've


BEAN
amazing



Thank you for your hard work!

You've


BEAN
amazing



Thank you for your hard work!

You've

BEAN
amazing



Thank you for your hard work!



YOUR KNOWLEDGE
IS THE ANSWER TO OUR SUCCESS

THANK YOU FOR ALL YOUR HARD WORK!

A+



YOUR KNOWLEDGE
IS THE ANSWER TO OUR SUCCESS

THANK YOU FOR ALL YOUR HARD WORK!

A+



YOUR KNOWLEDGE
IS THE ANSWER TO OUR SUCCESS

THANK YOU FOR ALL YOUR HARD WORK!

A+



YOUR KNOWLEDGE
IS THE ANSWER TO OUR SUCCESS

THANK YOU FOR ALL YOUR HARD WORK!

A+



**THANKS FOR
STICKING
WITH OUR TEAM!**

- We appreciate you! -



**THANKS FOR
STICKING
WITH OUR TEAM!**

- We appreciate you! -



**THANKS FOR
STICKING
WITH OUR TEAM!**

- We appreciate you! -



**THANKS FOR
STICKING
WITH OUR TEAM!**

- We appreciate you! -



You make us

POP

with appreciation!

Thanks for all you do!



You make us

POP

with appreciation!

Thanks for all you do!



You make us

POP

with appreciation!

Thanks for all you do!



You make us

POP

with appreciation!

Thanks for all you do!





Our staff is so
GRATE

We appreciate you!



Our staff is so
GRATE

We appreciate you!



Our staff is so
GRATE

We appreciate you!



Our staff is so
GRATE

We appreciate you!





Anyway you slice it, we are so

GRATEFUL
for our staff!



Anyway you slice it, we are so

GRATEFUL
for our staff!



Anyway you slice it, we are so

GRATEFUL
for our staff!



Anyway you slice it, we are so

GRATEFUL
for our staff!



YOU'RE A COMPLIMENT
TO OUR TEAM

— THANKS FOR BEING AMAZING! —

YOU'RE A COMPLIMENT
TO OUR TEAM

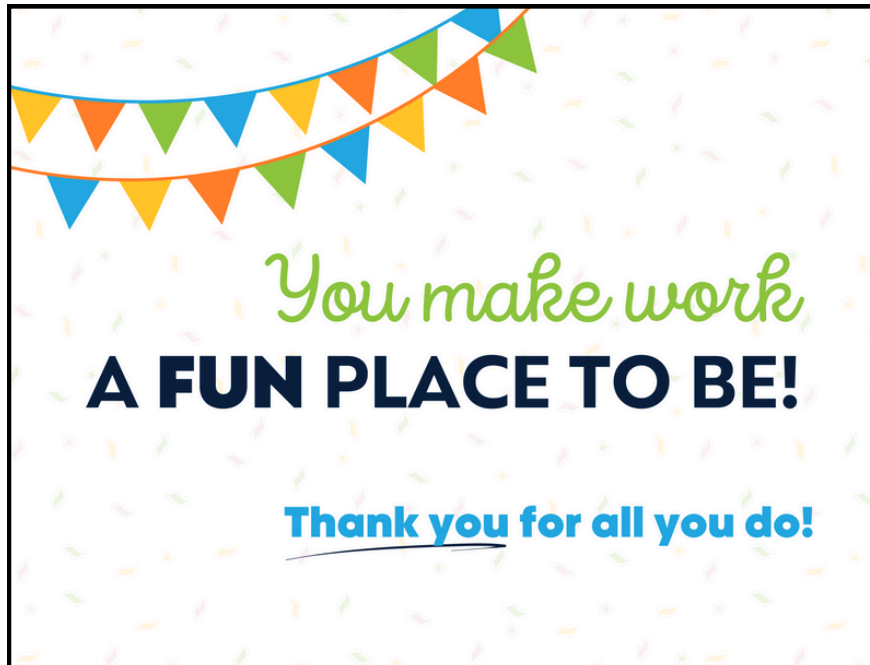
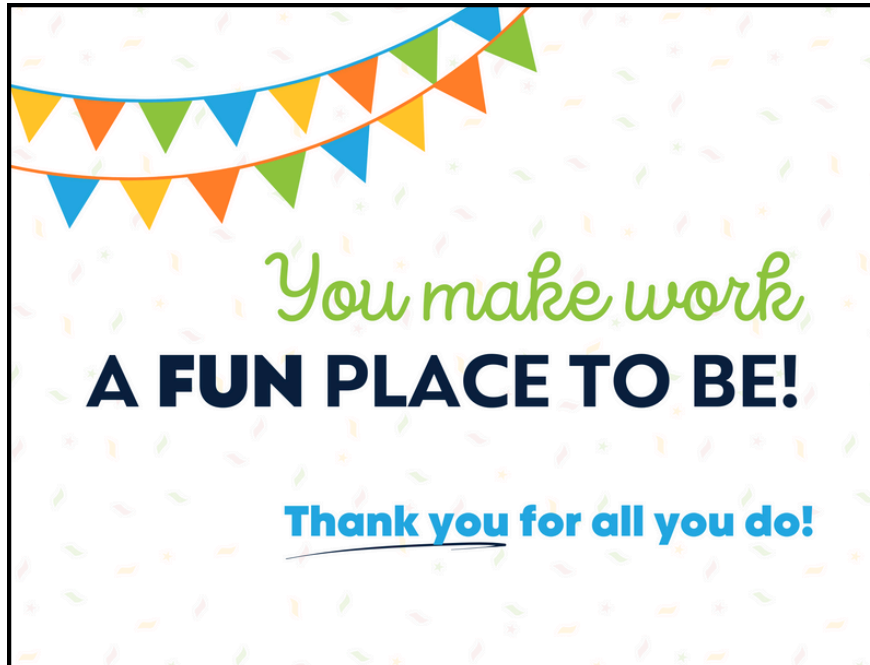
— THANKS FOR BEING AMAZING! —

YOU'RE A COMPLIMENT
TO OUR TEAM

— THANKS FOR BEING AMAZING! —

YOU'RE A COMPLIMENT
TO OUR TEAM

— THANKS FOR BEING AMAZING! —



**THANKS FOR KEEPING OUR
SCHOOL WARM AND COZY**

**YOU'RE THE BEST
STAFF AROUND!**



**THANKS FOR KEEPING OUR
SCHOOL WARM AND COZY**

**YOU'RE THE BEST
STAFF AROUND!**



**THANKS FOR KEEPING OUR
SCHOOL WARM AND COZY**

**YOU'RE THE BEST
STAFF AROUND!**



**THANKS FOR KEEPING OUR
SCHOOL WARM AND COZY**

**YOU'RE THE BEST
STAFF AROUND!**



Switch & Sip

Swap a mug, sip some cocoa,
and spread holiday cheer!



- ❶ **Bring a Mug:** Bring your mug to the lounge in the morning and add it to the collection for the exchange.
- ❷ **Pick a Mug:** During the hot cocoa bar, choose a new mug from the collection (as long as you brought one) to take home.
- ❸ **Fill It Up:** Use your new mug to enjoy a delicious cup of hot cocoa from the bar!

PRINTABLE COUPONS

Perfect for rewarding your team! Use our ready-to-go printable prize coupons, and if you have an idea to add, let us know!



WE'RE SO GLAD YOU'RE HERE!

Thanks for downloading this resource—at [Alpaca](#), we're on a mission to **make school the happiest place to work**.



Tried an activity?

Send a photo or a staff testimonial to [our team](#), and we'll send you a coffee on us!




Got an idea brewing?

We love co-creating with school leaders—[drop us a line](#) with any resource ideas you'd love to see next.



Explore more!

Check out our [full resource library](#) for creative, ready-to-use tools to support you and your team.



SEE HOW ALPACA WORKS

Beautiful surveys, delightful care packages, and real insights on teacher wellbeing—everything you need to lead with confidence, all in one simple solution. [Book a quick demo!](#)