

ACTIVITY

GUESS THE CLASSROOM

Staff Connection Game

A ready-to-use staff guessing game designed to boost morale, spark conversation, and strengthen connection across your building.

Brought to you by your pals at

alpaca



Easy Joy, Real Connection



This lighthearted guessing game creates easy moments of connection by inviting staff to notice and appreciate one another's spaces. It sparks curiosity, conversation, and laughter while helping people learn something new about their colleagues in a low-pressure way.

Perfect for busy seasons, this activity **builds belonging** and **positive energy** without adding extra work. It's simple, joyful, and flexible, making it an easy win for **boosting morale** and strengthening staff community.



Pro Tip: Run this during Staff Appreciation Week, the mid-year slump, or the first month of school, and turn the reveal into a short slideshow at a staff meeting for even more smiles.

ACTIVITY DIRECTIONS

Here are the steps to try out this activity with your team.

● **Collect Photos**

- Invite each classroom teacher, para, specialist, or support staff member to submit one photo. Encourage them to choose a small area such as a cozy reading nook, a decorated bulletin board, or a classroom library shelf.
- Ask staff to email their photo to the leader or designated organizer.
- **Optional:** Instead of collecting photos, the leader can secretly take a quick photo of each classroom or workspace ahead of time for an extra element of surprise.

● **Set Up the Guessing Station**

- Print all photos and hang them in a space that staff frequently walk through, such as the lounge hallway, outside the office, or near the copy room.
 - Place printed guessing sheets next to the display along with pens. Ask staff to make their best guesses and provide a clear turn-in spot for completed sheets by the end of the day.
 - **Optional:** Display the photos during a staff meeting and have staff guess together as a quick, low-lift icebreaker.
-

ACTIVITY VARIATIONS

● **Selecting the Winners**

Daily Winner (Weeklong Event): Run the game all week and draw one winner each day from completed guessing sheets. This keeps excitement going and encourages daily participation.

End-of-Week Drawing: Collect all guessing sheets throughout the week and draw 5 names at the end for prizes, regardless of score.

Most Correct Guesses: At the end of the game, recognize the staff member (or members) with the highest number of correct matches.

Participation Prize: Enter all completed guessing sheets into a drawing so anyone who plays has a chance to win.

Team Win: Tally guesses by grade level or department and reward the team with the highest combined score.

● **Game Variations**

1. The Themed Edition

Ask staff to submit a photo featuring one specific theme, such as:

- Favorite classroom plant
- Cozy corner
- Teacher desk treasure

2. The Throwback Edition

Instead of a current photo, staff submit a picture from the first classroom they ever taught in or a past workspace. Staff try to guess which throwback belongs to whom.

3. The Team Edition

Instead of individuals, grade-level or department teams submit one group photo from their shared space. Players guess which team the space belongs to.

EMAIL TEMPLATE



Hi everyone!

We're kicking off a fun staff connection activity called Guess the Classroom, and we'd love for you to participate.

All you need to do is send one photo of a small area in your classroom, office, or workspace that represents you. This could be a cozy reading nook, a bulletin board, a bookshelf, or a favorite item in your space.

What to do:

- Take one photo of a small area in your space
- Email it to: _____
- Deadline: _____

That's it! We'll turn the photos into a guessing display for staff to enjoy.

Thanks for joining in and helping make this a fun way to connect!

Activity Printables



GUESS THE CLASSROOM CHALLENGE DIRECTIONS

- Take a look at the photos displayed here.
- Grab a guessing sheet from the table.
- Try to match each photo to the correct staff member.
- Turn in your guesses for a chance to win a prize.
- Good luck and have fun!



Guess the Classroom: Answer Sheet

Name: _____

Match each photo to the correct staff member.

1. _____
2. _____
3. _____
4. _____
5. _____
6. _____
7. _____
8. _____
9. _____
10. _____
11. _____
12. _____
13. _____
14. _____
15. _____
16. _____
17. _____
18. _____
19. _____
20. _____

Guess the Classroom: Answer Sheet

Name: _____

Match each photo to the correct staff member.

21. _____

22. _____

23. _____

24. _____

25. _____

26. _____

27. _____

28. _____

29. _____

30. _____

31. _____

32. _____

33. _____

34. _____

35. _____

36. _____

37. _____

38. _____

39. _____

40. _____

Guess the Classroom: Answer Sheet

Name: _____


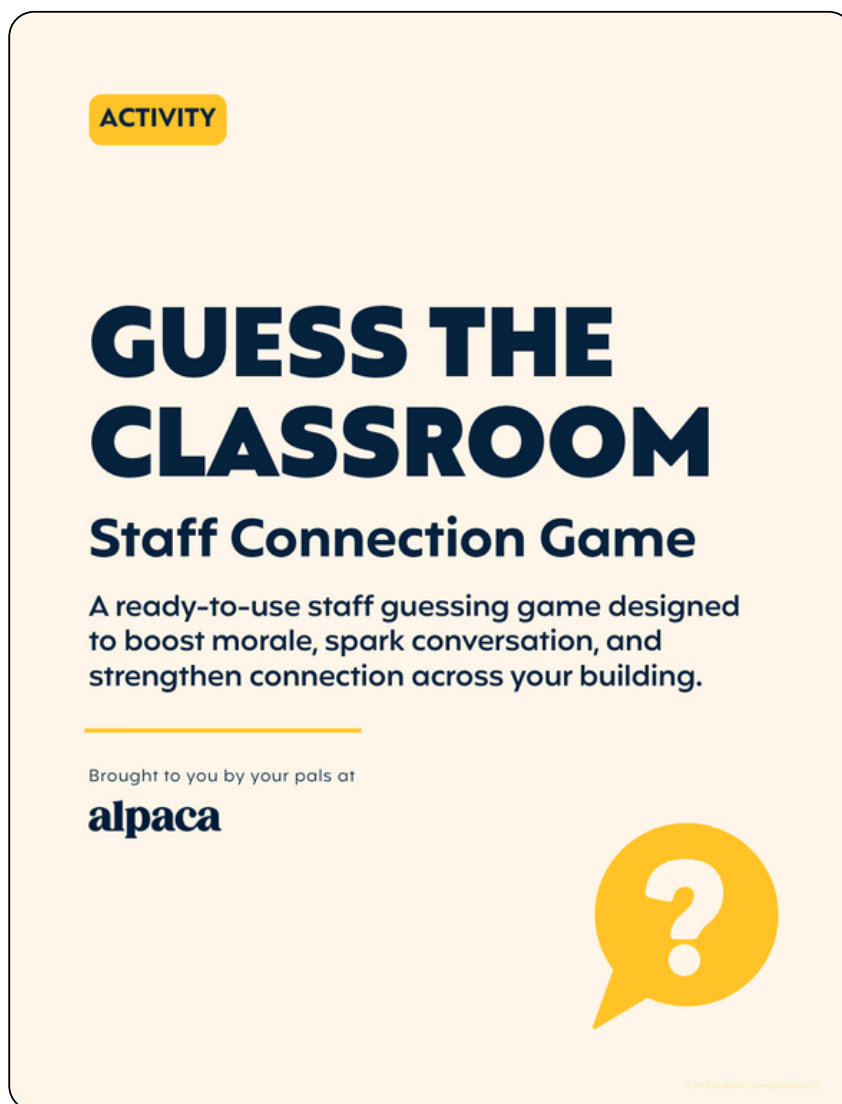
Match each photo to the correct staff member.

1. _____
2. _____
3. _____
4. _____
5. _____
6. _____
7. _____
8. _____
9. _____
10. _____
11. _____
12. _____
13. _____
14. _____
15. _____
16. _____
17. _____
18. _____
19. _____
20. _____

21. _____
22. _____
23. _____
24. _____
25. _____
26. _____
27. _____
28. _____
29. _____
30. _____
31. _____
32. _____
33. _____
34. _____
35. _____
36. _____
37. _____
38. _____
39. _____
40. _____

Editable Templates

Click the image to make your own for your staff!



PRINTABLE COUPONS

Perfect for rewarding your team! Use our ready-to-go printable prize coupons, and if you have an idea to add, let us know!



WE'RE SO GLAD YOU'RE HERE!

Thanks for downloading this resource—at [Alpaca](#), we're on a mission to **make school the happiest place to work**.



Tried an activity?

Send a photo or a staff testimonial to [our team](#), and we'll send you a coffee on us!



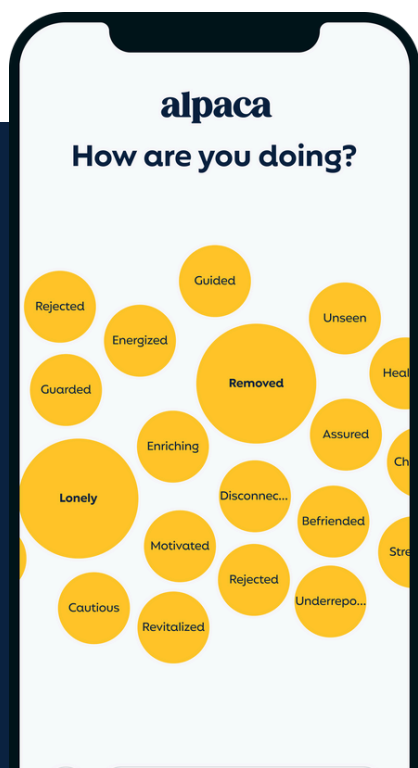
Got an idea brewing?

We love co-creating with school leaders—[drop us a line](#) with any resource ideas you'd love to see next.



Explore more!

Check out our [full resource library](#) for creative, ready-to-use tools to support you and your team.



SEE HOW ALPACA WORKS

Beautiful surveys, delightful care packages, and real insights on teacher wellbeing—everything you need to lead with confidence, all in one simple solution. [Book a quick demo!](#)