

Reading Logistics Park

25K -
65K SQFT

Warehouse /
Logistics
Development

Available July 2026

Cutting-edge design + specification

● Cutting-edge, sustainable logistics warehouse development. Comprising 4 adaptable units, it offers occupiers the flexibility and growth potential to scale and expand their operations seamlessly.



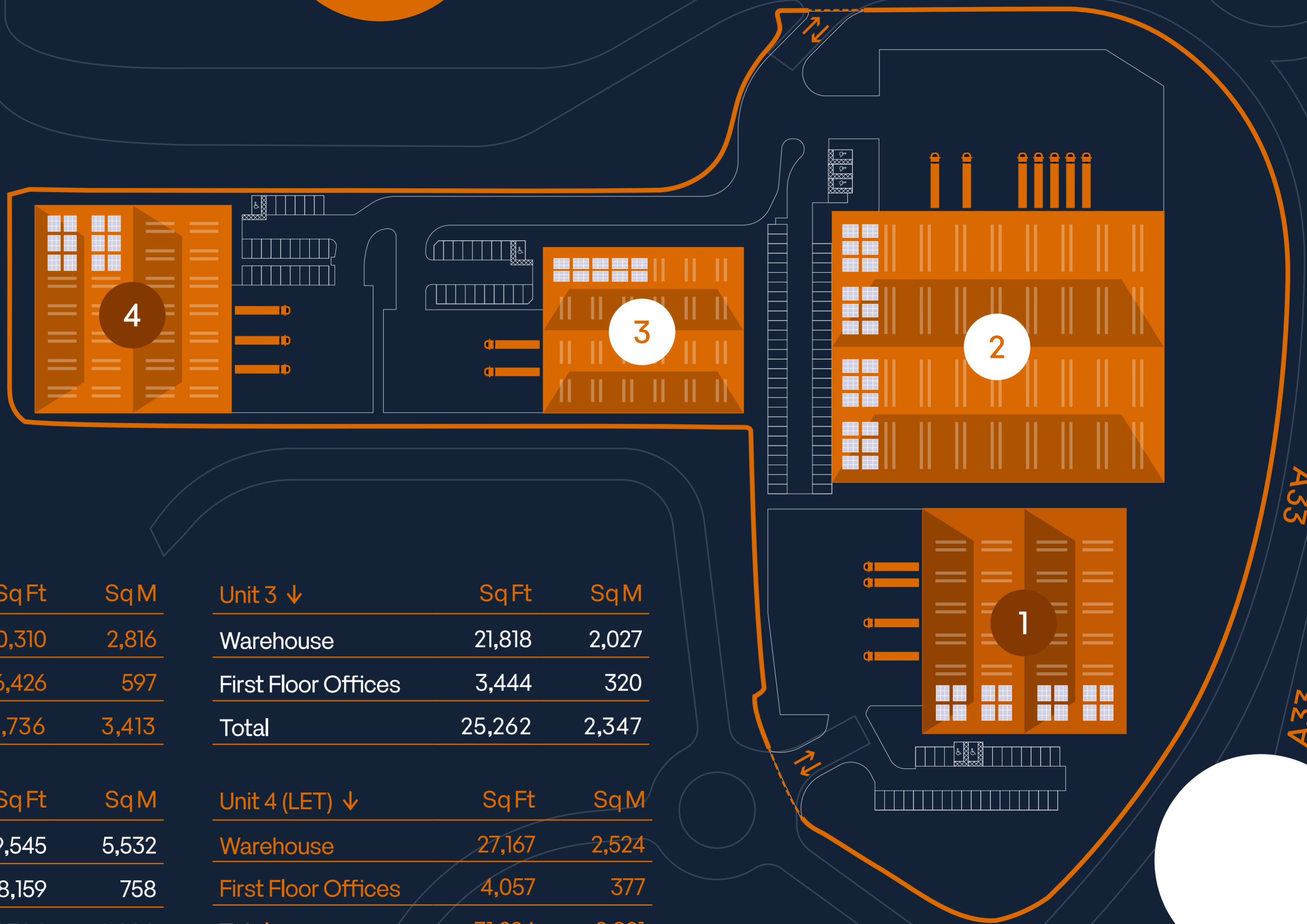
Reading

● Unit 1 (LET) - 36,736 sq ft

Logistics Park

04

05



Unit 1 (LET) ↓	SqFt	SqM
Warehouse	30,310	2,816
First Floor Offices	6,426	597
Total	36,736	3,413

Unit 2 ↓	SqFt	SqM
Warehouse	59,545	5,532
First Floor Offices	8,159	758
Total	67,704	6,290

Unit 3 ↓	SqFt	SqM
Warehouse	21,818	2,027
First Floor Offices	3,444	320
Total	25,262	2,347

Unit 4 (LET) ↓	SqFt	SqM
Warehouse	27,167	2,524
First Floor Offices	4,057	377
Total	31,224	2,901

GEA (Gross External Area)

Engineered to an industry

	U1 (LET) ↓	U2 ↓	U3 ↓	U4 (LET) ↓
Size (Sq Ft)	36,736	67,704	25,262	31,224
Yard Depth	35m	40m	35m	35m
Eaves Height	12m	12m	10m	10m
Level Access Doors	2	2	2	3
Dock Level Doors	2	5	-	-
Floor Loading	50 kN/m ²	50 kN/m ²	50 kN/m ²	50 kN/m ²
Floor Grade	FM2	FM2	FM2	FM2
Car Parking Spaces	33	59	19	25
Cycle Parking	8	6	20	10



leading
spec

Logistics Park

Reading

Highly

Sustainable

● The units are designed with a strong focus on sustainability, providing occupiers with BREEAM 'Excellent' and EPC A+ ratings, alongside a range of additional green features.



Operational Cost Savings Per Annum

PV Panels generating clean energy at £0.27/kWh



Unit 2
£26,865
99,500 kWh

Unit 3
£10,935
40,500 kWh

Unit 4
£13,230
49,000 kWh



BREEAM 'Excellent'



EPC 'A+'



10% Roof Lighting



EV Charging Points



Solar PV Panels



Sustainable Materials



100% LED Lighting



Water Regulation Technology



Landscaped Area



London 40 miles
 Southampton 49 miles
 Bristol 77 miles

London
 Heathrow

Bracknell

- 1 - Verizon
- 2 - Aldi
- 3 - Premier Inn
- 4 - Nando's
- 5 - Tesco
- 6 - Volvo
- 7 - Nissan
- 8 - Audi
- 9 - Yodel
- 10 - Bidfood
- 11 - Costco
- 12 - Currys
- 13 - Travis Perkins
- 14 - GXO
- 15 - Reading FC
- 16 - Reading Gate Retail Park

M4 Junction 11

Reading
 Logistics
 Park

A33

M4

Reading

Logistics Park



Immediate

M4 access

● RLP offers immediate access to the motorway, located just 0.5 miles from Junction 11 of the M4, ensuring greater efficiency for logistics operators.

16

17

Seamless connections



Miles Mins

Heathrow	26	29
Oxford	40	60
Central London	41	65
Southampton	49	66
Luton	49	66
Gatwick	62	64



t● the South East

Reading

SOURCE: GOOGLE MAPS

Logistics Park

Bus	Route
10	Via A33
50	Via A33
600	Via A33
650	Via A33
300	Via B3031
6/6a	Via B3031



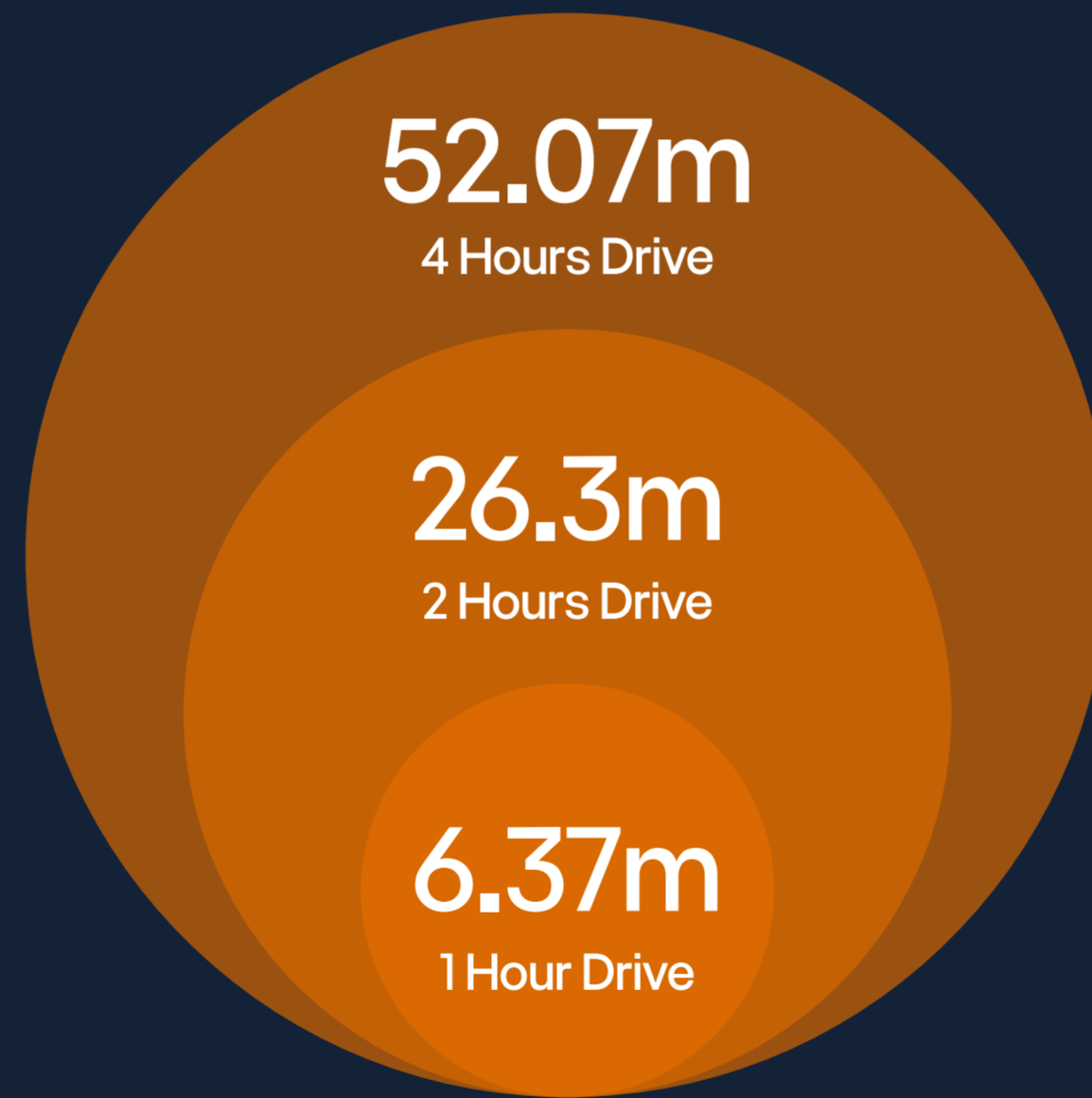
A skilled & accessible workforce



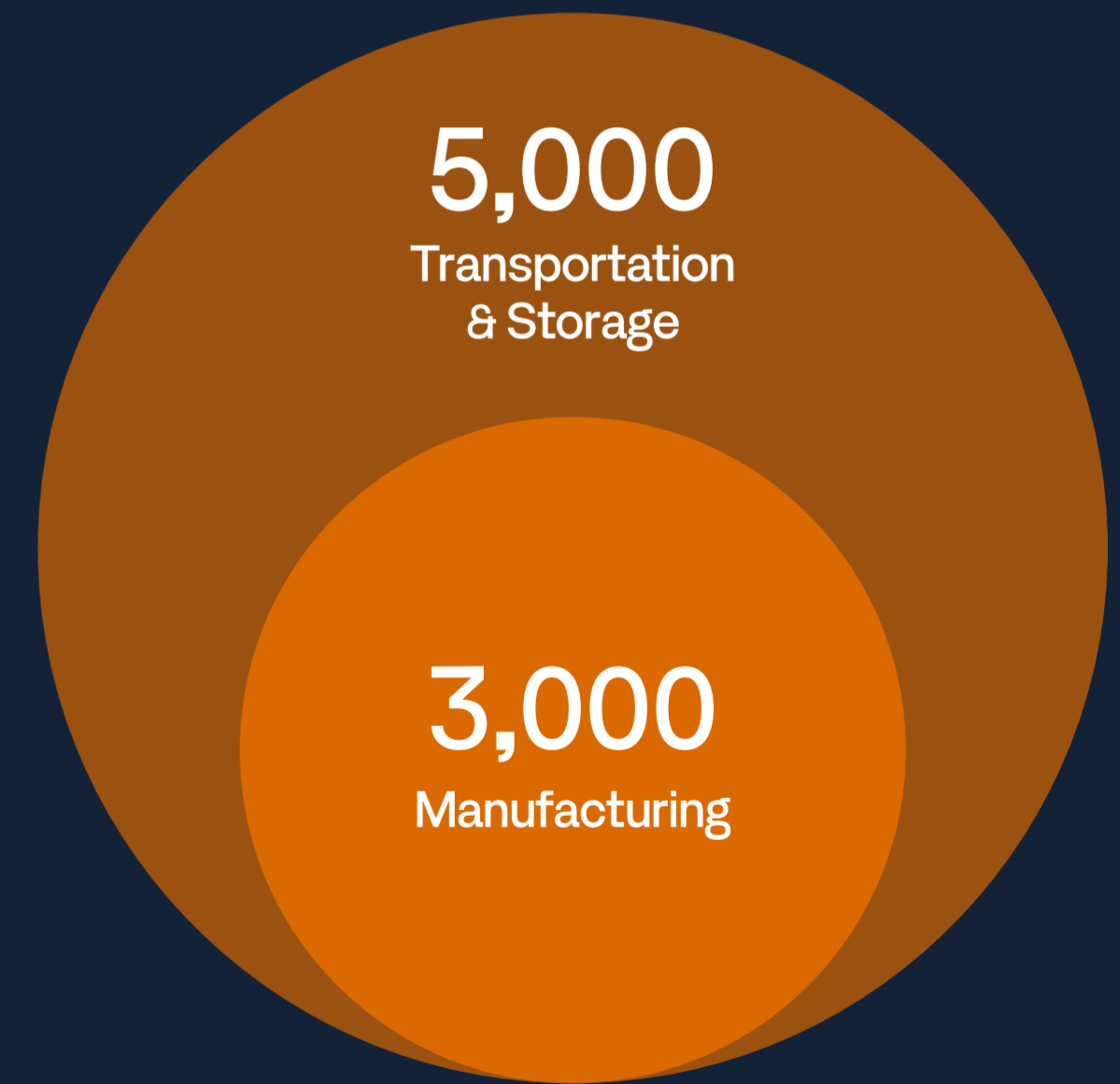
Reading has a skilled and diverse workforce, attracting talent from tech, science, and engineering, making it ideal for an industrial and logistics park.



Labour Force



Population By Drive Time



Employee Jobs By Industry

Built to Scale

● Reading Logistics Park, featuring 4 versatile units, is designed for growth. Ideal for occupiers looking to expand, it offers flexible spaces suited for a range of functions, including storage, distribution, and light manufacturing.



Optimised for logistics

- This development sets a new standard for logistics, positioned in an unrivalled, densely populated urban area with immediate access to both London and the South West.

Reading Logistics Park

DTRE

Jake Huntley

jake.huntley@dtre.com

07765 154 211

HASLAM'S
CHARTERED SURVEYORS

Neil Seager

neilseager@haslams.co.uk

07879 600 069

Maddie Moriarty

maddie.moriarty@dtre.com

07545 582 097

A development by

GRAFTONGATE

readinglogisticspark.com

Further information – to include energy performance certificates and data site access is available upon request.

Dowley Turner Real Estate LLP & Haslams Surveyors LLP on its behalf and for the Vendors or Lessors of this property whose Agents they are, give notice that: 1. These particulars are set out as a general outline only for guidance to them as statements or representations of fact, but must satisfy themselves by inspection or otherwise as to the correctness of each of them. 3. No person in the employment of Dowley Turner Real Estate LLP & Haslams Surveyors LLP has any authority to make any representation or warranty whatsoever in relation to this property. 4. Unless otherwise stated, all prices and rents are quoted exclusive of VAT. April 2026. Designed by