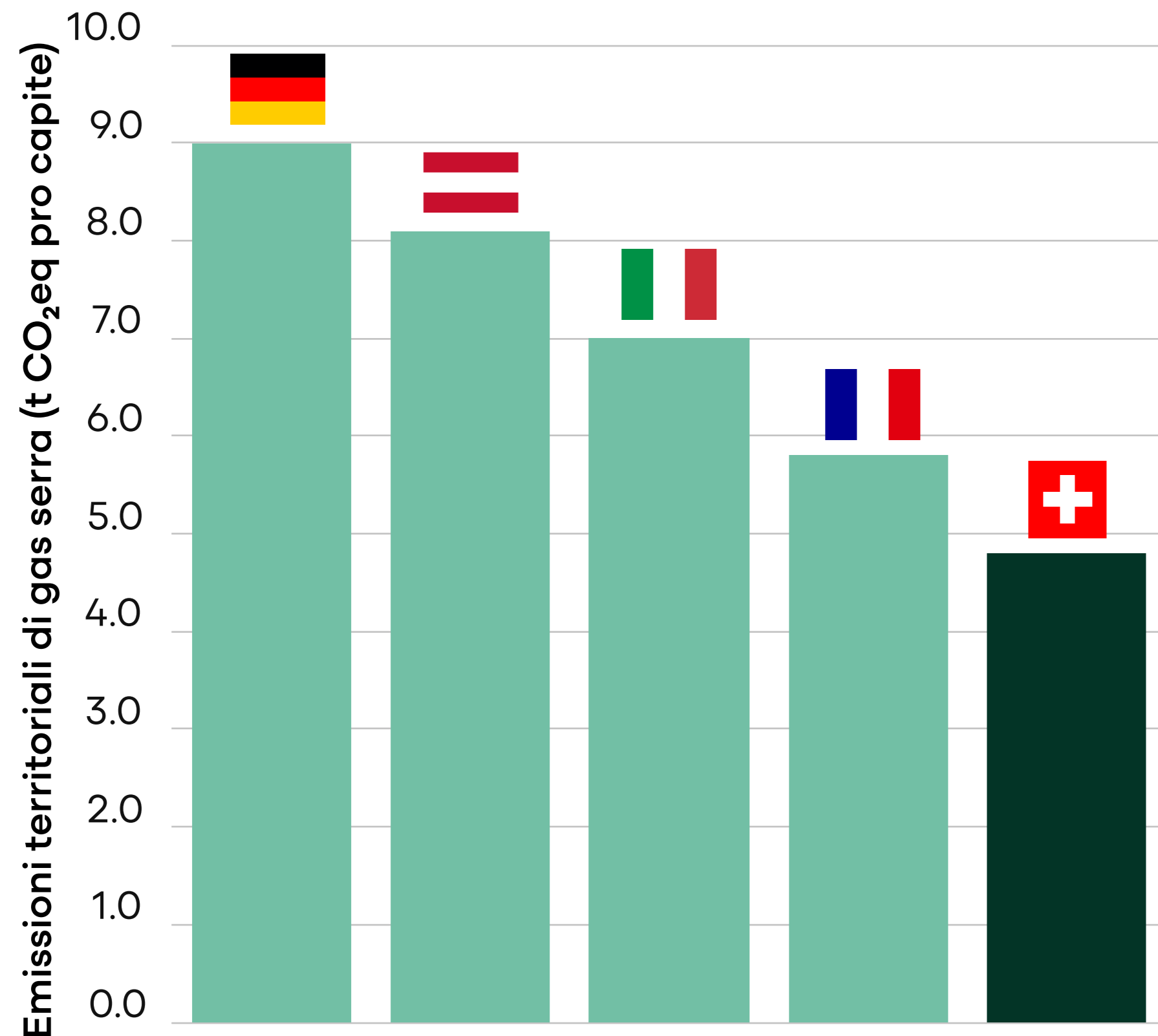







# Emissioni di gas a effetto serra dei paesi vicini



## Emissioni territoriali di gas serra

2022, pro capite, in t di CO<sub>2</sub> equivalenti

	DE	9.0 t CO <sub>2</sub> eq
	AT	8.1 t CO <sub>2</sub> eq
	IT	7.0 t CO <sub>2</sub> eq
	FR	5.8 t CO <sub>2</sub> eq
	CH	4.8 t CO <sub>2</sub> eq

**Emissioni interne pro capite più basse vs paesi vicini**

