


Layers.Studio

UX / UI Bootcamp


Intro to WebFlow!



Today's Agenda



- 01 What is Webflow?**
- 02 UI Tour**
- 03 What are the Elements**
- 04 Uploading your assets**
- 05 Basics of building your site**
- 06 Setting up your styles**
- 07 Wrap-Up and Preview Next Session**



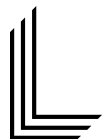
01

What is WebFlow?

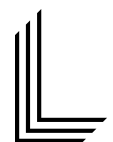





Webflow is a cloud-based platform that allows users to design, build, and launch websites without needing to write code. It includes a content management system (CMS) and visual editing tools.




Why do we use it?

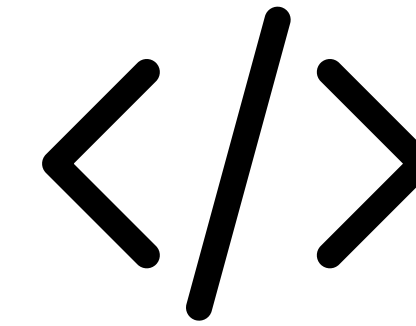




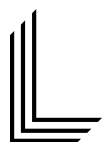
Brochureware
Sites



Designer
Friendly



Relieve
Developer time



WebFlow UI Tour



Top Bar



Navigation
HTML

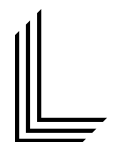
Canvas

Style
Pannel
CSS



What are the Elements

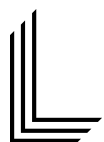





04

Uploading your assets







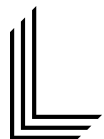


Basics of building your site



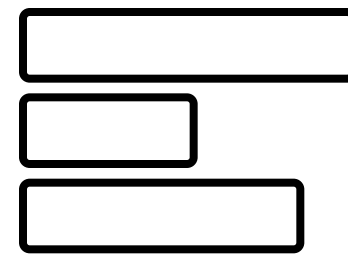
☐ Body



Layout

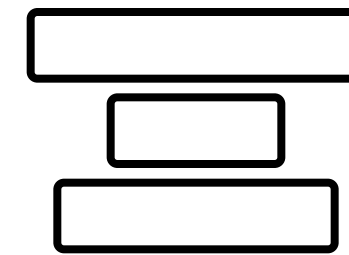


Layout



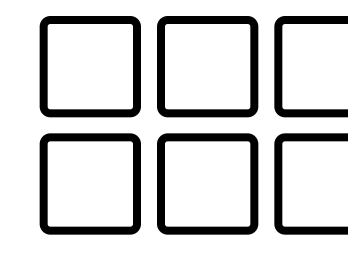
Block

Block is the default display setting for most elements. Each child element in a block parent element starts on a new line and takes up the full width of its parent element unless a custom width is set.



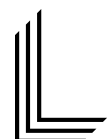
Flex

Flexbox arranges direct children elements in 1 dimension — either horizontally or vertically. You can customise the direction in which the direct children stack, how they are aligned and justified within the parent element, if there's a gap between them, and if they wrap to the next line.



Grid

Grid arranges direct children in 2 dimensions — both horizontally and vertically — in columns and rows. You can customise how the direct children are positioned, aligned, and distributed within the grid, and add gaps between columns and rows.



Setting up your styles



New Class

Type to create a new class

HTML Tag

All H1 Headings

Existing Classes

Container

page-wrap

Section

Add fonts

Google fonts

Bitter

Changa One

Droid Sans

Droid Serif

Exo

Great Vibes

Inconsolata

Lato

Merriweather

Montserrat

Open Sans

Oswald

PT Sans

PT Serif

H1 Heading 1

Style Settings Interactions

Style selector

Select a class or tag

Variable modes

Layout

Display Block Flex Grid None

Spacing

MARGIN 20

PADDING 0

0 0 0 0

10

Size

Width Auto Height Auto

Min W 0 PX Min H 0 PX

Max W None Max H None

Overflow

Position

Position Static

Typography

Font Arial

Weight 700 - Bold

Size 38 PX Height 44 PX

Color #333

Align

Decor

Backgrounds

Image & gradient

B

I

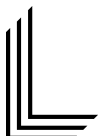
Color picker

#333333

0 0 20 100

HEX H S B A

Contrast ratio AAA 12.63



Any Questions?




Resources

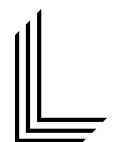




WebFlow Univerity



WebFlow



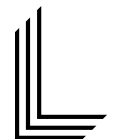
Wrap-Up and Preview Next Session




Action Items & Next Steps

> Activity:

- Create and name your site
- Start to explore webflow
- Attempt to create your first section
 - Create your navigation





Layers.Studio

Thanks for listening, you can
reach out to **Layers Studio** below!