

FANUC Delta Robot series



FEATURES

M-1*i*A Series

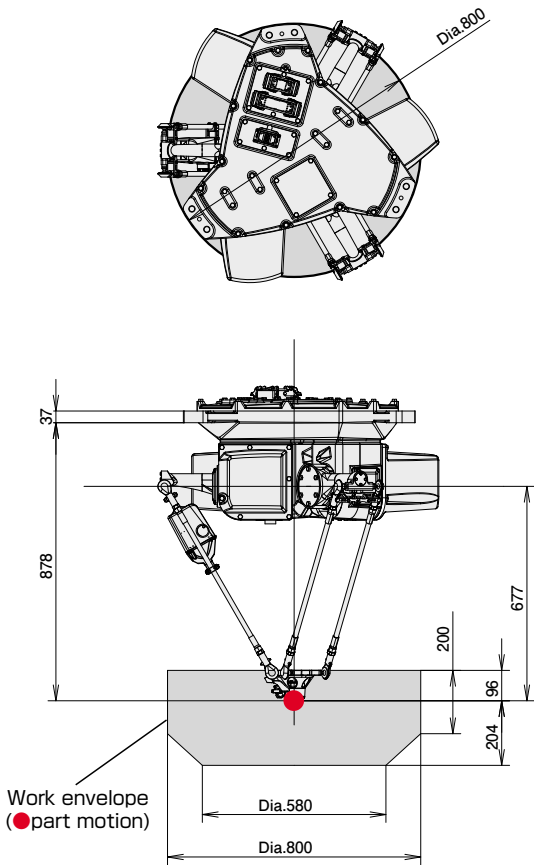
- These models are light weight and compact high speed assembly robots.
- Installation types of no stand, desktop stand and ceiling mount are selectable. It makes easy integration in narrow space.
- A variety of wrist configurations (6 or 4 axes) and operating area (standard or long arm) are selectable to meet different application needs.
- A camera for *i*RVision (integrated vision) can be integrated in the mechanical unit.

M-2*i*A, M-3*i*A, DR-3*i*B Series

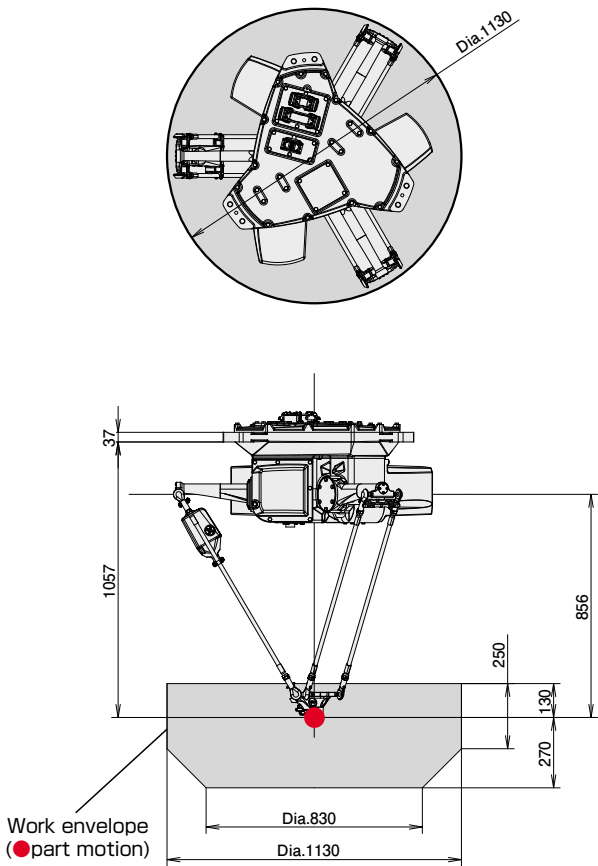
- These are parallel link robots for high speed picking and assembly.
- According to applications, weights of objects, necessity of posture change of the objects and size of workspace, extensive models are lined up from a middle size (operating space $\Phi 800\text{mm}$) to a large size (operating space $\Phi 1600\text{mm}$).
- The enclosed structure realizes IP67 environmental resistance (water/dust proof). There are also IP69K options which withstand high-pressure washing (M-2*i*A/DR-3*i*B).
- NSF H1 food grade oil/grease are applied as lubricants for all robot types. Materials and surface finishing for food sanitary can be selected (options).
- The metal surface of DR-3*i*B/6 STAINLESS is all stainless and can withstand daily washdown / sterilization. This robot can be operated more hygienically.
- Various intelligent functions are available, such as *i*RVision (integrated vision) and *i*RPickTool.

Operating space

M-2iA/3S



M-2iA/3SL



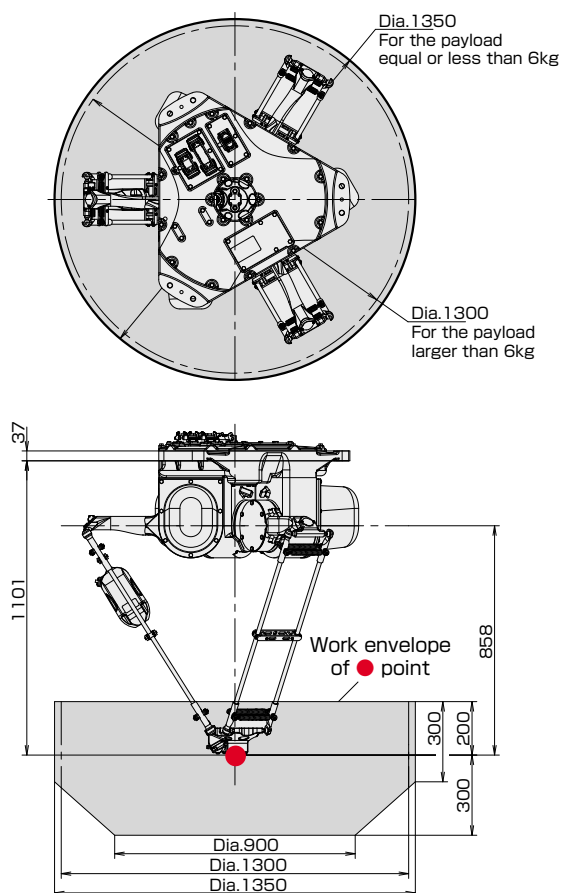
Specifications

Model		M-2iA/3S	M-2iA/3SL
Type		Parallel link mechanism	
Controlled axes		4 axes (J1, J2, J3, J4)	
Installation		Ceiling mount	
Motion range (Maximum speed) Note 1)	J1-J3	Diameter 800 mm, height 300 mm	Diameter 1130 mm, height 400 mm
	J4	720° (3500°/s) 12.57 rad (61.06rad/s)	
Max.payload at wrist		3 kg	
Repeatability Note 2)		± 0.03 mm	
Drive method		Electric servo drive by AC servo motor	
Mass Note 3)		130 kg	
Installation environment		Ambient temperature : 0 to 45℃ Ambient humidity Normally : 75%RH or less (No dew, nor frost allowed) Short term : Max. 95%RH or less (within one month) Vibration : 4.9m/s²(0.5G) or less	

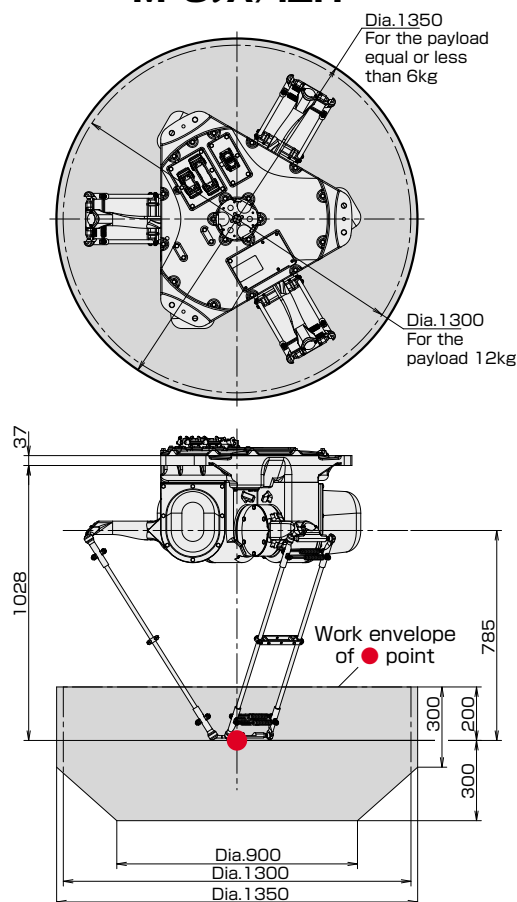
Note 1) During short distance motions, the axis speed may not reach the maximum value stated.
Note 2) Compliant with ISO9283.
Note 3) Without controller.

Operating space

M-3*i*A/6S



M-3*i*A/12H



Specifications

Model		M-3 <i>i</i> A/6S	M-3 <i>i</i> A/12H
Type		Parallel link mechanism	
Controlled axes		4 axes (J1, J2, J3, J4)	3 axes (J1, J2, J3)
Installation		Ceiling mount	
Motion range(Maximum speed) Note 1)	J1-J3	Diameter 1350 mm, height 500 mm Note 4)	
	J4	720° (4000°/s) 12.57 rad (69.81 rad/s)	—
Max.payload at wrist		6 kg (8 kg with an option)	12 kg
Repeatability Note 2)		±0.03 mm	
Drive method		Electric servo drive by AC servo motor	
Mass Note 3)		160 kg	155 kg
Installation environment		Ambient temperature : 0 to 45°C Ambient humidity Normally : 75%RH or less (No dew, nor frost allowed) Short term : Max. 95%RH or less (within one month) Vibration : 4.9m/s ² (0.5G) or less	

Note 1) During short distance motions, the axis speed doesn't reach maximum one.

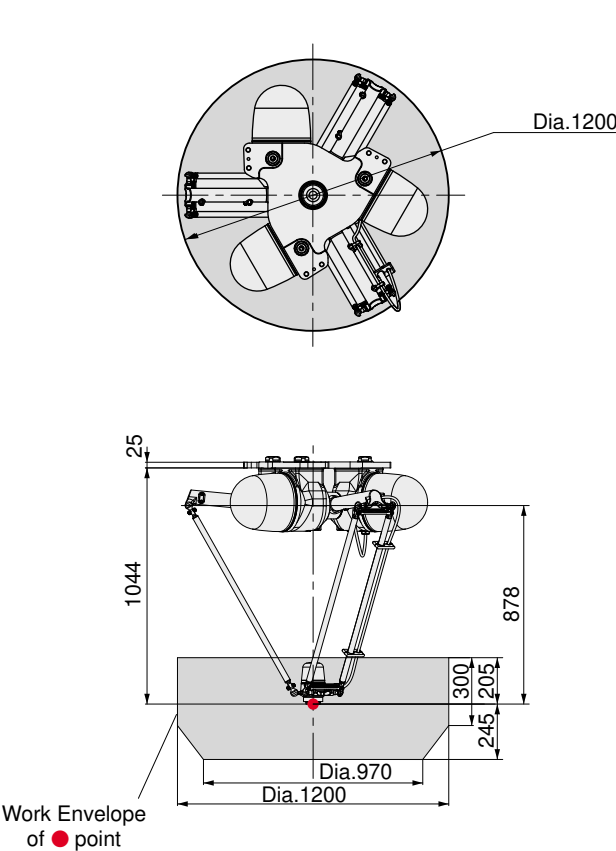
Note 2) Compliant with ISO9283.

Note 3) Without controller.

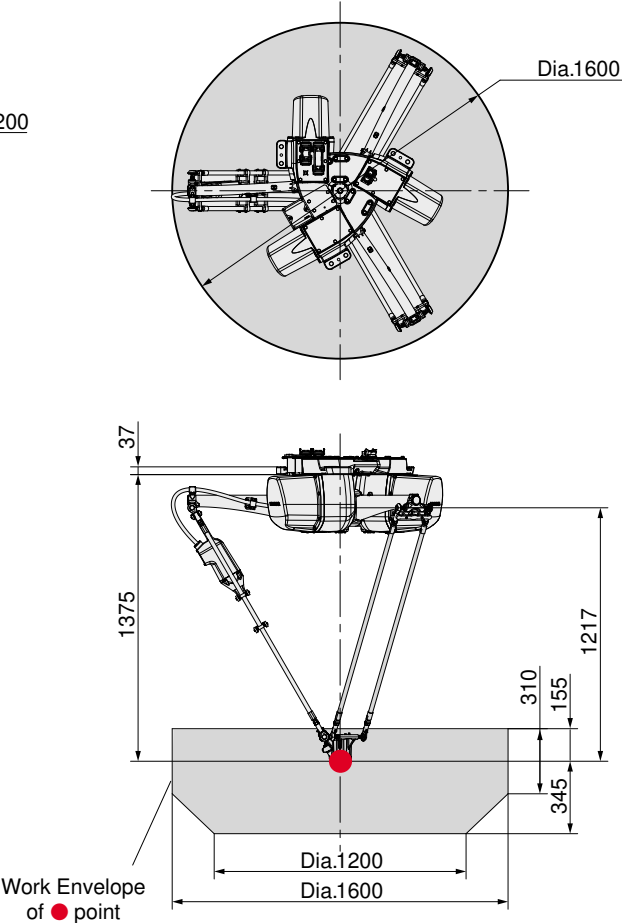
Note 4) In case the payload is larger than 6 kg, there is a limitation on the work envelope.

Operating space

DR-3iB/6 STAINLESS



DR-3iB/8L



Specifications

Model		DR-3iB/6 STAINLESS	DR-3iB/8L
Type		Parallel link mechanism	
Controlled axes		4 axes (J1, J2, J3, J4)	
Installation		Ceiling mount	
Motion range(Maximum speed) Note 1)	J1-J3	Diameter 1200 mm, height 450 mm	Diameter 1600 mm, height 500 mm
	J4	720° (1714°/s) 12.57 rad (29.91rad/s)	720° (2000°/s) 12.57 rad (34.91rad/s)
Max.payload at wrist		6 kg	8 kg
Repeatability Note 2)		±0.03 mm	
Drive method		Electric servo drive by AC servo motor	
Mass Note 3)		250 kg	170 kg
Installation environment		Ambient temperature : 0 to 45°C Ambient humidity Normally : 75%RH or less (No condensation allowed) Short term (within one month) : Max. 95%RH or less (No condensation allowed) Vibration : 4.9m/s ² (0.5G) or less	

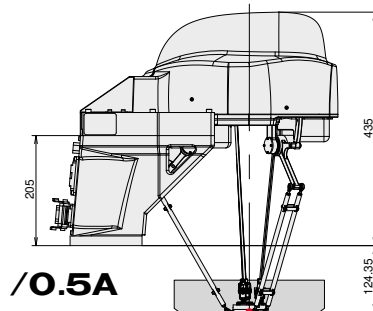
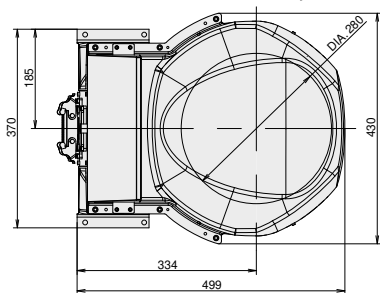
Note 1) During short distance motions, the axis speed may not reach the maximum value stated.

Note 2) Compliant with ISO9283.

Note 3) Without controller.

Operating space

M-1iA/0.5A, M-1iA/0.5S

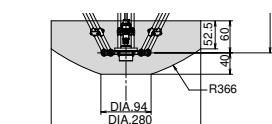
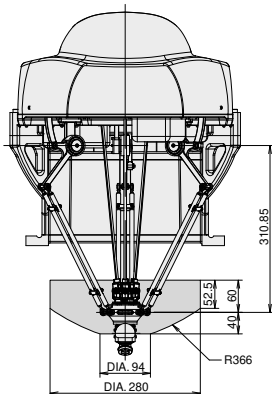


/0.5A

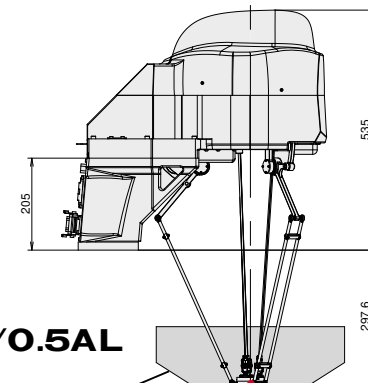
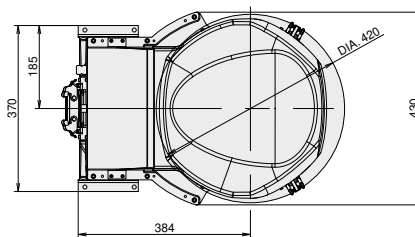
Work envelope
(●part motion)

/0.5S

Work envelope
(●part motion)



M-1iA/0.5AL, M-1iA/0.5SL

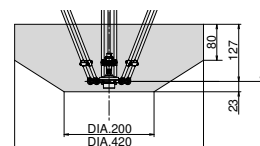
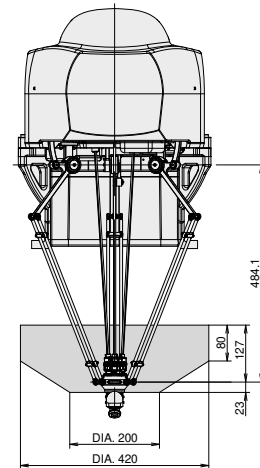


/0.5AL

Work envelope
(●part motion)

/0.5SL

Work envelope
(●part motion)



Specifications

Model		M-1iA/0.5A	M-1iA/0.5S
Type		Parallel link mechanism	
Controlled axes		6 axes (J1, J2, J3, J4, J5, J6)	4 axes (J1, J2, J3, J4)
Installation		Floor, angle and ceiling mount	Floor and ceiling mount
Motion range (Maximum speed) Note 1)	J1-J3	Diameter 280 mm, height 100 mm	
	J4	720° (1440°/s) 12.57 rad (25.13 rad/s)	720° (3000°/s) 12.57 rad (52.34 rad/s)
	J5	300° (1440°/s) 5.24 rad (25.13 rad/s)	—
	J6	720° (1440°/s) 12.57 rad (25.13 rad/s)	—
Max.payload at wrist		0.5 kg (1 kg with an option)	
Repeatability Note 2)		±0.02 mm	
Drive method		Electric servo drive by AC servo motor	
Mass Note 3)		17 kg	14 kg
Installation environment		Ambient temperature : 0 to 45°C Ambient humidity Normally : 75%RH or less (No dew, nor frost allowed) Short term : Max. 95%RH or less (within one month) Vibration : 4.9m/s ² (0.5G) or less	

Model		M-1iA/0.5AL	M-1iA/0.5SL
Type		Parallel link mechanism	
Controlled axes		6 axes (J1, J2, J3, J4, J5, J6)	4 axes (J1, J2, J3, J4)
Installation		Floor, angle and ceiling mount	Floor and ceiling mount
Motion range (Maximum speed) Note 1)	J1-J3	Diameter 420 mm, height 150 mm	
	J4	720° (1440°/s) 12.57 rad (25.13 rad/s)	720° (3000°/s) 12.57 rad (52.34 rad/s)
	J5	300° (1440°/s) 5.24 rad (25.13 rad/s)	—
	J6	720° (1440°/s) 12.57 rad (25.13 rad/s)	—
Max.payload at wrist		0.5 kg (1 kg with an option)	
Repeatability Note 2)		±0.02 mm	
Drive method		Electric servo drive by AC servo motor	
Mass Note 3)		20 kg	17 kg
Installation environment		Ambient temperature : 0 to 45°C Ambient humidity Normally : 75%RH or less (No dew, nor frost allowed) Short term : Max. 95%RH or less (within one month) Vibration : 4.9m/s ² (0.5G) or less	

Note 1) During short distance motions, the axis speed may not reach the maximum value stated.

Note 2) Compliant with ISO9283.

Note 3) In case of "No stand"



Space saving M-1*i*A

Work envelope is closed around operation object so that the total installation space can be minimized. It enables to place the robot and the worker along the manufacturing line effectively.




R140
(R210 for long arm)


General articulated robot working space



Pouched goods arranging by DR-3iB/8L



High speed arranging the foods by M-3iA/6S



Fresh food arranging by DR-3iB/6 STAINLESS

FANUC CORPORATION

● Overseas Affiliated Companies

FANUC America Corporation
FANUC Europe Corporation, S.A.
SHANGHAI-FANUC Robotics CO., LTD.
KOREA FANUC CORPORATION
TAIWAN FANUC CORPORATION
FANUC INDIA PRIVATE LIMITED
FANUC SINGAPORE PTE. LTD.
FANUC THAI LIMITED
FANUC MECHATRONICS (MALAYSIA) SDN. BHD.
PT. FANUC INDONESIA
FANUC OCEANIA PTY. LIMITED
FANUC SOUTH AFRICA (PROPRIETARY) LIMITED

Phone: (+1)248-377-7000
Phone: (+352)727777-1
Phone: (+86)21-5032-7700
Phone: (+82)55-278-1200
Phone: (+886)4-2359-0522
Phone: (+91)80-2852-0057
Phone: (+65)6567-8566
Phone: (+66)2-714-6111
Phone: (+60)3-3082-1222
Phone: (+62)21-4584-7285
Phone: (+61)2-8822-4600
Phone: (+27)11-392-3610

● Headquarters 3580, Shibokusa, Oshino-mura, Minamitsuru-gun
Yamanashi, 401-0597, JAPAN
Phone: (+81)555-84-5555 <https://www.fanuc.co.jp/>

<https://www.fanucamerica.com/>
<https://www.fanuc.eu/>
<https://www.shanghai-fanuc.com.cn/>
<https://www.fkc.co.kr/>
<https://www.fanuctaiwan.com.tw/>
<https://www.fanucindia.com/>
<https://www.fanuc.com/fsp/>
<https://www.fanuc.com/fth/>
<https://www.fanuc.com/fmm/>
<https://www.fanuc.com/fin/>
<https://www.fanucoceania.com.au/>
<https://fanuc.co.za/>

● All specifications are subject to change without notice.
● No part of this catalog may be reproduced in any form.
● The products in this catalog are controlled based on Japan's "Foreign Exchange and Foreign Trade Law". The export from Japan may be subject to an export license by the government of Japan. Further, re-export to another country may be subject to the license of the government of the country from where the product is re-exported. Furthermore, the product may also be controlled by re-export regulations of the United States government. Should you wish to export or re-export these products, please contact FANUC for advice.