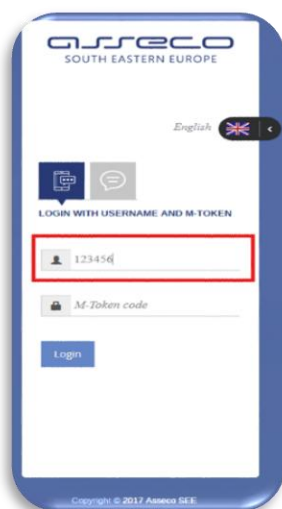


We provide two ways to access your account on our WEB platform both of which use our MBank mobile application. Please use the appropriate link to download **UCB M-Bank** application and follow required steps to login.



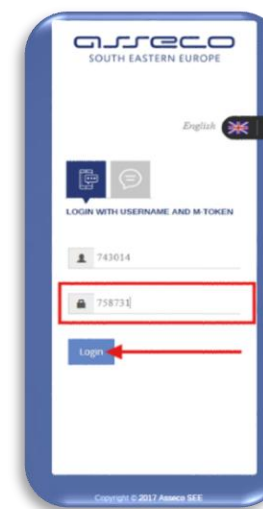
Option 1 – You access your account by creating an OTP (One Time Password) and entering it along with your username on the page for account access, having selected the **Login with username and M-Token** option. Please follow next steps to access your WEB account.

1

Enter the **Username** provided to you earlier by the Bank representative. It consists of 6 digits.

2

Afterwards, in the MToken section of the MBank application, press the '**Generate OTP**' button. A one-time password (OTP) consisting of 6 digits will appear.

3

Enter the one-time password in the MToken Code field and click '**Log In**'.

Please note that you must enter both **Username** and **OTP** code before clicking the log in button.

Option 2 – You access your account by selecting **Login with push message MBanking** option on account access page, you enter your username, get a notification from MBank application and you complete the log in process via MBank application without generating an OTP code. Please follow next steps to access your WEB account.

1



Enter the **Username** provided to you earlier by the Bank representative and click the '**Log In**' button. Username consists of 6 digits.

2



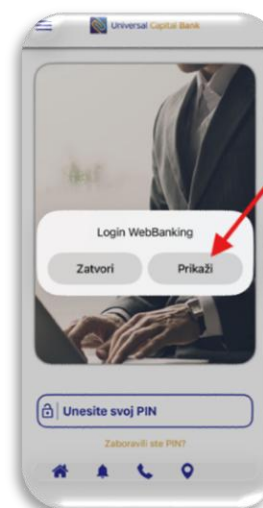
The screen will present a **loading** image, as shown above. You should **expect a notification** from MBank application on your mobile device.

3



A **push notification** will be sent to the mobile device. Tap the notification to continue. This opens the MBank application.

4



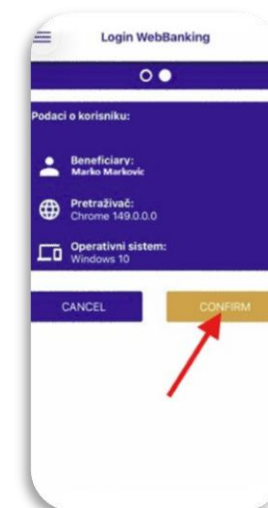
After opening the MBank application, tap the '**Show**' button. This opens a window for the next step in login process.

5



Enter the **PIN** you created during the activation of the MBank application, or use **biometric authentication** to confirm the login.

6



After validating with either PIN or biometrics, new screen will appear and after clicking the '**Confirm**' you will have authorized access to your WEB account and the page will **redirect** you **automatically**.