



Welcome to Lite the Nite
**High-Performance
Landscape Lighting**





Who We Are

LEADERS IN LANDSCAPE LIGHTING SOLUTIONS

Founded in 2015, Lite the Nite set out to raise the standard in landscape lighting. Drawing from decades of industry experience — including leadership roles at Intermatic Incorporated — our team delivers innovative, reliable, and affordable low voltage lighting solutions trusted by professionals nationwide.

From power supplies to specialty fixtures, our products are engineered in the USA for residential and commercial applications — built to perform, built to last.



AC & DC POWER SUPPLIES

AC TRANSFORMERS

AC offers a simplistic and economic way to power your system.



LTN1100AC

100W AC Transformer
Suitable for smaller lighting projects
Digital photo eye programming
Manual ON/OFF
Dusk to Dawn/Dusk to 1-9 hours



LTN3300AC

300W AC Transformer
12V-15V AC
Photocell/Timer/Astronomical clock/Manual
Overload LCD warning system
Circuit breaker protection
Quick connect taps
304 stainless steel housing

DC POWER PACK

DC is the preferred choice for all LEDs. The AC to DC conversion is eliminated, allowing LED's to run more efficiently, thus increasing lifespan.



**BUILT-IN 0-10V DEDICATED
TERMINAL FOR HOME
CONTROL DIRECT CONNECT!**

LTN2150

100W AC Transformer
Suitable for smaller lighting projects
Digital photo eye programming
Manual ON/OFF
Dusk to Dawn/Dusk to 1-9 hours




LTN2150
Remote


RENEWABLE UNIVERSAL POWER SUPPLY (RUPS)


Self-contained solar power module designed to deliver clean, renewable energy to low-voltage landscape lighting systems. Ideal for off-grid or energy-efficient applications in residential and commercial outdoor spaces.

**SOLAR
POWERED!**

**USING SOLAR TO
POWER ANYTHING LOW
VOLTAGE!**

 **Battery:**
300W Rechargeable Battery

 **Timer:**
Dusk to 2/4/6/8 hours

 **Operating Temp:**
-4° to 140°F



LTN1-300RUPS



LTN2-300RUPS

**NEW PRODUCT
CONTEST Winner**
Irrigation Association

SILVER | Landscape Lighting Category

UPLIGHTS

Installed using Ground Stake (included) and aimed upward for wall wash and landscape highlighting. Uplights are the workhorse that define shape and details.

ALUMINUM



AU110TBZ (No LED)
AU115TBZ (5W)
AU117TBZ (7W)

Dimmable MR16 LED Optional
17°, 40°, & 60° spread

AU110TBL (No LED)
AU115TBL (5W)
AU117TBL (7W)

Dimmable MR16 LED Optional
17°, 40°, & 60° spread - 12V

ACU210ABZ (No LED)
ACU215ABZ (5W)
ACU217ABZ (7W)

Dimmable MR16 LED Optional
17°, 40°, & 60° spread - 12V

BRASS



BU132BZ (2.5W)

MR8 LED
Included 175 Lumen - 3000K
80° spread



BU110BZ (No LED)
BU115BZ (5W)
BU117BZ (7W)

Dimmable MR16 LED Optional
17°, 40°, and 60° beam spread



BUR106BZ

6W - LED Included
316 lumens
3000K
Linear, Clear, & Frosted Lens



BUR101BZ

11W - LED Included
819 lumens
3000K
Linear, Clear, & Frosted Lens



BU1412BZ

12W - Par36 Lamp Included
680 lumens
3000K
25°, 45°, or 60° beam spread
Louvred Lens

DOWNLIGHTS

Surface mounted downlights (mounting brackets available) are designed for subtle wall wash creating unique accents and drama. May also be wall mounted where up lighting is needed.

BRASS

BD132BZ (2.5W)

MR8 LED Included
175 Lumen - 3000K
80° spread
Base Included



BD110BZ (No LED) BD115BZ (5W) BD117BZ (7W)

Dimmable MR16 LED Optional
17°, 40°, & 60° spread
Base Included



BX1RNDBSE
Included

ALUMINUM

AD110TBZ (No LED) AD115TBZ (5W) AD117TBZ (7W)

Dimmable MR16 LED Optional
17°, 40°, & 60° spread



AX1RNDBSE
Included



AX1VRTBSE
Optional

ACD210ABZ (No LED) ACD215ABZ (5W) ACD217ABZ (7W)

Dimmable MR16 LED Optional
17°, 40°, & 60° spread



AX1ABSE-BZ

ACD210WH (No LED) ACD215WH (5W) ACD217WH (7W)

Dimmable MR16 LED Optional
17°, 40°, & 60° spread



White



AX1ABSE-WH

ACD210BK (No LED) ACD215BK(5W) ACD217BK(7W)

Dimmable MR16 LED Optional
17°, 40°, & 60° spread



Black



AX1ABSE-BK

PATH LIGHTS

Installed using a ground stake, Lite the Nite pathlights provide a wash of light on ground surfaces such as garden beds, walkways, steps and low-lying landscape features. Add beauty and drama while creating a safer, well-lit environment.

ALUMINUM

Dimmable 4W LED and ground stake included
Integrated LED module
169 lumens - WW - 2800k
Level light output to 20% system voltage drop 36"
SPT-2W 18AWG copper lead wire



AP136TBZ (22" ht)
AP136TBZ-2 (18" ht)

6" cone shade

AP148TBZ (22" ht)
AP148TBZ-2 (18" ht)

8" tier shade

AP118TBZ (22" ht)
AP118TBZ-2 (18" ht)

8" dome shade

AX1PHTBZ
4W LED Light Array
Frosted Lens

BRASS

Dimmable 4W LED and ground stake included
Integrated LED module
357 lumens - WW - 3000k
36" SPT-2W 18AWG copper lead wire
Includes clear and frosted lens

= Certified Turtle Friendly



BX1PHABZ
4W LED
Light Array



BP116BZ (22" ht)
BP116BZ-2 (18" ht)

6" dome shade

BP126BZ (22" ht)
BP126BZ-2 (18" ht)

6" cone shade

BP166BZ (22" ht)
BP166BZ-2 (18" ht)

6" pyramid shade



BP118BZ (22" ht)
BP118BZ-2 (18" ht)

8" dome shade

BP128BZ (22" ht)
BP128BZ-2 (18" ht)

8" cone shade

BP156BZ (22" ht)
BP156BZ-2 (18" ht)

8" deep shade

BLACK

Dimmable 2W LED optional
Ground stake included
20" height
36" SPT-2W 18AWG copper lead wire
Frosted Lens



BP1505BK (NO LED)
BP1525BK (with LED)

5" flat top hat



L1522D - 2W

G4 BI-PIN Plug-In
3000K WW
8/18V AC / 10/30V DC


HARDSCAPES

Lite the Nite's hardscape collection is an ingenious lighting option for projects involving decking, stairs, railings, walls, etc. built using just about any material - from wood, to brick, to stone. The slim profile allows for total concealment, yet provides a spray of light to brighten hardscapes.

UNDERCAP


AH1023BZ (2W - Aluminum)
BH1033BZ (3W - Brass)

Available in 4" (2W - 3000K):
AH1023ABZ-4 (Aluminum)
BH1023BZ-4 (Brass)




Replaceable LED module

Under Cap and Linear mounting brackets included
3000K - Dimmable
Damp location listed
5 ft. SPT-1W 18AWG copper lead wire



Includes 2 (small) connectors - X1WPCS



REPLACEMENT LED

LAH1023BZ (2W - Aluminum)
LBH1033BZ (3W - Brass)

Replace LED without removing fixture!



DECK



BDL190BZ (No LED)
BDL192BZ (2W)

2W 3000K Bi-Pin Disk LED
Optional (L2923D)

LINEAR



BLH105BZ (5W)

Mounting screws included
Integrated LED - Dimmable - 3000K
6ft. 18AWG copper lead wire



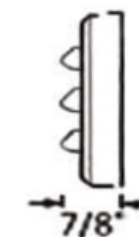
BLH105BZ

STEP LIGHTS

Vertical surface mount - Dimmable
Integrated LED module - 3000K
NO BACK BOX REQUIRED
5ft. SPT-1W 18AWG copper lead wire

ADA Compliant 

Retrofit Driver Available (8W/12W)
-Linevoltageconversion to lowvoltage



BST105BZ (5W)

3" x 5" x 7/8"
51 Lumens



BST106BZ (6W)

2" x 9" x 7/8"
53 Lumens



BST109BZ (9W)

3" x 9" x 7/8"
90 Lumens



Custom Back Plate Option

Sized to your needs!

NOW AVAILABLE IN
CUSTOM COLORS!
(ADDITIONAL COST)



SPECIALTY PRODUCTS

Lite the Nite's Specialty Products line goes beyond traditional landscape lighting to cover the unique needs of any outdoor project. From Well Lights and Submersible fixtures for ponds and water features, to iconic Tiki Torch fixtures that bring warmth and ambiance to any outdoor space — we have solutions for every environment.

WELL LIGHT



BW110BZ (No LED)
BW115BZ (5W)
BW117BZ (7W)

MR16
Available with 17°, 40°, or 60° spread

SUBMERSIBLE



BSU110NB

Great for backyard ponds & under waterfalls
MR16
Natural Brass
30ft Insulated Lead Wire

TIKI TORCH

BPT177BZ

Replaceable LED module
Stabilizer ground stake and brass cap included
6 FT (70.5 in.) - TOTAL HEIGHT


TIKI TORCH FUEL



XITIKI-PLN (Plain)
XITIKI-CIT (Citronella)
XITIKI-LMEU (Lemon Eucalyptus)



BX1PHABZ
4W LED
Light Array



BPT177BZ

LEDs & ACCESSORIES

ACCESSORIES

WIRE & CONNECTORS



CONNECTORS

- XIWPC** Waterproof Connector 20-pc pack
- XIWPC-200** Waterproof Connector 200-pc pack
- XIWPCM MEDIUM** Waterproof Connector 20-pc pack
- XIWPCM-200 MEDIUM** Waterproof Connector 200-pc pack

WIRE

- X1LVW122** Low Voltage Wire 12/2
- X1LVW122-50** Low Voltage Wire 12/2 50'
- X1LVW142** Low Voltage Wire 14/2 500'
- X1LVW142-50** Low Voltage Wire 14/2 50'

MOUNTING BASES



GUTTER MOUNT

- SX1GMDB** Stainless Steel Gutter Mount

TREELIGHT MOUNT

- X1TM7BZ** 7" TreeLight Mount
- X1TM4BZ** 4" TreeLight Mount

AX1RNDDBSE

3" Round Aluminum Surface Mounting Base

AX1RNDDBSE

3" Round Aluminum Surface Mounting Base

BX1RNDDBSE

3" Round Brass Surface Mounting Base



AX1ABSE-BK

Black Aluminum Architectural Base

AX1ABSE-BZ

Bronze Aluminum Architectural Base

AX1ABSE-WH

White Aluminum Architectural Base

RISERS & STEMS Available in Aluminum and Brass



- AX1RSR6TBZ** 6" Aluminum Fixture Riser
- AX1RSR2TBZ** 12" Aluminum Fixture Riser
- AX1RSR8TBZ** 18" Aluminum Fixture Riser
- AX1STM2TBZ** 12" Aluminum Fixture Stem
- AX1STM8TBZ** 18" Aluminum Fixture Stem
- BX1RSR6BZ** 6" Brass Fixture Riser
- BX1RSR2BZ** 12" Brass Fixture Riser
- BX1RSR8BZ** 18" Brass Fixture Riser
- BX1STM2BZ** 12" Brass Fixture Stem
- BX1STM8BZ** 18" Brass Fixture Stem

STAKES



X1STK8

8" Plastic Fixture Stake



BX1STK8

8" Brass Fixture Stake



X1HDSSTK

Heavy Duty PVC Stabilizer Stake



X1STKL8

8" Oversized Plastic Fixture Stake



X1HDSSTK-BCAP

Optional Brass Cap for X1HDSSTK



X1HDSSTK-ACAP

Replacement Aluminum Cap for X1HDSSTK

LEDs & ACCESSORIES

LEDs



LED Color Replacement Bulbs

- Red
- Blue
- Green

5W/7W - MR16

MR16

- L21521D 5W 2700K 17°
- L21524D 5W 2700K 40°
- L21526D 5W 2700K 60°
- L21531D 5W 3000K 17°
- L21534D 5W 3000K 40°
- L21536D 5W 3000K 60°
- L21541D 5W 4000K 17°
- L21544D 5W 4000K 40°
- L21546D 5W 4000K 60°
- L21551D 5W 5000K 17°
- L21554D 5W 5000K 40°
- L21556D 5W 5000K 60°
- L21731D 7W 3000K 17°
- L21734D 7W 3000K 40°
- L21736D 7W 3000K 60°

MR16 Color

- L115B4 5W Blue 40°
- L115G4 5W Green 40°
- L115R4 5W Red 40°



2.5W - MR8

L13238 2.5W 300K 80°




12W - Par36- Dimmable

- L14123D-25 12W 3000K 25°
- L14123D-45 12W 3000K 45°
- L14123D-60 12W 3000K 60°





4W - Pathlight LED Array

- BX1PHABZ 4W 3000K
- AX1PHTBZ 4W 2800K



L10113D - 11W 3000K

Dimmable Replaceable LED for BUR101BZ



L1063D - 6W 3000K

Dimmable Replaceable LED for BUR106BZ



L2923D - 2W L192BD - BLUE

3000K or BLUE LED Dimmable LED G4 BI-PIN



LBH1033BZ - 3W 3000K

Dimmable Replaceable LED for BH1033BZ



L1522D - 2W 2700K

G4 BI-PIN Plug-In Replaceable LED for BP1505BK