

Default Report

Explore the data behind your survey responses. Gain a better perspective of your survey data and uncover insights for further planning.



Visited

523



Started

189



Avg. Time to Complete

13m



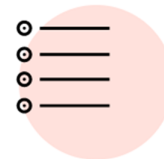
Completed

189



Completion Rate

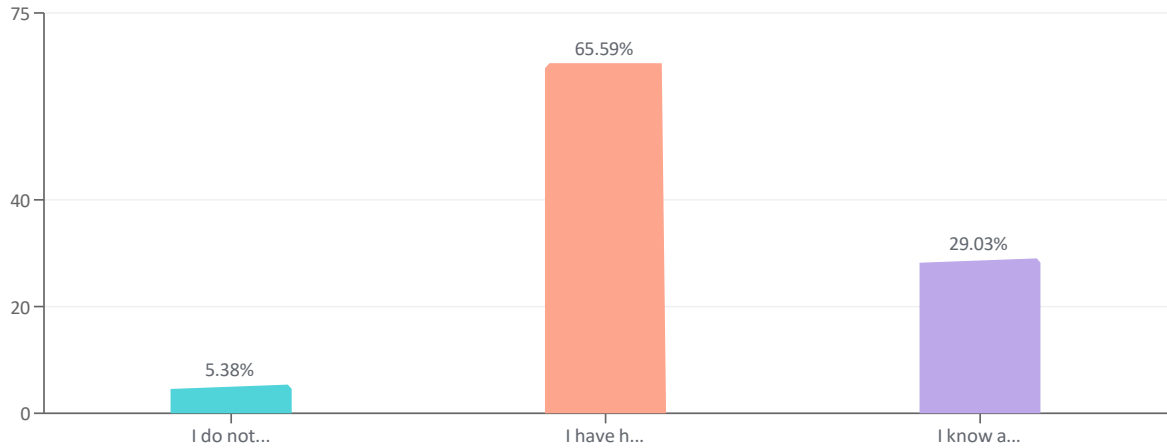
100.00%



QUESTION 02 | MULTIPLE CHOICE

Mark your current knowledge about the mill site and its current condition:

Answered: **186** Skipped: **2**

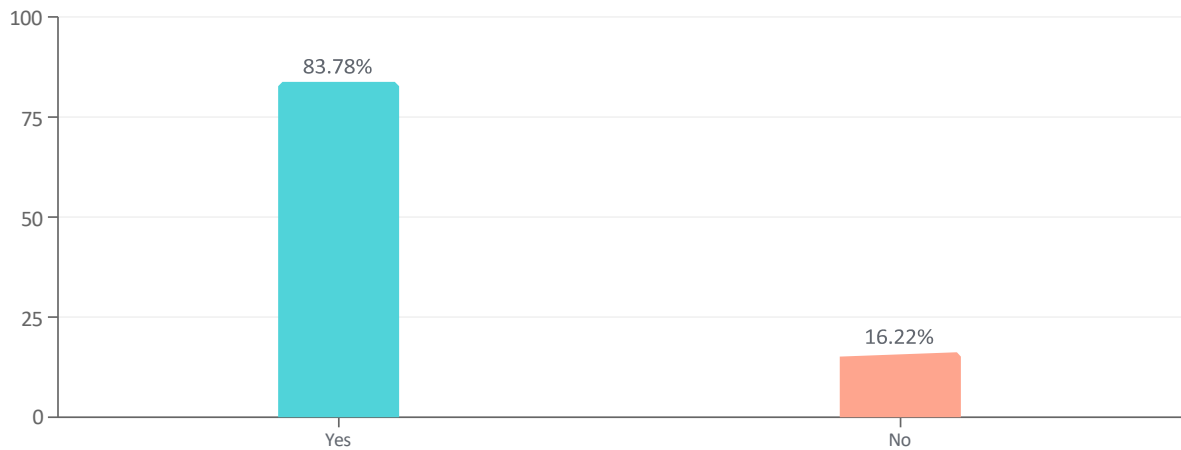


ANSWER CHOICES ▾	RESPONSES ▾	RESPONSE PERCENTAGE ▾
I do not know anything about this. (None)	10	5.38 %
I have heard about this - (Some)	122	65.59 %
I know a lot about this - (High)	54	29.03 %

QUESTION 03 | MULTIPLE CHOICE

Are you aware of the remaining Millsite pollution and environmental clean-up effort on the Noyo Headlands, the former Georgia Pacific mill site?

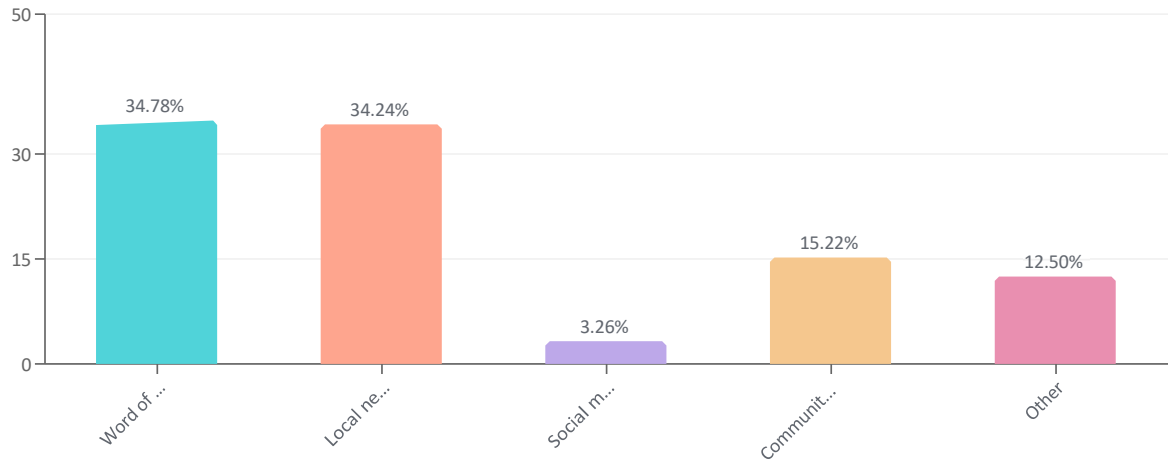
Answered: 185 Skipped: 3



ANSWER CHOICES ▾	RESPONSES ▾	RESPONSE PERCENTAGE ▾
Yes	155	83.78 %
No	30	16.22 %

How did you first learn about the clean-up effort?

Answered: 184 Skipped: 5

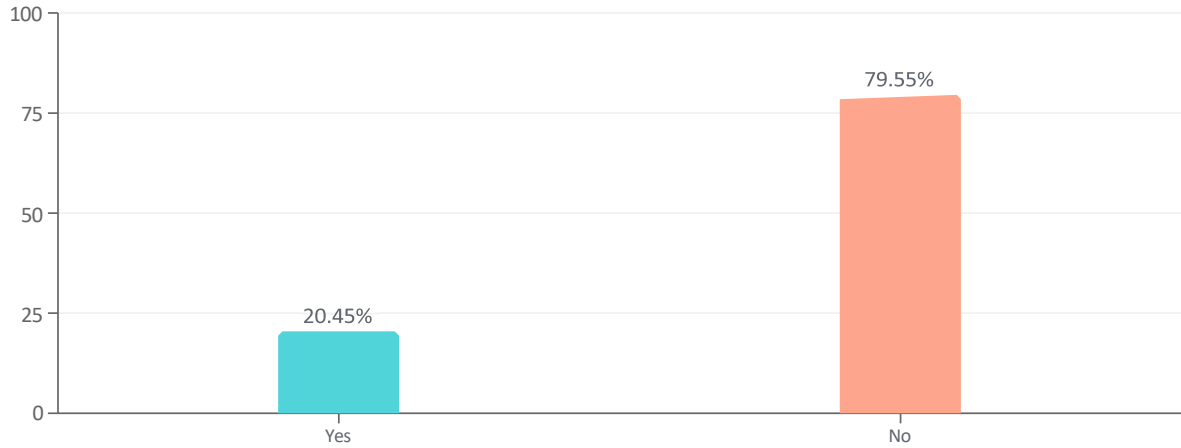


ANSWER CHOICES ▾	RESPONSES ▾	RESPONSE PERCENTAGE ▾
Word of mouth,	64	34.78 %
Local news,	63	34.24 %
Social media,	6	3.26 %
Community meeting,	28	15.22 %
Other	23	12.50 %

QUESTION 05 | MULTIPLE CHOICE

Do you feel you have been kept well enough informed about the Site?

Answered: 176 Skipped: 13

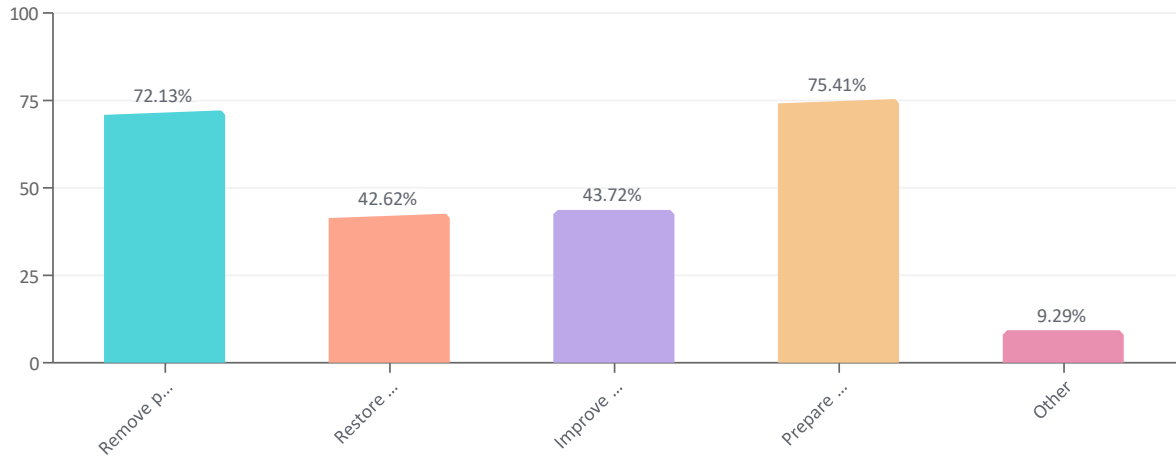


ANSWER CHOICES ▾	RESPONSES ▾	RESPONSE PERCENTAGE ▾
Yes	36	20.45 %
No	140	79.55 %

QUESTION 07 | MULTIPLE CHOICE

What do you understand to be the future goals of the clean-up effort?

Answered: **183** Skipped: **6**

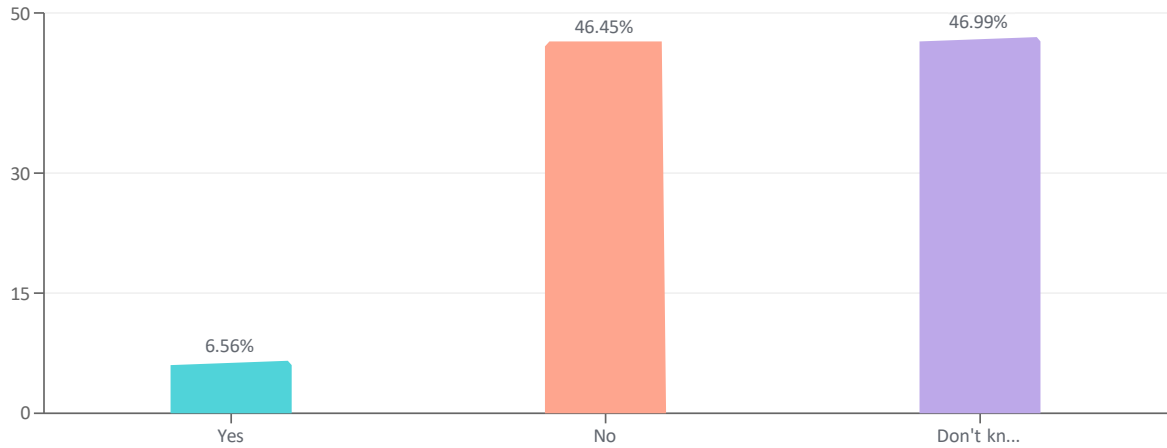


ANSWER CHOICES ▾	RESPONSES ▾	RESPONSE PERCENTAGE ▾
Remove pollution	132	72.13 %
Restore wildlife	78	42.62 %
Improve water quality	80	43.72 %
Prepare the land for future uses or development	138	75.41 %
Other	17	9.29 %

QUESTION 08 | MULTIPLE CHOICE

Do you think the media coverage has presented an accurate picture of clean-up effort activities at the Mill site?

Answered: 183 Skipped: 6

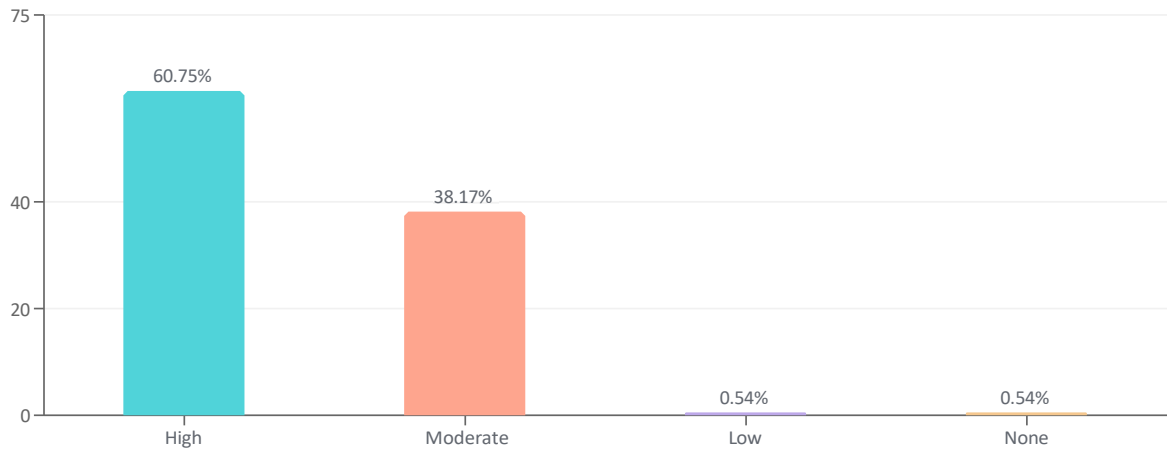


ANSWER CHOICES ▾	RESPONSES ▾	RESPONSE PERCENTAGE ▾
Yes	12	6.56 %
No	85	46.45 %
Don't know	86	46.99 %

QUESTION 09 | MULTIPLE CHOICE

Based on the information available, what is your level of interest in the Mill Site clean-up effort?

Answered: 186 Skipped: 3

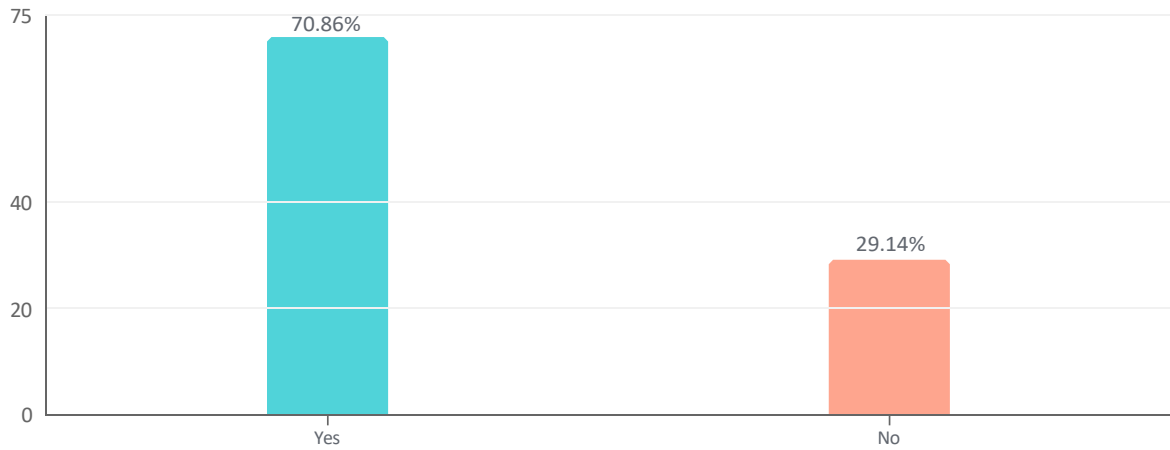


ANSWER CHOICES ▾	RESPONSES ▾	RESPONSE PERCENTAGE ▾
High	113	60.75 %
Moderate	71	38.17 %
Low	1	0.54 %
None	1	0.54 %

QUESTION 10 | MULTIPLE CHOICE

Would you be interested in attending a meeting or workshop to discuss the clean-up effort?

Answered: 175 Skipped: 14

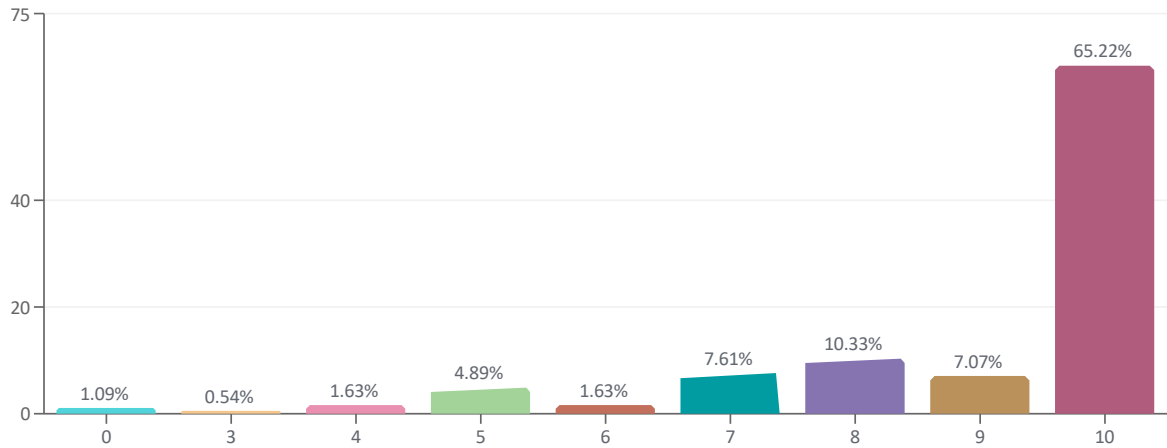


ANSWER CHOICES ▾	RESPONSES ▾	RESPONSE PERCENTAGE ▾
Yes	124	70.86 %
No	51	29.14 %

QUESTION 12 | OPINION SCALE

How important is it to you that community members have a voice in the clean-up decisions?

Answered: **184** Skipped: **5** Average: **8.94**

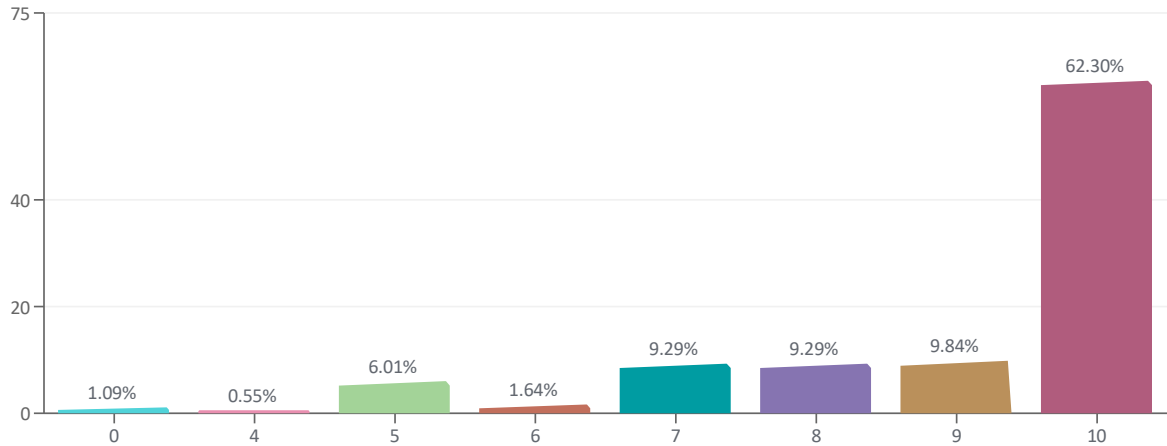


ANSWER CHOICES	RESPONSES	RESPONSE PERCENTAGE
0	2	1.09 %
3	1	0.54 %
4	3	1.63 %
5	9	4.89 %
6	3	1.63 %
7	14	7.61 %
8	19	10.33 %
9	13	7.07 %
10	120	65.22 %

QUESTION 13 | OPINION SCALE

How important do you think it is for the community to come together to address issues and make decisions?

Answered: **183** Skipped: **5** Average: **8.93**

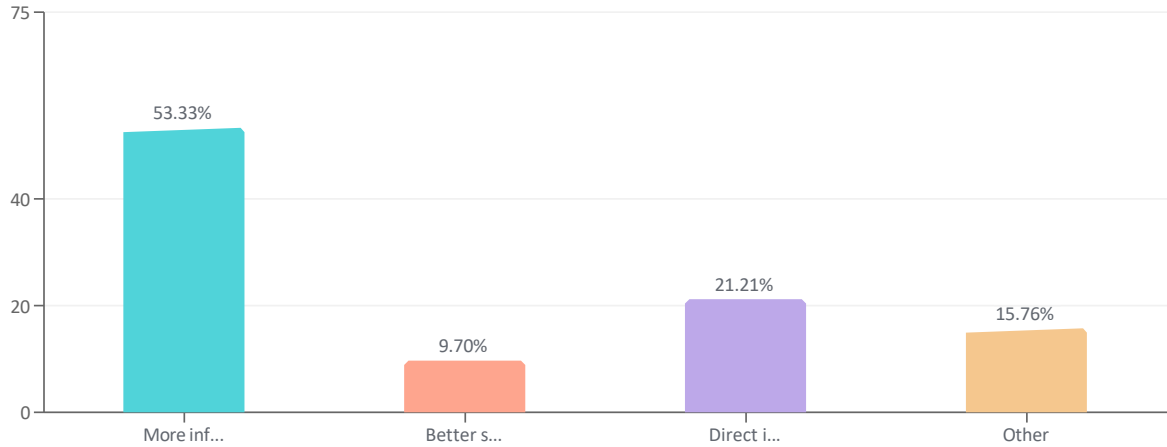


ANSWER CHOICES ▾	RESPONSES ▾	RESPONSE PERCENTAGE ▾
0	2	1.09 %
4	1	0.55 %
5	11	6.01 %
6	3	1.64 %
7	17	9.29 %
8	17	9.29 %
9	18	9.84 %
10	114	62.30 %

QUESTION 14 | MULTIPLE CHOICE

What would encourage you to get more involved?

Answered: 165 Skipped: 24

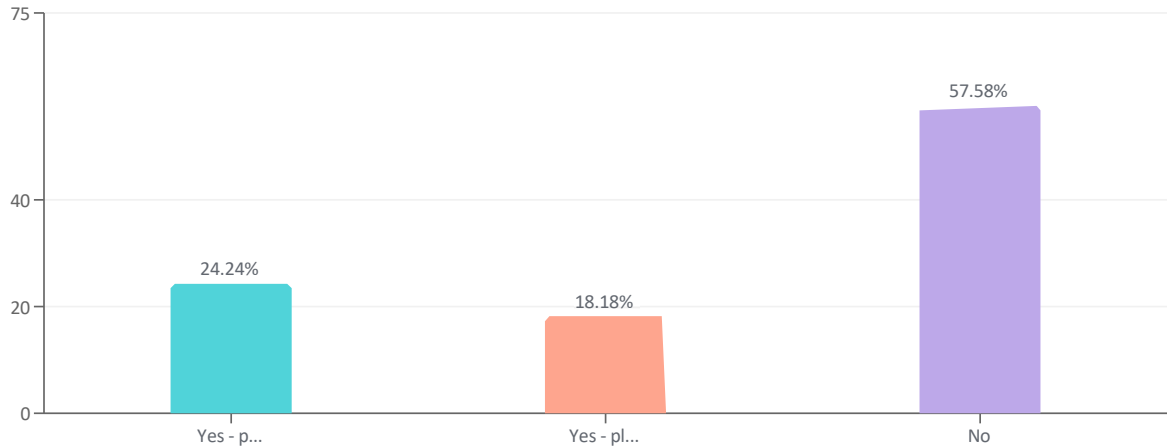


ANSWER CHOICES ▾	RESPONSES ▾	RESPONSE PERCENTAGE ▾
More information	88	53.33 %
Better scheduling	16	9.70 %
Direct invitations	35	21.21 %
Other	26	15.76 %

QUESTION 15 | MULTIPLE CHOICE

Are you interested in volunteering for tasks related to the clean-up effort?

Answered: **165** Skipped: **23**

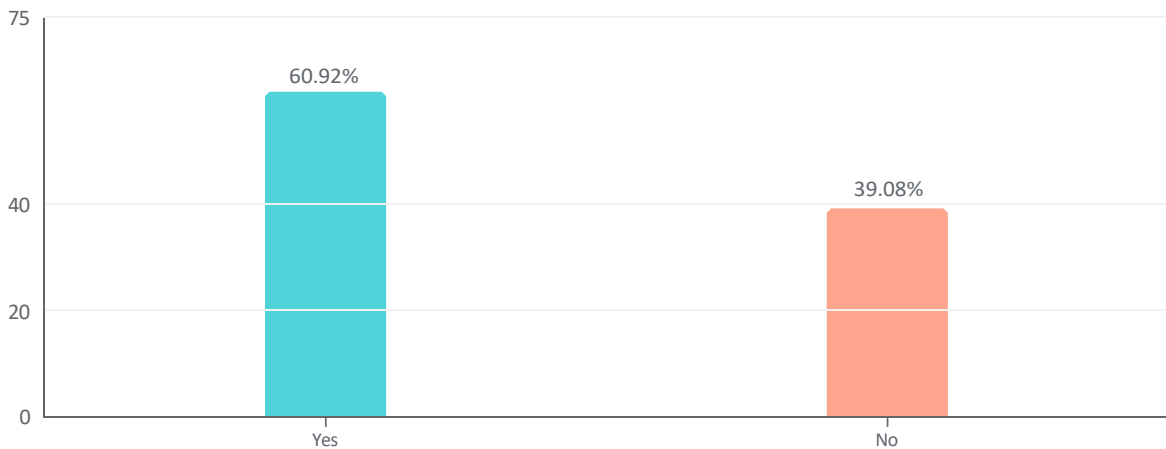


ANSWER CHOICES ▾	RESPONSES ▾	RESPONSE PERCENTAGE ▾
Yes - physical tasks like citizen science sampling	40	24.24 %
Yes - planning or organizing	30	18.18 %
No	95	57.58 %

QUESTION 16 | MULTIPLE CHOICE

Would you be interested in participating in a recurring open forum via Zoom, where community members can ask questions and engage in conversations with Technical Advisor about the Mill site clean-up effort?

Answered: 174 Skipped: 14

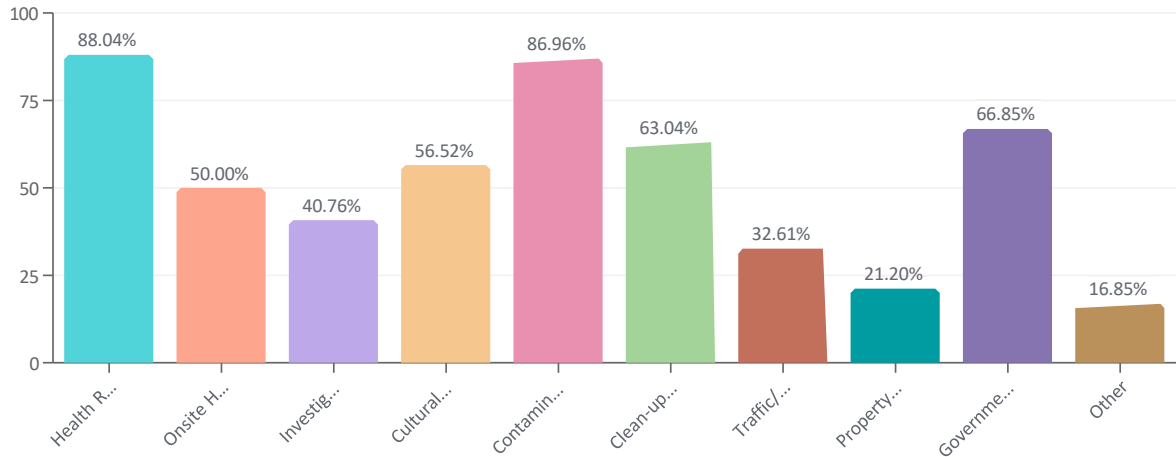


ANSWER CHOICES	RESPONSES	RESPONSE PERCENTAGE
Yes	106	60.92 %
No	68	39.08 %

QUESTION 17 | MULTIPLE CHOICE

Community Concerns: Please select all your areas of concern regarding the former mill site and its future.

Answered: 184 Skipped: 5

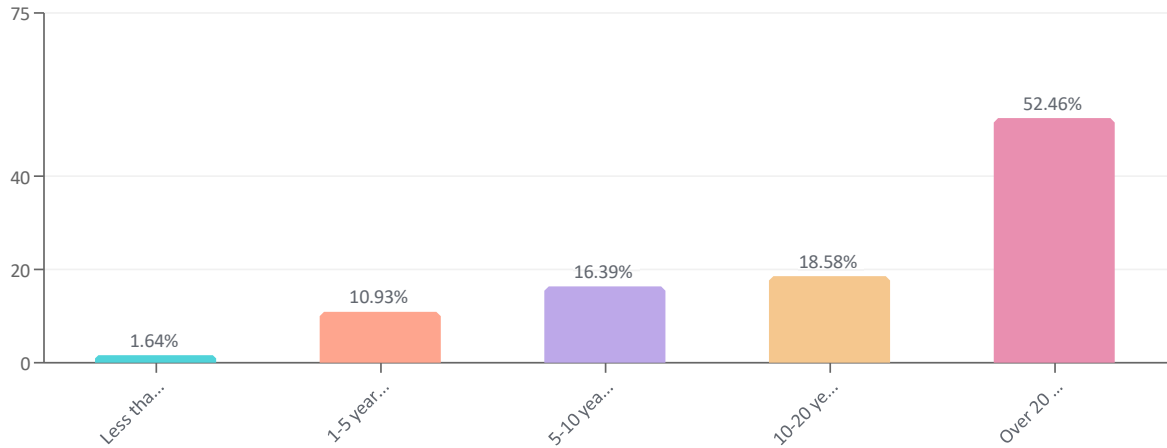


ANSWER CHOICES ▾	RESPONSES ▾	RESPONSE PERCENTAGE ▾
Health Risks	162	88.04 %
Onsite Historical Uses/Activities	92	50.00 %
Investigation Methods	75	40.76 %
Cultural/Historical Preservation	104	56.52 %
Contamination Levels	160	86.96 %
Clean-up effort Duration	116	63.04 %
Traffic/Transportation	60	32.61 %
Property Valuation	39	21.20 %
Government Oversight of the clean-up effort	123	66.85 %
Other	31	16.85 %

QUESTION 18 | MULTIPLE CHOICE

How long have you lived in or around Fort Bragg, or on the Mendocino Coast?

Answered: **183** Skipped: **6**

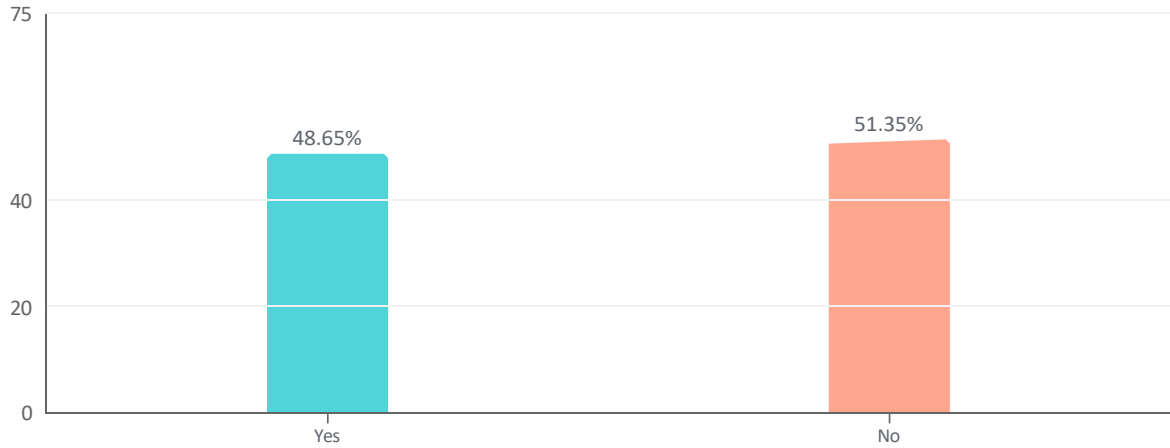


ANSWER CHOICES ▾	RESPONSES ▾	RESPONSE PERCENTAGE ▾
Less than 1 year	3	1.64 %
1-5 years	20	10.93 %
5-10 years	30	16.39 %
10-20 years	34	18.58 %
Over 20 years	96	52.46 %

QUESTION 19 | MULTIPLE CHOICE

Did you live in Fort Bragg or on the Mendocino Coast while the sawmill was in operation?

Answered: 185 Skipped: 2

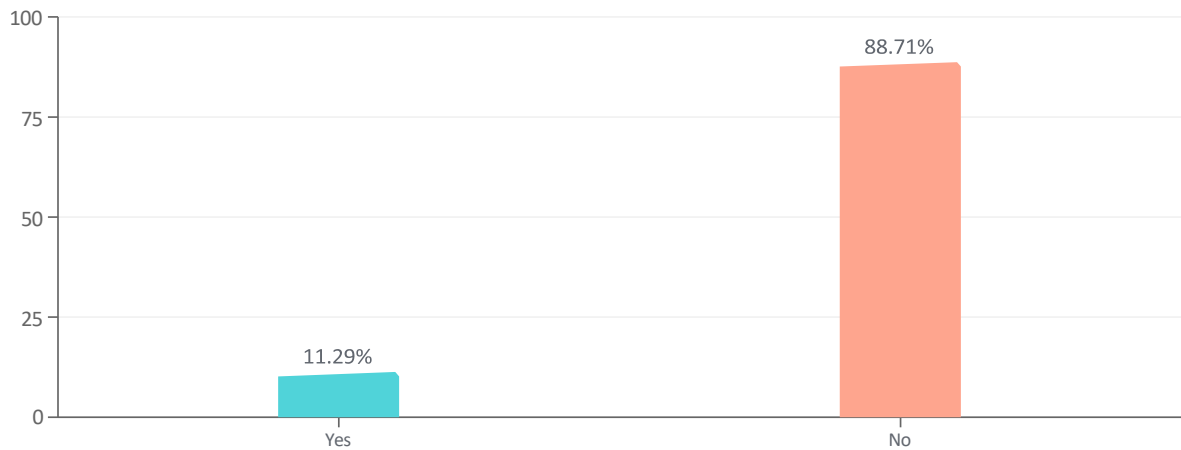


ANSWER CHOICES ▾	RESPONSES ▾	RESPONSE PERCENTAGE ▾
Yes	90	48.65 %
No	95	51.35 %

QUESTION 20 | MULTIPLE CHOICE

Did you or member(s) of your family work at the Union Lumber/Georgia Pacific sawmill, the plywood plant, or other operations on the mill site?

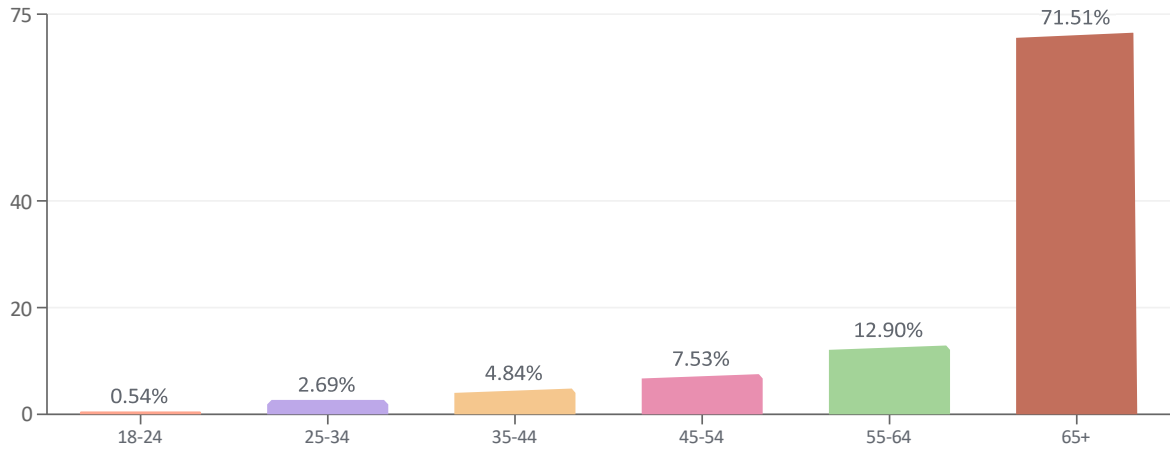
Answered: 186 Skipped: 3



ANSWER CHOICES ▾	RESPONSES ▾	RESPONSE PERCENTAGE ▾
Yes	21	11.29 %
No	165	88.71 %

What is your age group?

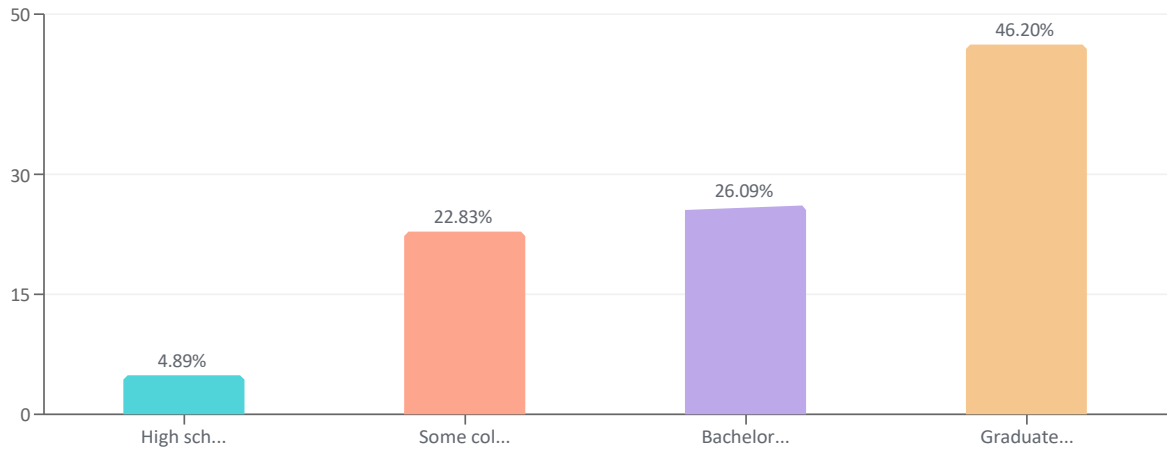
Answered: **186** Skipped: **3**



ANSWER CHOICES ▾	RESPONSES ▾	RESPONSE PERCENTAGE ▾
18-24	1	0.54 %
25-34	5	2.69 %
35-44	9	4.84 %
45-54	14	7.53 %
55-64	24	12.90 %
65+	133	71.51 %

What is your highest level of formal education?

Answered: 184 Skipped: 5

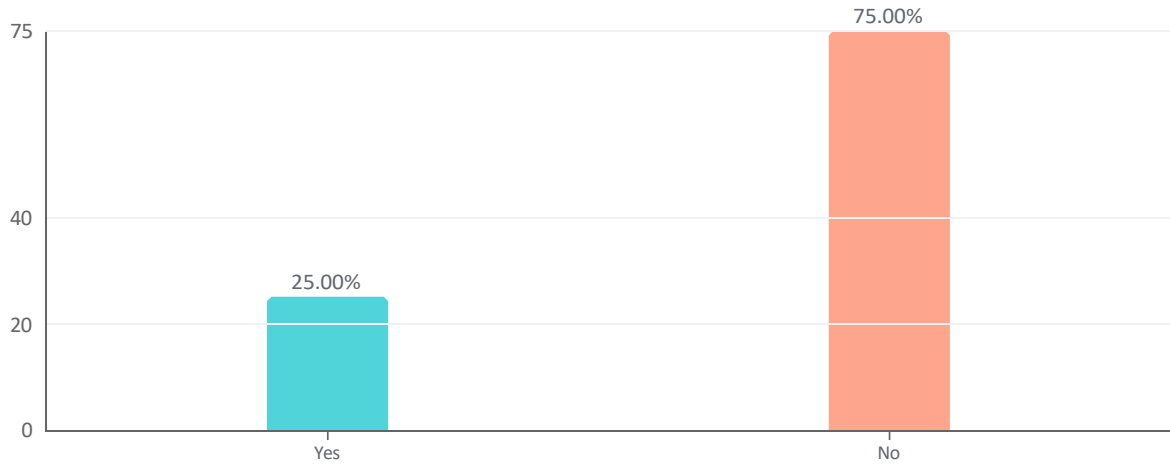


ANSWER CHOICES ▾	RESPONSES ▾	RESPONSE PERCENTAGE ▾
High school or less	9	4.89 %
Some college	42	22.83 %
Bachelor's degree	48	26.09 %
Graduate or professional degree	85	46.20 %

QUESTION 24 | MULTIPLE CHOICE

Are you familiar with the Project HERE
Webpage? (<https://www.project-here.org>)

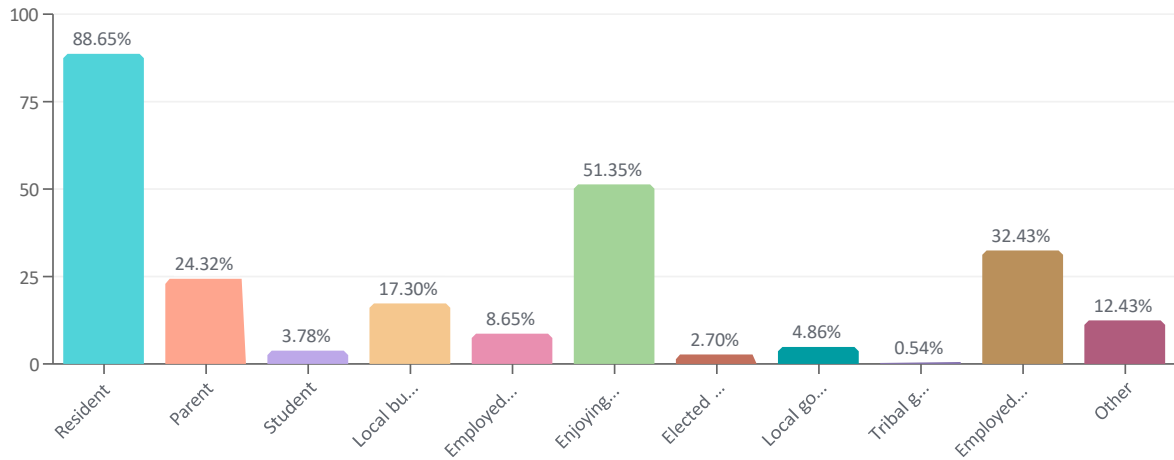
Answered: **184** Skipped: **2**



ANSWER CHOICES ▾	RESPONSES ▾	RESPONSE PERCENTAGE ▾
Yes	46	25.00 %
No	138	75.00 %

What is your role in your local community? (select all that apply)

Answered: **185** Skipped: **4**



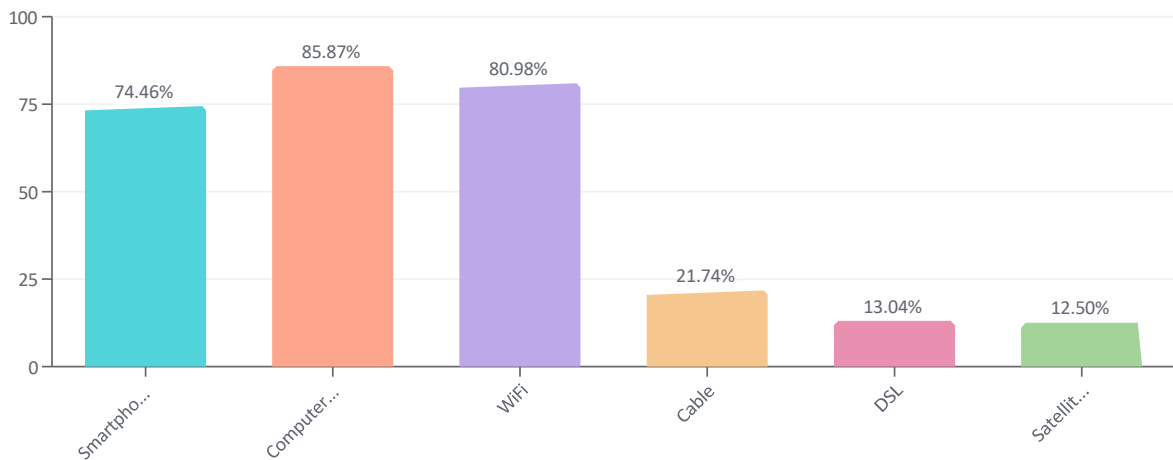
ANSWER CHOICES ▼	RESPONSES ▼	RESPONSE PERCENTAGE ▼
Resident	164	88.65 %
Parent	45	24.32 %
Student	7	3.78 %
Local business owner	32	17.30 %
Employed by a local business	16	8.65 %
Enjoying retirement	95	51.35 %
Elected official	5	2.70 %
Local government member or worker	9	4.86 %
Tribal government member, employee or tribal member	1	0.54 %
Employed by or a volunteer with a non-profit or community / cultural organization serving the local area	60	32.43 %

ANSWER CHOICES	RESPONSES	RESPONSE PERCENTAGE
Other	23	12.43 %

QUESTION 26 | MULTIPLE CHOICE

What internet access do you have, or how do you access the internet? (select all that apply)

Answered: 184 Skipped: 4



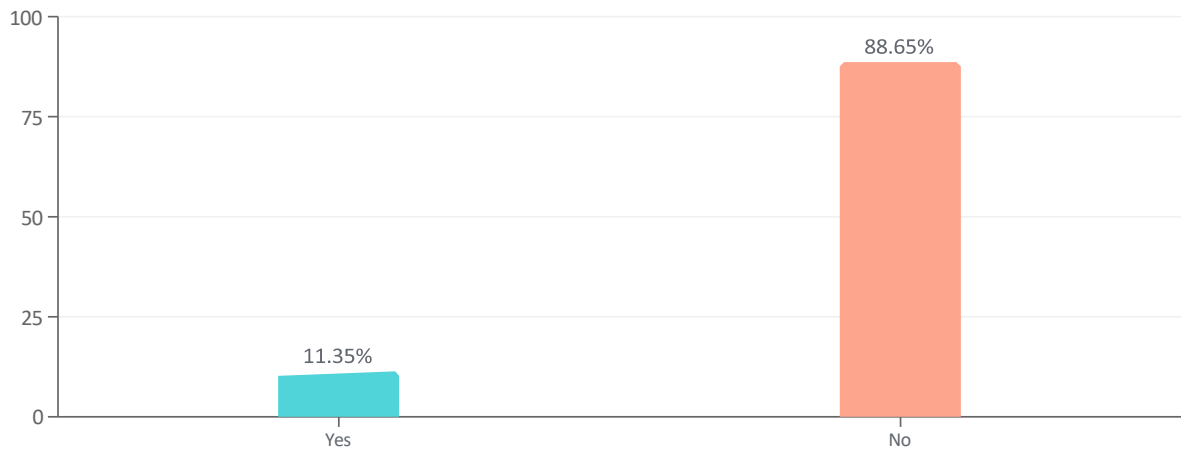
ANSWER CHOICES	RESPONSES	RESPONSE PERCENTAGE
Smartphone or tablet	137	74.46 %
Computer or laptop	158	85.87 %
WiFi	149	80.98 %
Cable	40	21.74 %
DSL	24	13.04 %
Satellite (Dish, Starlink, etc.)	23	12.50 %

QUESTION 27 | MULTIPLE CHOICE

Do you use EnviroStor?

EnviroStor is the Department of Toxic Substances Control's data management system for tracking our clean-up effort, permitting, enforcement and investigation efforts at hazardous waste facilities and sites with known contamination or sites where there may be reasons to investigate further. https://www.envirostor.dtsc.ca.gov/public/profile_report?global_id=23240008

Answered: **185** Skipped: **3**

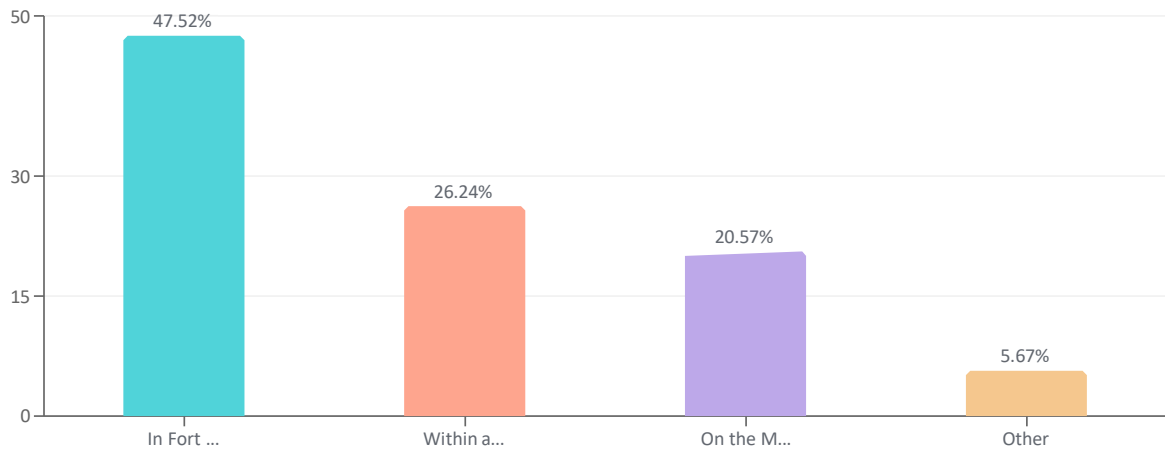


ANSWER CHOICES ▾	RESPONSES ▾	RESPONSE PERCENTAGE ▾
Yes	21	11.35 %
No	164	88.65 %

QUESTION 30 | MULTIPLE CHOICE

Where do you live?

Answered: 141 Skipped: 1



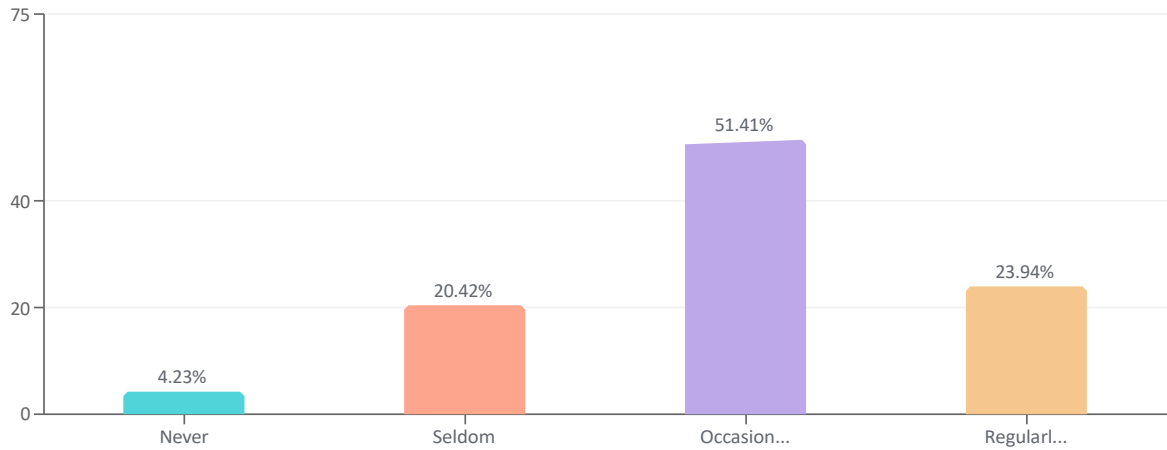
ANSWER CHOICES ▾	RESPONSES ▾	RESPONSE PERCENTAGE ▾
In Fort Bragg City Limits	67	47.52 %
Within about 5 miles of Fort Bragg	37	26.24 %
On the Mendocino Coast	29	20.57 %
Other	8	5.67 %

OPTIONAL QUESTIONS

QUESTION 31 | MULTIPLE CHOICE

How often do you attend community events or meetings?

Answered: **142** Skipped: **0**



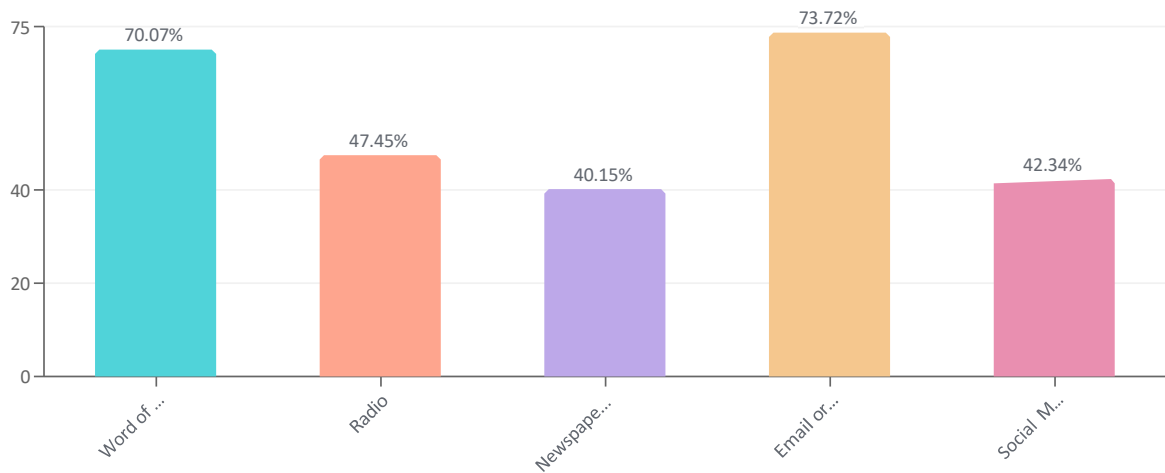
ANSWER CHOICES ▾	RESPONSES ▾	RESPONSE PERCENTAGE ▾
Never	6	4.23 %
Seldom	29	20.42 %
Occasionally	73	51.41 %
Regularly	34	23.94 %

OPTIONAL QUESTIONS

QUESTION 32 | MULTIPLE CHOICE

How do you typically receive information about community events and news?

Answered: **137** Skipped: **4**



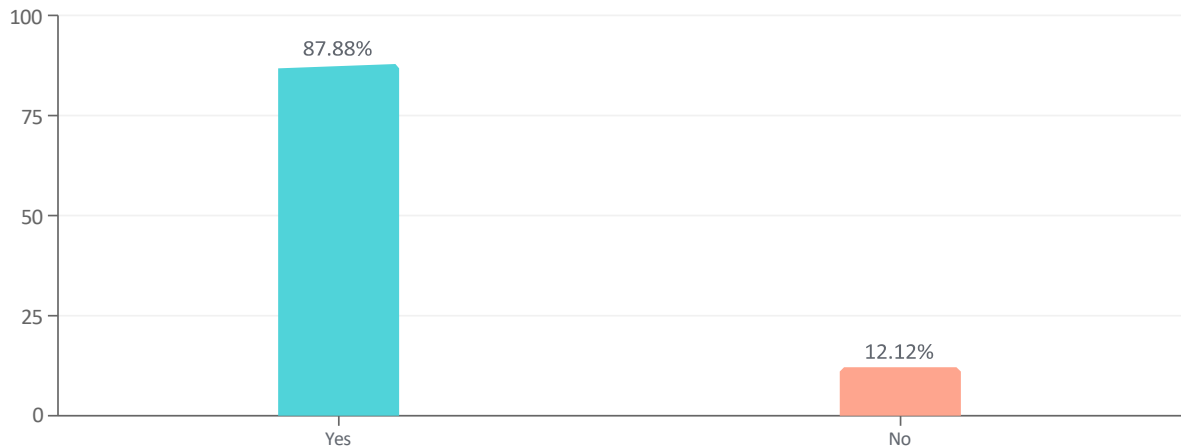
ANSWER CHOICES ▾	RESPONSES ▾	RESPONSE PERCENTAGE ▾
Word of mouth - friends	96	70.07 %
Radio	65	47.45 %
Newspapers	55	40.15 %
Email or text	101	73.72 %
Social Media	58	42.34 %

OPTIONAL QUESTIONS

QUESTION 34 | MULTIPLE CHOICE

Have you ever participated in volunteer opportunities within your community, and if so, which ones?

Answered: **132** Skipped: **9**



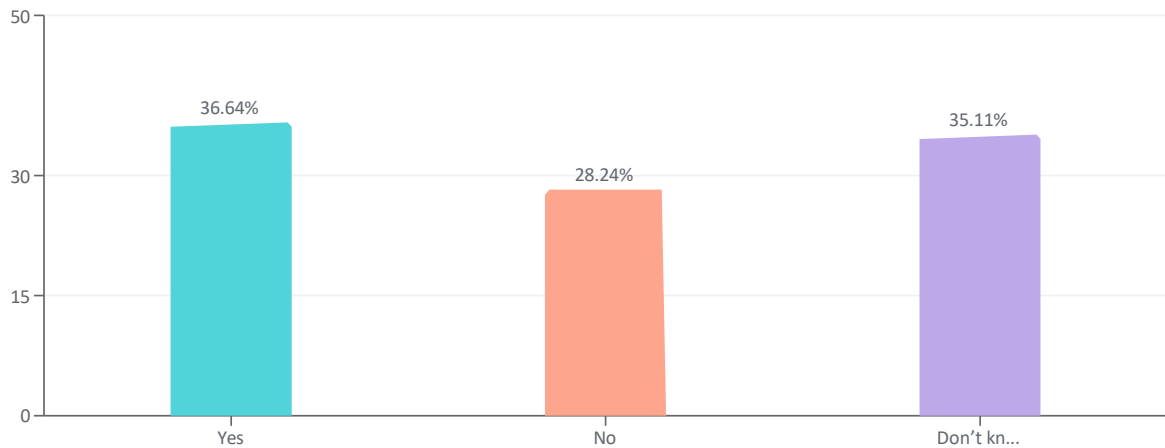
ANSWER CHOICES ▾	RESPONSES ▾	RESPONSE PERCENTAGE ▾
Yes	116	87.88 %
No	16	12.12 %

OPTIONAL QUESTIONS

QUESTION 36 | MULTIPLE CHOICE

Do you feel that your voice is heard and your opinions are valued by community leaders and decision-makers?

Answered: **131** Skipped: **10**



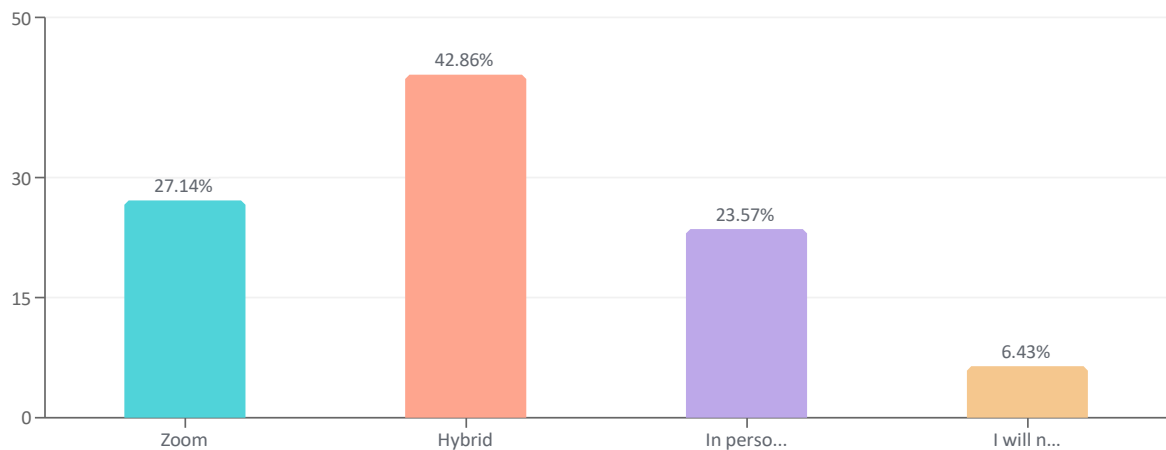
ANSWER CHOICES ▾	RESPONSES ▾	RESPONSE PERCENTAGE ▾
Yes	48	36.64 %
No	37	28.24 %
Don't know or does not apply	46	35.11 %

OPTIONAL QUESTIONS

QUESTION 37 | MULTIPLE CHOICE

If we hold a public meeting about the clean-up effort, which format would you prefer?

Answered: **140** Skipped: **1**



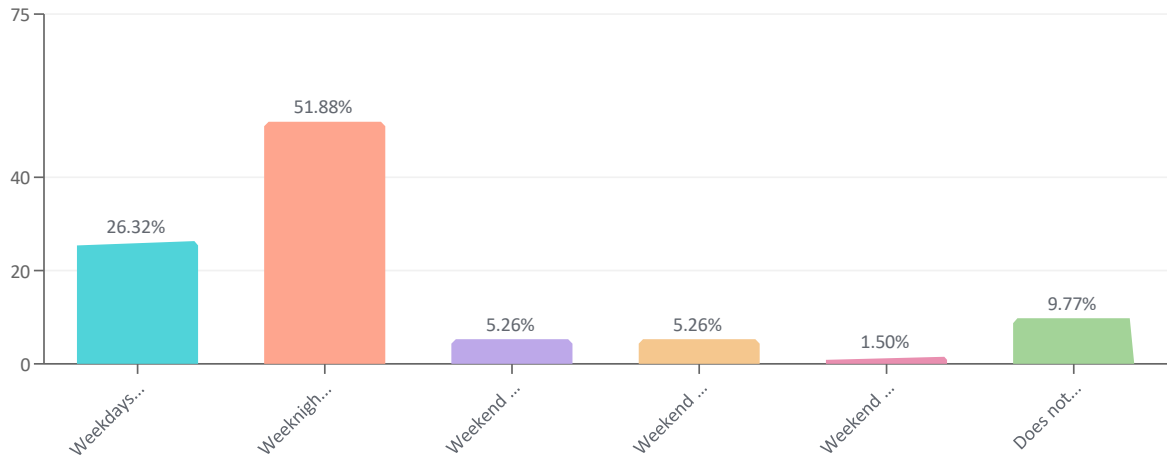
ANSWER CHOICES ▾	RESPONSES ▾	RESPONSE PERCENTAGE ▾
Zoom	38	27.14 %
Hybrid	60	42.86 %
In person	33	23.57 %
I will not attend a community meeting	9	6.43 %

OPTIONAL QUESTIONS

QUESTION 38 | MULTIPLE CHOICE

What is the best time for you to attend a community meeting?

Answered: **133** Skipped: **8**



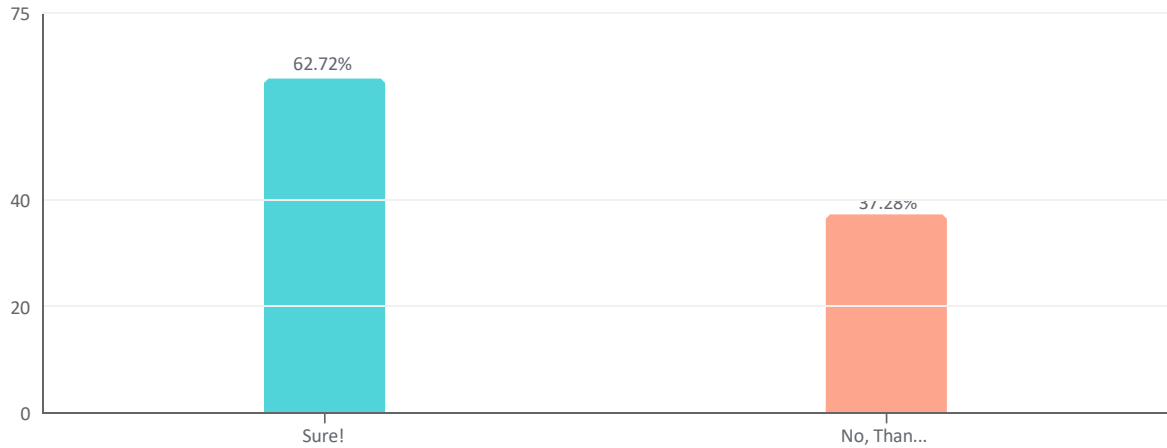
ANSWER CHOICES ▾	RESPONSES ▾	RESPONSE PERCENTAGE ▾
Weekdays (9am - 5pm)	35	26.32 %
Weeknights (5pm or later)	69	51.88 %
Weekend Mornings	7	5.26 %
Weekend Afternoons	7	5.26 %
Weekend Evenings	2	1.50 %
Does not apply to me	13	9.77 %

QUESTION 39 | MULTIPLE CHOICE

Would you like us to contact you about future events from Project- HERE?

Personal information will not be shared with any other organizations.

Answered: **169** Skipped: **8**



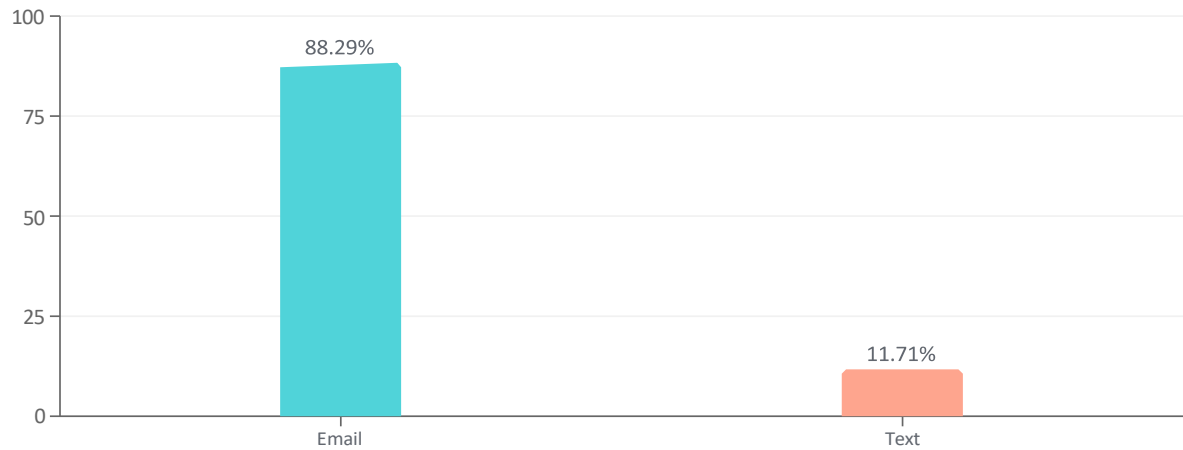
ANSWER CHOICES ▾	RESPONSES ▾	RESPONSE PERCENTAGE ▾
Sure!	106	62.72 %
No, Thank you.	63	37.28 %

CONTACT INFO

QUESTION 41 | MULTIPLE CHOICE

Would you prefer email, text or phone?

Answered: 111 Skipped: 4

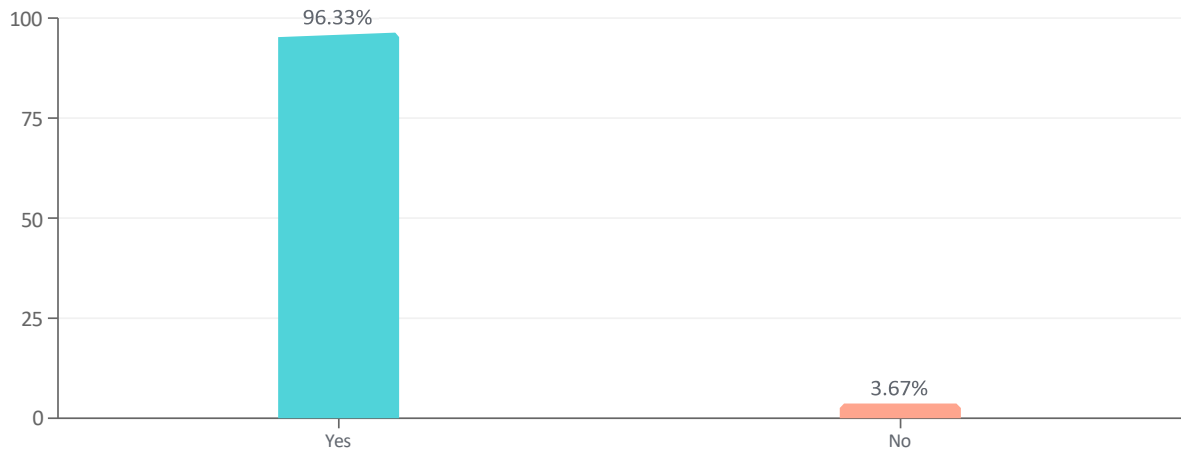


ANSWER CHOICES ▾	RESPONSES ▾	RESPONSE PERCENTAGE ▾
Email	98	88.29 %
Text	13	11.71 %

QUESTION 42 | MULTIPLE CHOICE

Would you like to be added to our email list?

Answered: 109 Skipped: 6



ANSWER CHOICES ▾	RESPONSES ▾	RESPONSE PERCENTAGE ▾
Yes	105	96.33 %
No	4	3.67 %

