

4. Central Office Activities & Financial Results

Proposal for GIIGNL events

- EXECUTIVE COM

- One day meeting
- Focus on GIIGNL activities and GA preparation
- To be held in Paris
- Organized by Central Office

- GENERAL ASSEMBLY

- Sponsored by a syndicate of Members
- Location managed by the Regional Vice President
- Regional Rotation
 - 2024: Asia
 - 2025 : Americas
 - 2026 : Europe
 - 2027 : Asia

GIIGNL new brand and website

Logos



GIIGNL new brand and website

Colors & Fonts

Petrole primary

C60 M32 J0 N79

R21 V36 B53

#152435

Ocean Secondary

C78 M47 J0 N35

R36 V88 B167

#2458A7

Turquoise Tertiary

C55 M0 J0 N17

R94 V211 B211

#5ED3D3

Light blue neutral

C16 M6 J0 N8

R213 V238 B243

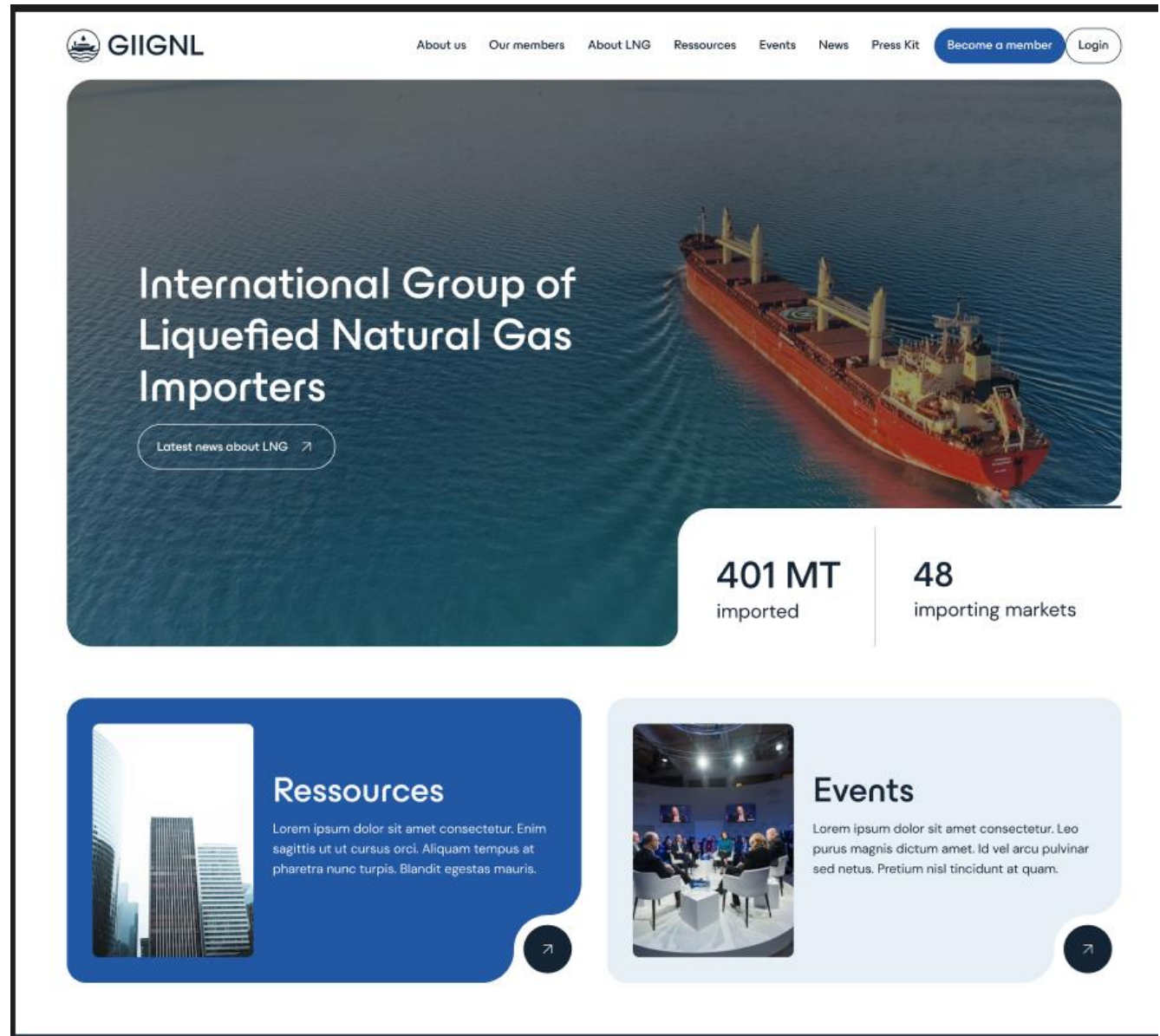
#C5DBEA

ES Build

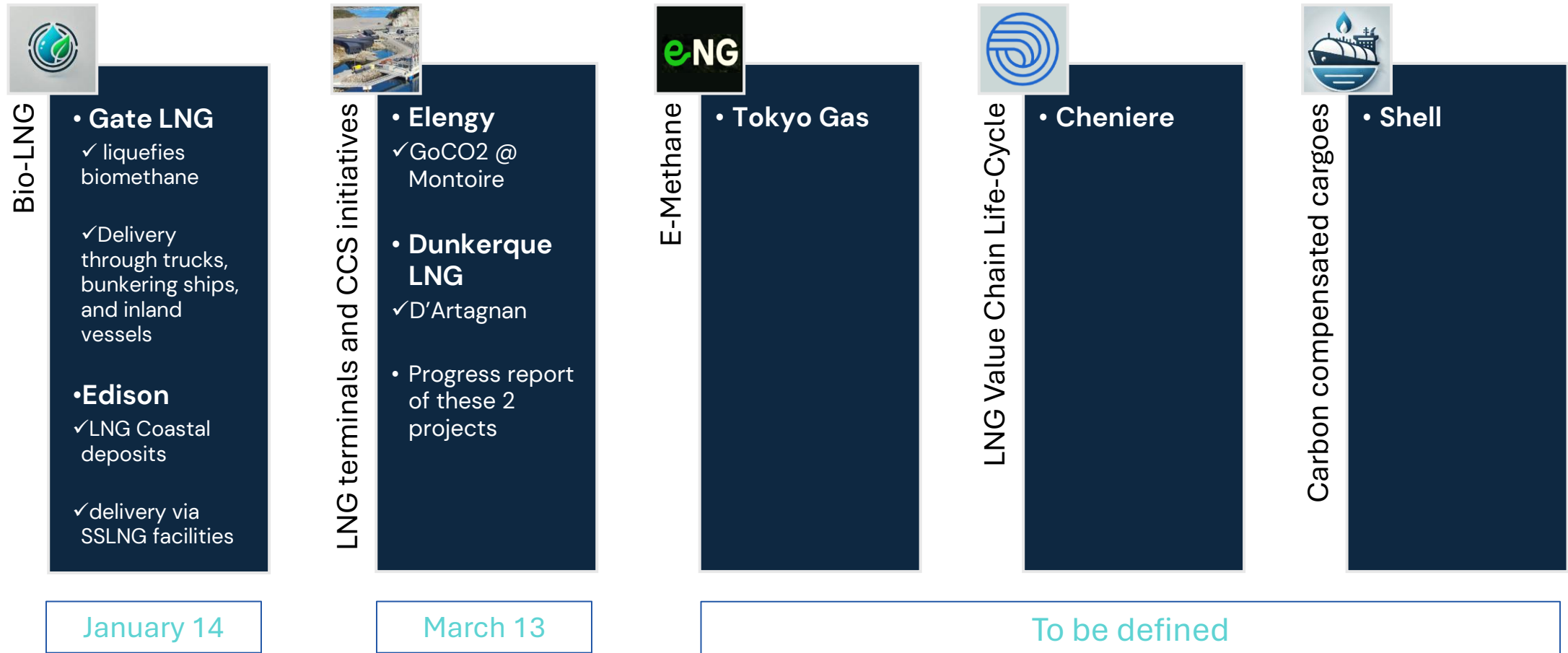
Aa

DM Sans

Aa

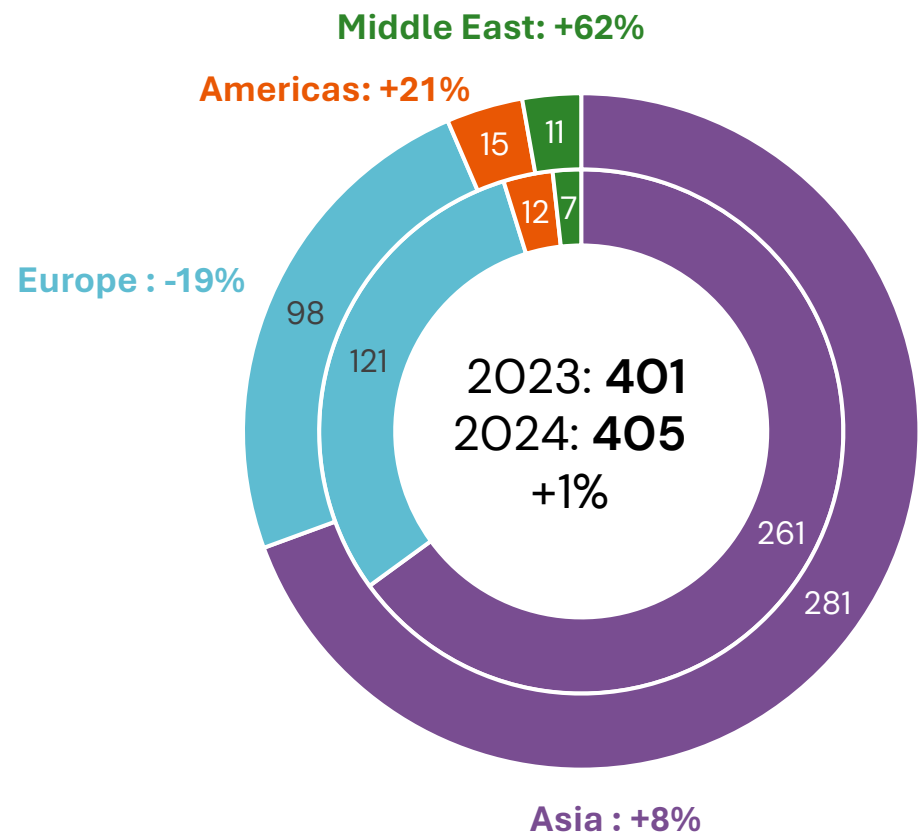


Knowledge Sharing Sessions 2025

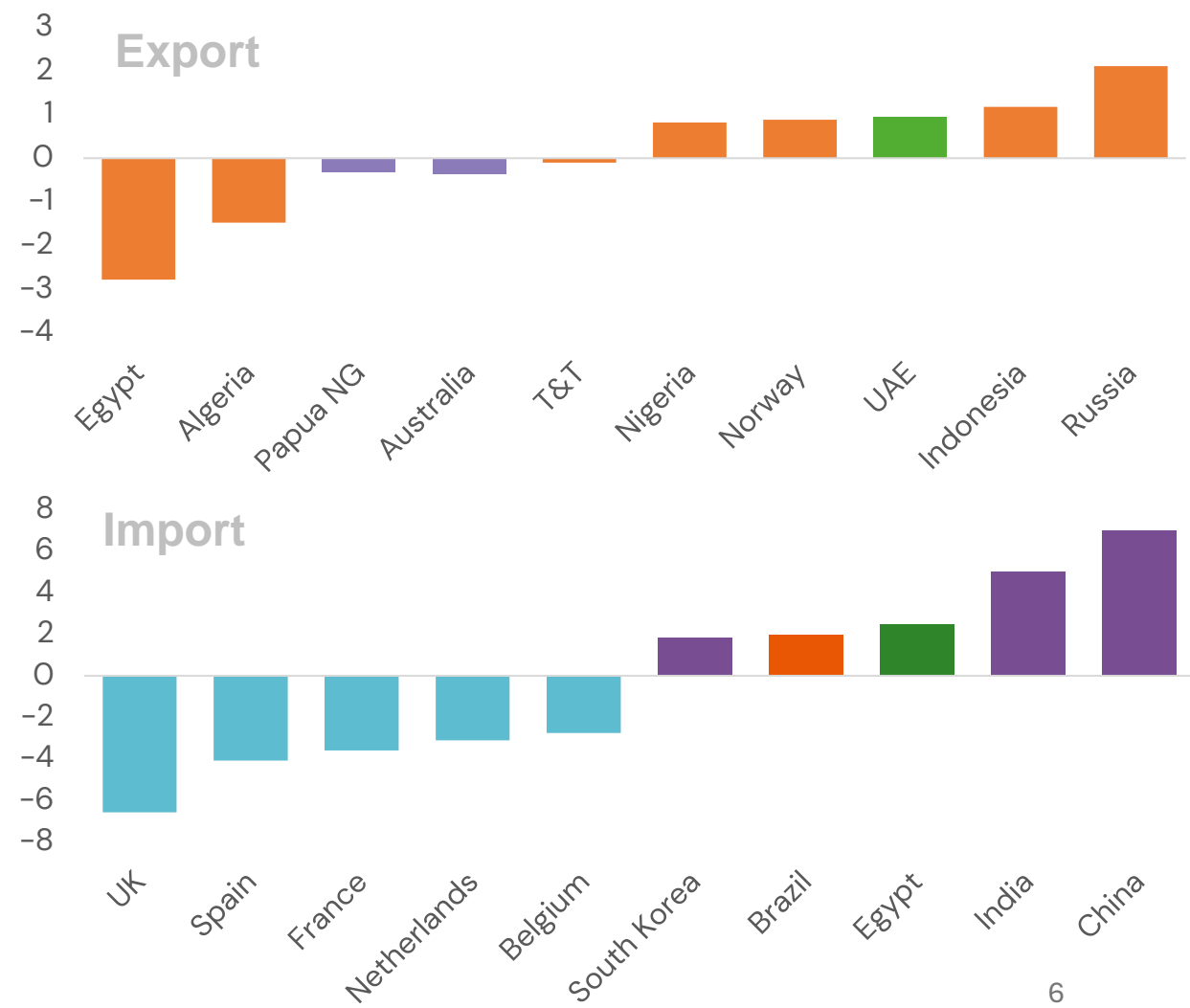


Annual Report 2025

LNG Net import by region (MT)



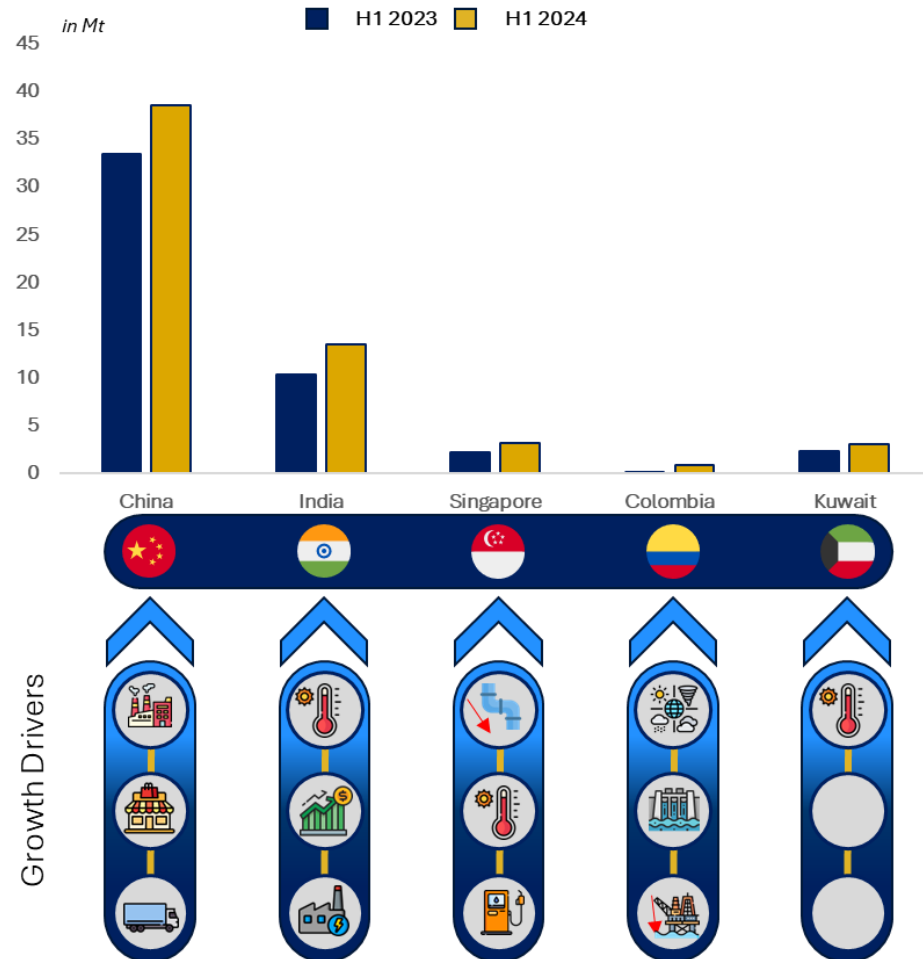
Top Variations 2024 vs 2023 (MT)



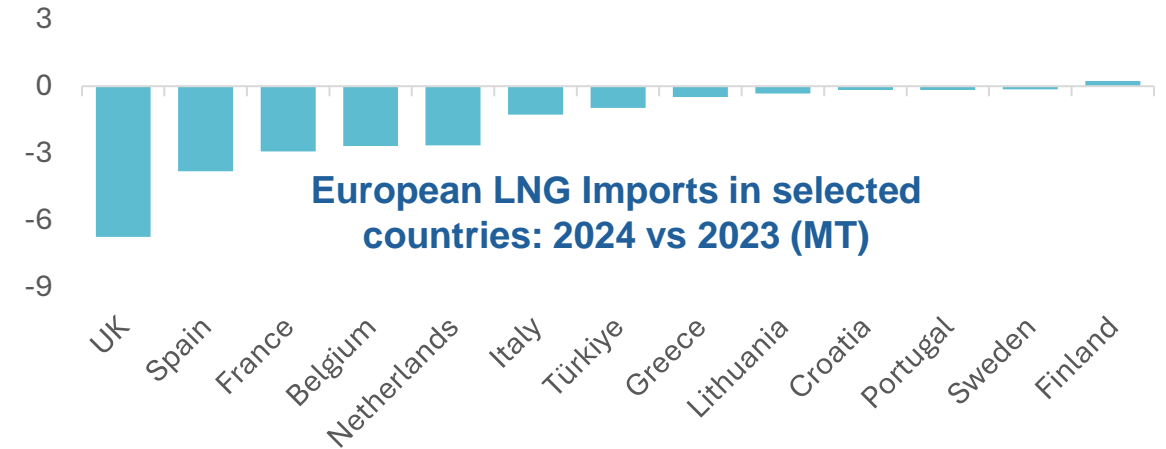
Market Update Webinars

July 2024

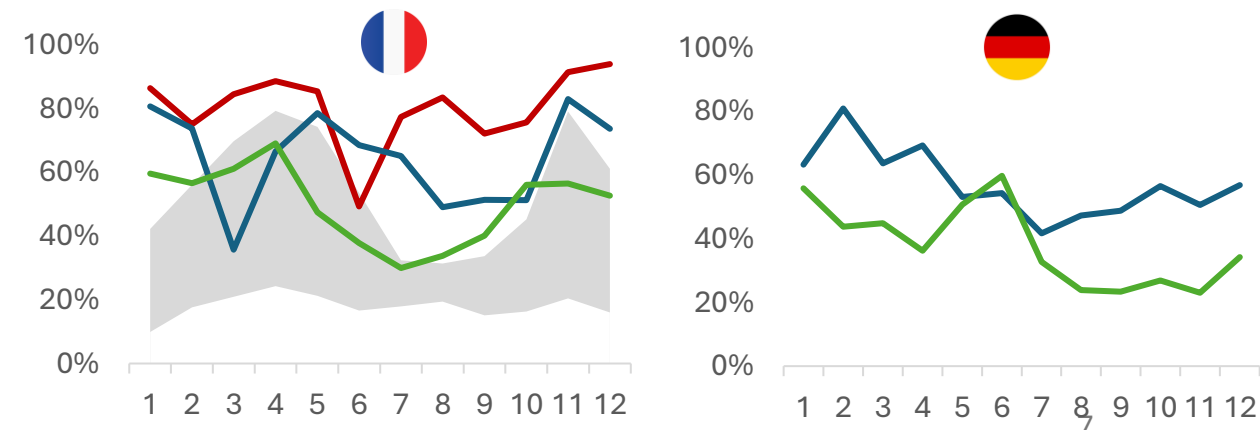
Top 5 Positive Variations



January 2025



Monthly Utilization rate of regasification capacity

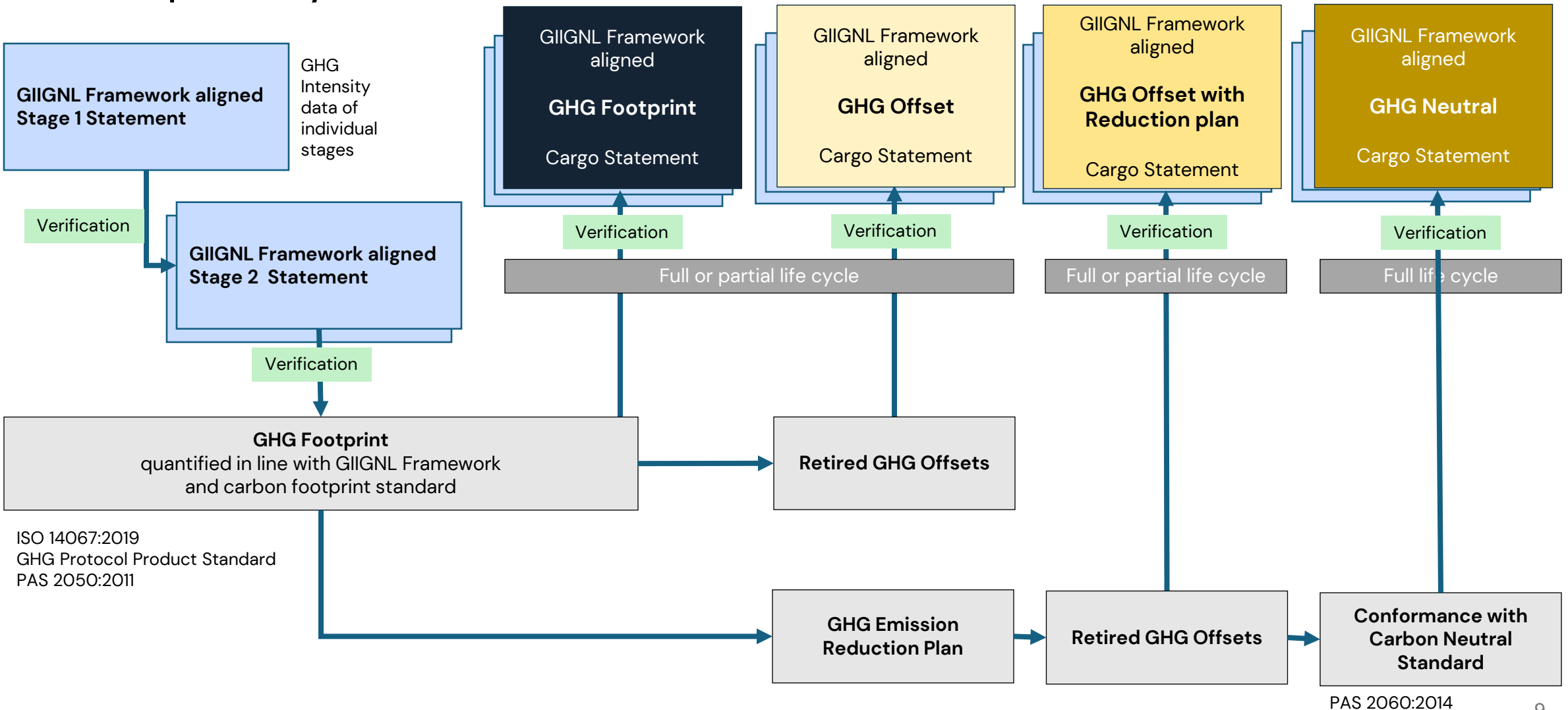


MRV Framework (1/2)

- Joint work with Equinor on a XL template
- Update for a v2.
 - Change the name
 - V1: GIIGNL MRV and GHG Neutral LNG Framework
 - V2: GIIGNL GHG MRV Framework
 - Content changes
 - Less focus on full life-cycle emissions;
 - Alleviating the “verification” required for each kind of statements (either stage or cargo);
 - Ensure consistency with EU Methane Regulation.

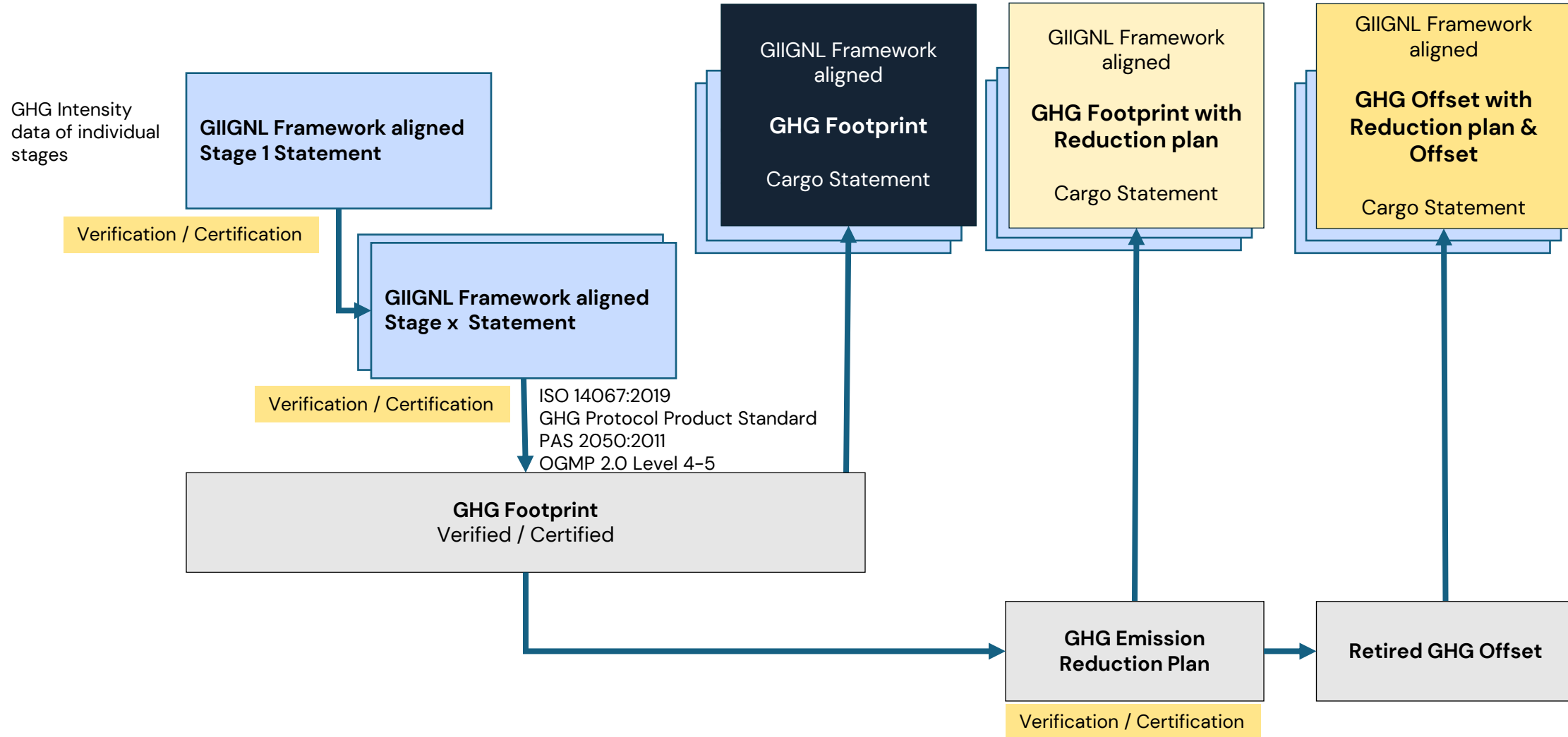
MRV Framework (2/3)

V1 pathways



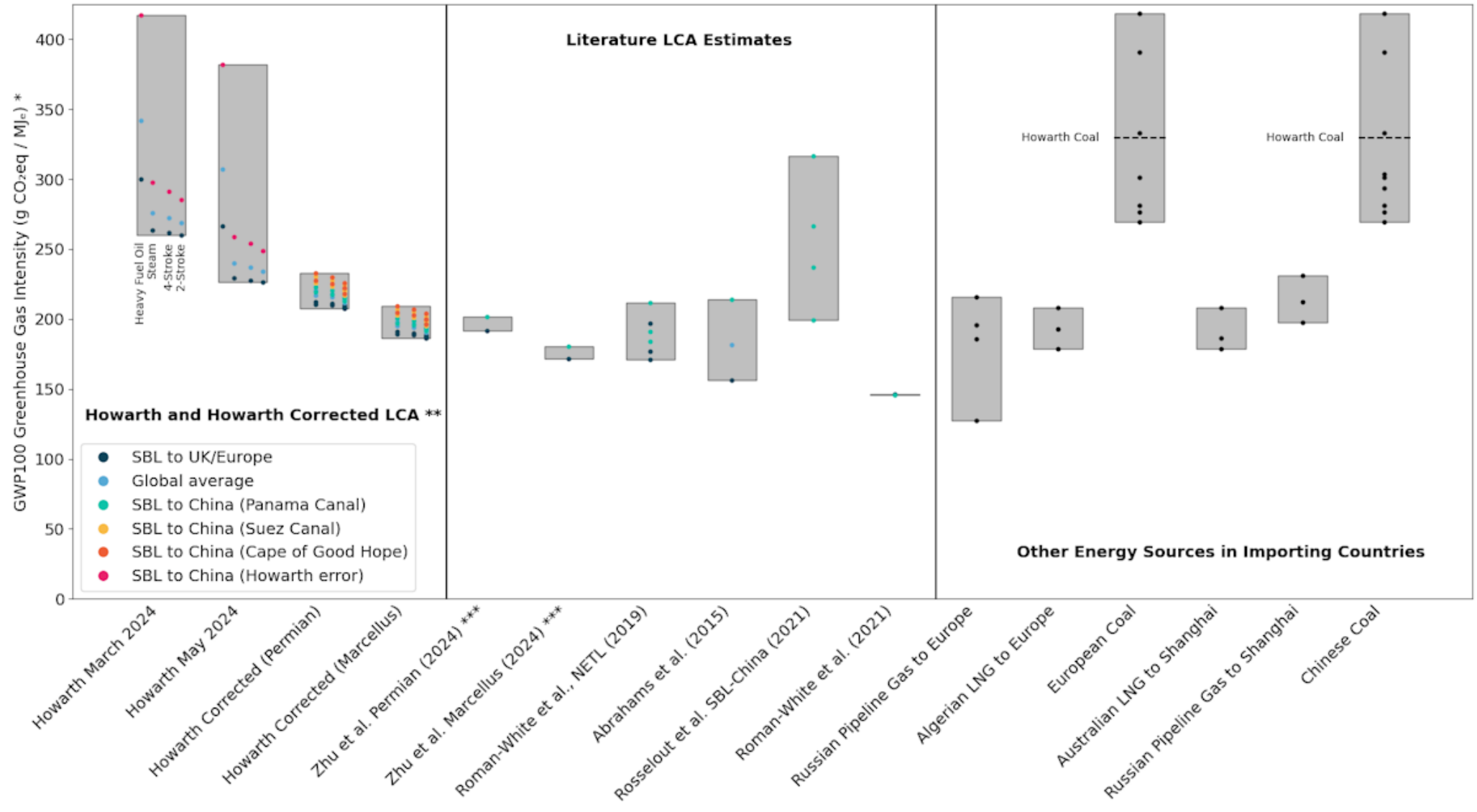
MRV Framework (3/3)

V2 pathways



Advocacy on the role of LNG in the Energy transition

LNG vs COAL for power generation



Support to Study Groups in 2024

- 43rd CSG Meeting Online
- 74th TSG Meeting in Groningen
- 75th TSG Meeting in London



GIIGNL CSG TASK FORCES

New Gases

- First Meeting on January 31, 2025
- Deliverables
 - ✓ Update of key parameters
 - ✓ Assess the enablers and hurdles existing in the current European regulation
 - ✓ Benchmark the similar publications
 - ✓ Enlarge the geographical scope to include Latin America, at least Brazil, as a source for new gases
 - ✓ Put into perspective the comparative advantages of methane molecules versus new molecules

EU Methane Emission Regulation (EUMER)

- First meeting on February 24, 2025
 - ✓ Presentation of EUROGAS proposal for the commission
 - ✓ MiQ presentation
- Meeting on March 2025 to Identify potential deliverables of the TF such as:
 - ✓ Adapting the GIIGNL GHG MRV Framework to ease the reporting required by EUMER

Profit & Loss

Euros

In EURO	2023 Actual	2024 Budget	2024 Actual
Revenues from Member Fees	984 669	1 138 300	1 085 700
Other Revenues	0		1 516
Revenues	984 669	1 138 300	1 087 216
Office rental	169 573	170 000	195 403
Labor cost (charges included)	721 066	490 000	372 646
Consultancy fees	153 920	190 000	242 123
Other charges	421 070	400 000	327 240
Expenses	1 465 629	1 250 000	1 137 412
Operating Income	-480 960	-111 700	-50 197
Financial Income	54 169		59 107
Net Income	-426 791	-111 700	8 910

Balance Sheet

Euros

Assets		
	Year 2024	Year 2023
Long term assets	50 523	49 570
Receivables	78 300	69 400
Other Receivables	1 143	494
Marketable securities	938 230	1 176 651
Cash & cash equivalents	517 443	138 093
Prepaid expenses	47 509	25 233
Total Assets	1 633 149	1 459 441

Liabilities		
	Year 2024	Year 2023
Retained earnings	1 137 499	1 564 290
Net income	8 910	-426 791
<i>Total net equity</i>	<i>1 146 409</i>	<i>1 137 499</i>
Trade and other payables	454 095	229 487
Tax and employee-related liab.	29 036	76 945
Other debts	3 610	15 510
Prepaid received		-
Total Liabilities	1 633 149	1 459 441

Budget 2025 – 2026

Euros

Consultancy fees	2023 Actual	2024 Actual	2025 Budget	2026 Budget
Revenues from Member Fees	984 669	1 085 700	1 219 900	1 267 000
Other Revenues		1 516		
Revenues	984 669	1 087 216	1 223 500	1 267 000
Office rental	169 573	195 403	200 000	200 000
Labor cost (charges included)	721 066	372 646	570 000	550 000
Consultancy fees	153 920	242 123	100 000	130 000
Other charges	421 070	327 240	380 000	400 000
Expenses	1 465 629	1 137 412	1 250 000	1 280 000
Operating Income	-480 960	-50 197	-26 500	-13 000
Financial Income	54 169	59 107		
Net Income	-426 791	8 910	-26 500	-13 000