

# Forex Market Review and Outlook

## ~ USD/JPY and USD/CNH ~

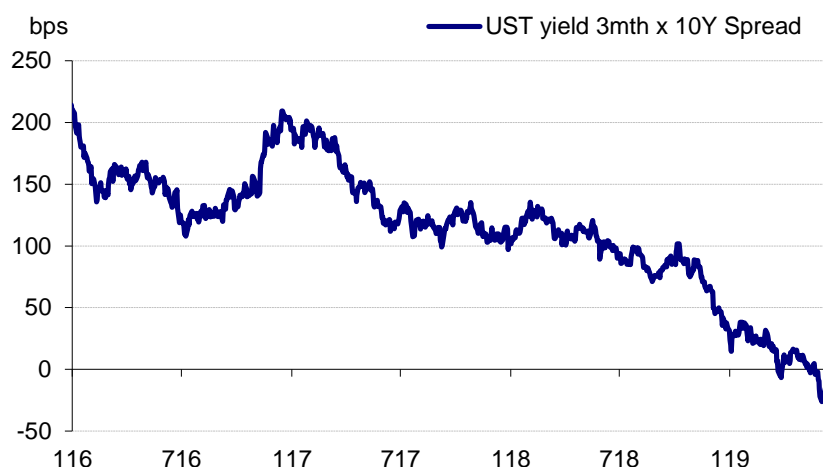
Ken Cheung

Asian FX Strategist, Treasury Banking Section  
Hong Kong Treasury Department, Global Markets Division  
Mizuho Bank, Ltd.

### USD/JPY 2019 H1 Review

USD/JPY rebounded to as much as 112 level after the flash crash to 104.87 in early January. Alongside the positive development in China-US trade negotiations, the Fed turned more neutral and safe-haven demand retreated. While market expected China and US to make a trade deal soon in May, Trump suddenly reversed its course and implemented tariffs hikes to 25% on USD 200bn Chinese goods. The re-escalation of China-US trade tensions frightened investors and interest rate market priced in Fed's rate cut cycle to kick off later this year. Subsequently, Fed's Chair Powell dropped the patient approach while pledged to deliver a faster action to support labour market and inflation meeting with the mandate. 10Y UST yield tumbled to around 2.0% from 2.6% in Q2 on mounting trade war risk and Fed's rate cut expectation, while UST yield curve partially inverted again, with 3-month/10Y spread falling to the most negative level since Global Financial Crisis (See Fig. 1).

**Fig. 1: Inverted UST yield curve projecting Fed's rate cut**

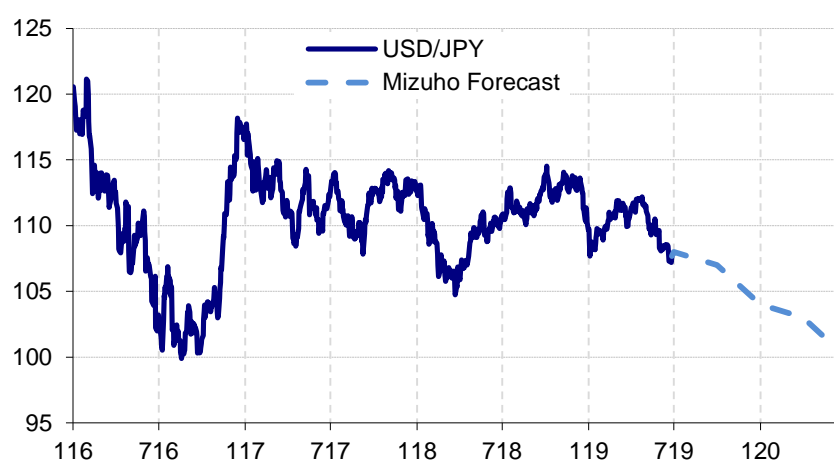


Source: Bloomberg

### USD/JPY 2019 H2 Preview

We expect USD/JPY to fall back to 104 at 2019-end as the resuming trade war risk will likely bring the Fed's rate cut forward, which will weigh on the USD/JPY (Fig. 2). The broader-based trade war had sparked the sell-off in high-tech sector and any equities rebound due to Powell's put are likely to prove short-lived. The falling US equities amid rising US recession risk will probably heighten demand for safe-haven. For the BoJ policy, Governor Kuroda said the BoJ had room for big stimulus and was wary of side effects as well. We expect the BoJ to stay put unless the Japan economy fell into recession following consumption tax hike to 10% in October or amid increasing trade war risk. However, the sooner Fed's rate cut, which could in turn translate into excessive JPY strength, could bring forward BoJ's easing.

**Fig. 2: Trade war risks and soft USD to drag USD/JPY to 104**



Source: Bloomberg, Mizuho Bank (\*as of 26 Jun. 2019)

### USD/CNH 2019 H1 Review

The CNH recovered amid the positive development of China-US trade talks, settling at near 6.7 level since March. The surprising robust Q1 GDP figure and capital inflow following the inclusion of China equities and bonds into global indices given the RMB stability also helped propel the CNH. However, the CNH broke its equilibrium and plummeted to near 6.9 in early May as Trump surprisingly raised tariffs to 25% on USD 200bn Chinese goods. China-US tensions re-escalated shortly as China retaliated with tariffs hikes. The US's blacklisting of China telecom equipment manufacturer Huawei and the potential ban on rare earths exports to US by China also fueled concern over the fallout of trade tensions to the high-tech sector. On the policy front, the PBoC maintained the FX stability in the near term via steady CNY fixing, verbal FX intervention and PBoC's bill issuance in HK while attempted to downplay the significance of psychological 7 level in the medium term.

### USD/CNH 2019 H2 Preview

The re-escalation of China-US tensions and the threat of full-blown trade war will likely weigh on the RMB exchange rate. Further US tariffs hike on Chinese goods will also fueled speculation that China will allow more RMB

depreciation to counter tariffs impact, while capital outflow pressure will likely intensify given the bearish RMB outlook. Admittedly, hopes for a ceasefire should be slim unless either China or US suffered loss from the trade war, and the China-US conflicts could evolve into an endurance test.

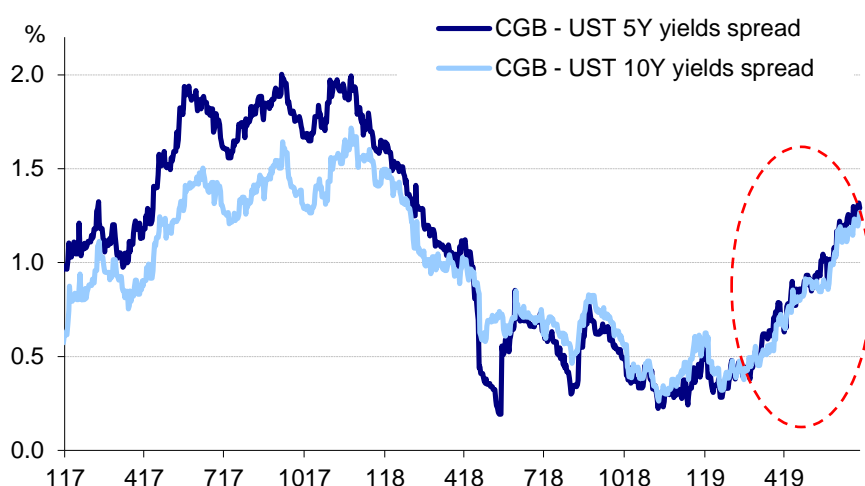
However, we expect the CNH to stabilize on its robust fundamentals subsequently after the digesting the trade war factor (Fig. 3). Taking into account the strong fiscal stimulus via taxes and fares cut, China growth outlook should prove to be more resilient and the PBoC has less urgency to lower its policy rates. Meanwhile, the trade war risk would likely bring forward Fed's rate cut to this year and favourable PBoC-Fed monetary policy divergence and peaking USD will likely help support the RMB exchange rate (Fig. 4).

**Fig. 3: CNH to stabilize after digesting trade war factor**



Source: Bloomberg, Mizuho Bank (\*as of 26 Jun. 2019)

**Fig. 4: More favourable CGB-UST yield spread on RMB**



Source: Bloomberg

On the policy front, the PBoC will continue to downplay the significance of psychological 7 level and help market participants digest such level. We believe that the PBoC will eventually loosen its grip on 7 level and allow more FX flexibility as long as the RMB depreciation overshooting and capital outflow risk are being contained.

**Disclaimer & Confidentiality**

1. Legal and accounting advice: The information contained herein does not incorporate advice on legal, accounting or tax issues. You should obtain your own independent professional advice on the legal, accounting and tax aspects of this information.
2. Confidentiality: The information contained herein is given for general informational purposes only and shall be kept strictly confidential. This information is intended for your company's internal use only, and the disclosure to any third party is strictly prohibited.
3. Copyright: The information contained herein is, as a general rule, the intellectual property of MHBK, and may not be copied, duplicated, quoted, reproduced, translated, or lent, in whole or in part, in any form or by any means for any purpose whatsoever without prior consent.
4. Limitation of liability:
  - (a) The information contained herein was obtained from information sources deemed reliable by MHBK but in no way is the accuracy, reliability or integrity of such information guaranteed. MHBK disclaims any liability whatsoever for any damage arising out of or relating to this information. Moreover, the analysis herein is hypothetical and is not intended as an indication of the certainty or completeness of the results thereof.
  - (b) Please note that information to be disclosed hereafter, appraisals, the opinions of credit rating agencies, and/or changes in the system and/or financial environment may necessitate substantial modification to the relevant processes and/or schemes, which may have the effect of rendering the analysis herein ineffectual. Further, this information is not intended to be an exhaustive statement of the risks to which your company is exposed.
5. The information contained herein does not constitute a solicitation or offer by MHBK to buy or sell any financial instruments or to provide investment advice or service.