



Statewide Activity Report - Q2

1 October 2024 - 31 December 2024

mhrt

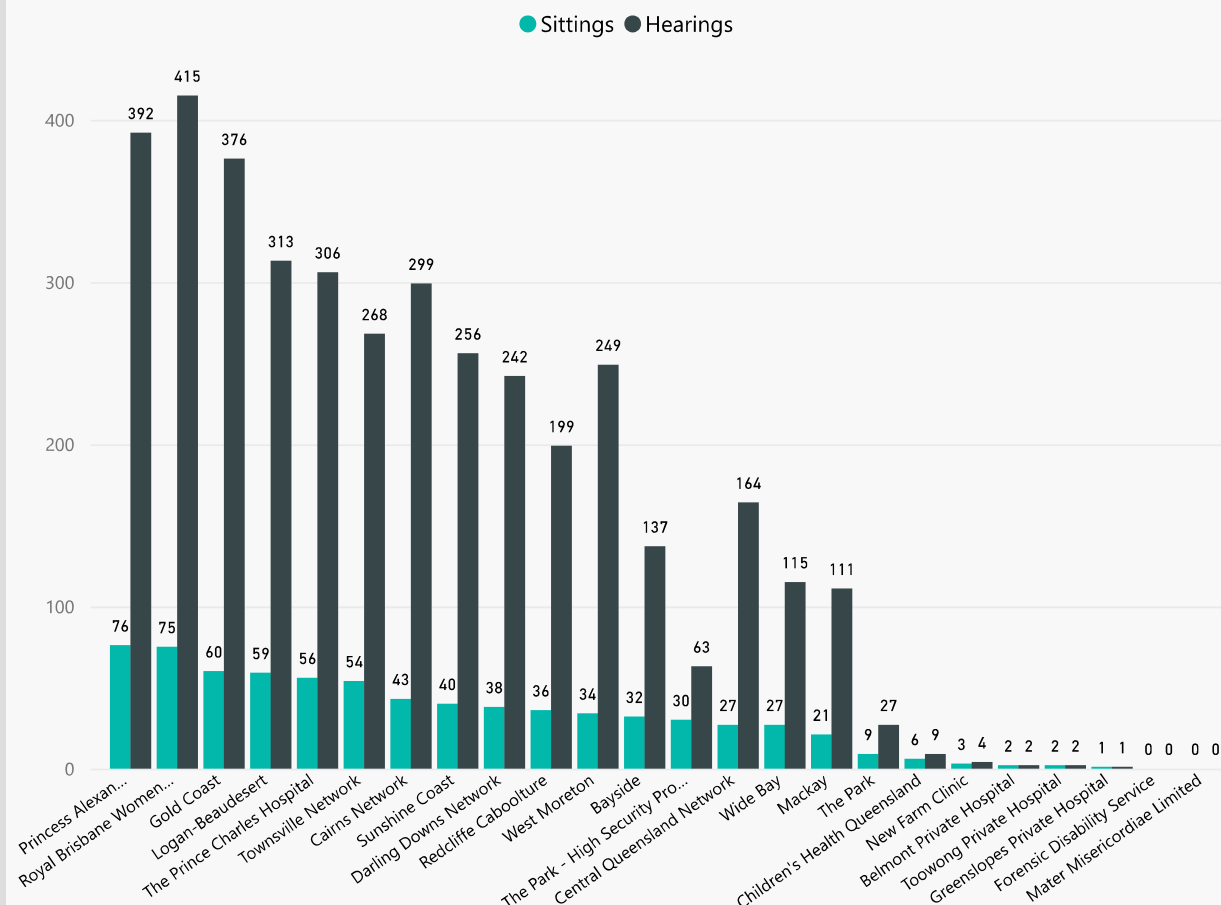
Mental Health Review Tribunal



Service	Sittings	Hearings
Bayside	32	137
Belmont Private Hospital	2	2
Cairns Network	43	299
Central Queensland Network	27	164
Children's Health Queensland	6	9
Darling Downs Network	38	242
Forensic Disability Service	0	0
Gold Coast	60	376
Greenslopes Private Hospital	1	1
Logan-Beaudesert	59	313
Mackay	21	111
Mater Misericordiae Limited	0	0
New Farm Clinic	3	4
Princess Alexandra Hospital	76	392
Redcliffe Caboolture	36	199
Royal Brisbane Women's Hospital	75	415
Sunshine Coast	40	256
The Park	9	27
The Park - High Security Program	30	63
The Prince Charles Hospital	56	306
Toowong Private Hospital	2	2
Townsville Network	54	268
West Moreton	34	249
Wide Bay	27	115
Total	731	3950

A sitting refers to an occasion where the Tribunal attends at an authorised mental health service. This can be either in person or via teleconference facilities. A sitting may be made up of a number of hearings and each hearing may involve a number of matters.

Sittings and Hearings by Service





Statewide Activity Report - Q2

1 October 2024 - 31 December 2024

mhrt

Mental Health Review Tribunal

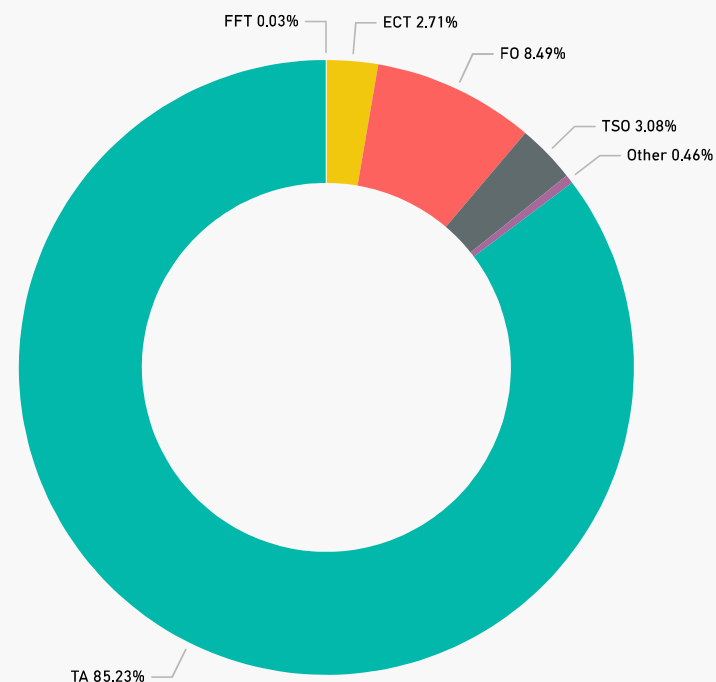


Overview of All Outcomes by Matter Type

Service	Treatment Authority (TA)	Electroconvulsive Therapy (ECT)	Fitness for Trial (FFT)	Treatment Support Order (TSO)	Forensic Order (FO)	Other
Bayside	184	8	0	2	13	0
Belmont Private Hospital	4	1	0	0	0	0
Cairns Network	385	5	0	16	49	2
Central Queensland Network	199	1	0	5	14	1
Children's Health Queensland	13	0	0	0	0	0
Darling Downs Network	295	5	0	18	33	1
Forensic Disability Service	0	0	0	0	1	0
Gold Coast	549	13	0	13	22	0
Greenslopes Private Hospital	1	0	0	0	0	0
Logan-Beaudesert	428	8	0	16	43	2
Mackay	142	5	0	2	12	0
Mater Misericordiae Limited	1	0	0	0	0	0
New Farm Clinic	5	1	0	0	0	0
Princess Alexandra Hospital	478	23	0	25	60	2
Redcliffe Caboolture	258	8	0	8	24	3
Royal Brisbane Women's Hospital	506	37	0	14	25	4
Sunshine Coast	419	12	0	9	22	2
The Park	9	0	0	0	19	1
The Park - High Security Program	34	13	1	2	22	2
The Prince Charles Hospital	389	12	1	15	32	4
Toowong Private Hospital	4	0	0	0	0	0
Townsville Network	301	4	0	16	50	1
West Moreton	281	1	0	16	41	1
Wide Bay	152	3	0	5	20	1
Total	5037	160	2	182	502	27

Overview of All Outcomes by Matter Type

ECT FO TSO Other TA FFT





Statewide Activity Report - Q2

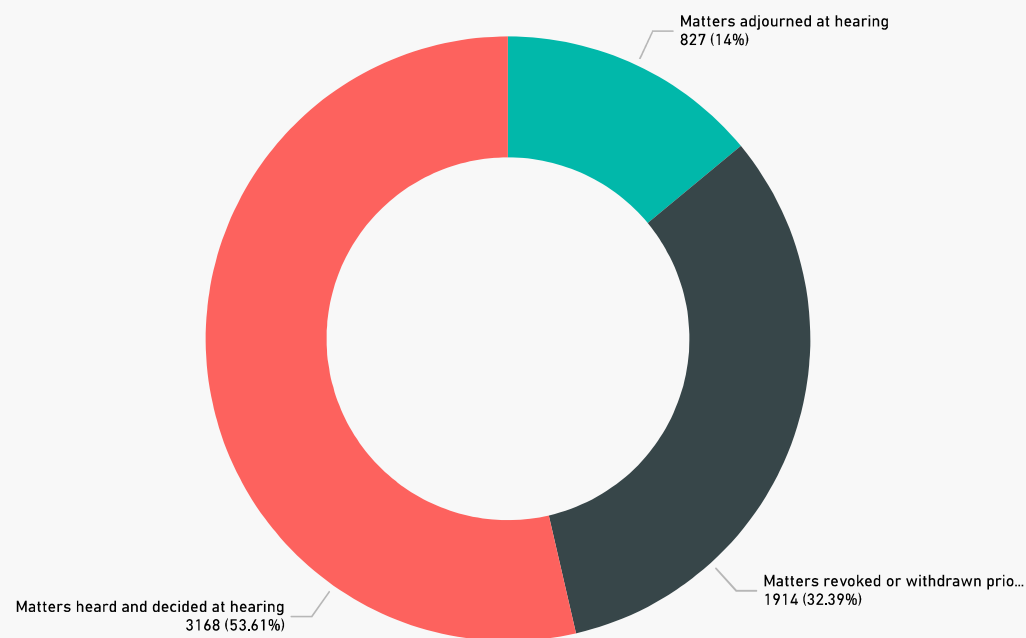
1 October 2024 - 31 December 2024



Outcome by Type

Service	Matters adjourned at hearing	Matters revoked or withdrawn prior to hearing	Matters heard and decided at hearing	Total
Bayside	29	70	108	207
Belmont Private Hospital	1	3	1	5
Cairns Network	68	158	231	457
Central Queensland Network	24	54	142	220
Children's Health Queensland	2	4	7	13
Darling Downs Network	52	108	192	352
Forensic Disability Service	0	1	0	1
Gold Coast	70	220	307	597
Greenslopes Private Hospital	1	0	0	1
Logan-Beaudesert	61	181	255	497
Mackay	21	50	90	161
Mater Misericordiae Limited	0	1	0	1
New Farm Clinic	1	2	3	6
Princess Alexandra Hospital	84	193	311	588
Redcliffe Caboolture	37	93	171	301
Royal Brisbane Women's Hospital	99	164	323	586
Sunshine Coast	28	206	230	464
The Park	0	0	29	29
The Park - High Security Program	9	8	57	74
The Prince Charles Hospital	61	140	252	453
Toowong Private Hospital	0	2	2	4
Townsville Network	97	103	172	372
West Moreton	60	89	190	339
Total	827	1914	3168	5909

Outcome by Type





Statewide Activity Report - Q2

1 October 2024 - 31 December 2024



Matter Adjournments by Service

Location	Hearings Adjourned	Total	% of Total Hearings Adjourned
Bayside	30	136	22.06%
Belmont Private Hospital	1	2	50.00%
Cairns Network	68	299	22.74%
Central Queensland Network	24	163	14.72%
Children's Health Queensland	1	8	12.50%
Darling Downs Network	55	248	22.18%
Gold Coast	70	378	18.52%
Greenslopes Private Hospital	1	1	100.00%
Logan-Beaudesert	61	318	19.18%
Mackay	21	113	18.58%
Mater Misericordiae Limited	0	2	0.00%
New Farm Clinic	1	4	25.00%
Princess Alexandra Hospital	84	394	21.32%
Redcliffe Caboolture	37	209	17.70%
Royal Brisbane Women's Hospital	99	423	23.40%
Sunshine Coast	28	258	10.85%
The Park	0	29	0.00%
The Park - High Security Program	6	61	9.84%
The Prince Charles Hospital	61	314	19.43%
Toowong Private Hospital	0	2	0.00%
Townsville Network	97	268	36.19%
West Moreton	60	250	24.00%
Wide Bay	22	116	18.97%
Total	827	3996	20.70%

Matter Adjournments by Service

