

How to Use: The Adventures with Mr. Math Portal for New Parents

Hello Everyone!

Thank you very much for your interest in Adventures with Mr. Math, we are so glad to have you here!! Below you can find a detailed explanation of how to use our portal. If you have any additional questions or issues please do not hesitate to reach out to ccomfortmath@gmail.com or message “Cole Comfort” through the mailbox function on the portal.

Creating an Account:

To create a parent account fill out all of the information listed:

Once you click the “Register” button you will receive an email with a link to confirm your account. Please be sure to check your “SPAM” folder as the email may end up there.

Parent Registration


First Name*

Preferred Name

Last Name*

Email*

Username*

Password* 

*Required:
- Length 8+
- Upper case
- lower case
- Number 0-9


Confirm Password*

*Required field

[Return to Login](#)


Sign in

Username

Password 

[Forgot username?](#)
[Forgot password?](#)

Role

Default 

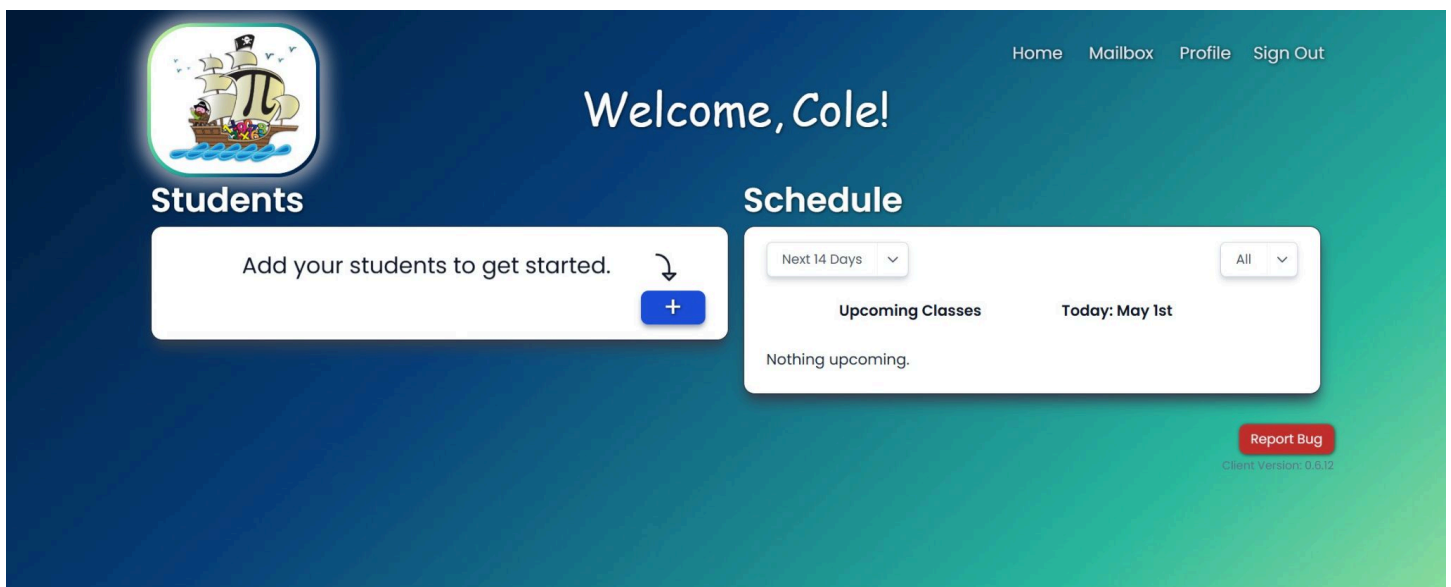
[Login](#)

After confirming your account you will be directed to login to the Mr Math portal using the following screen:

Additionally, if you ever forget your username or password you can click on the appropriate links to receive assistance!

Features of the Portal:

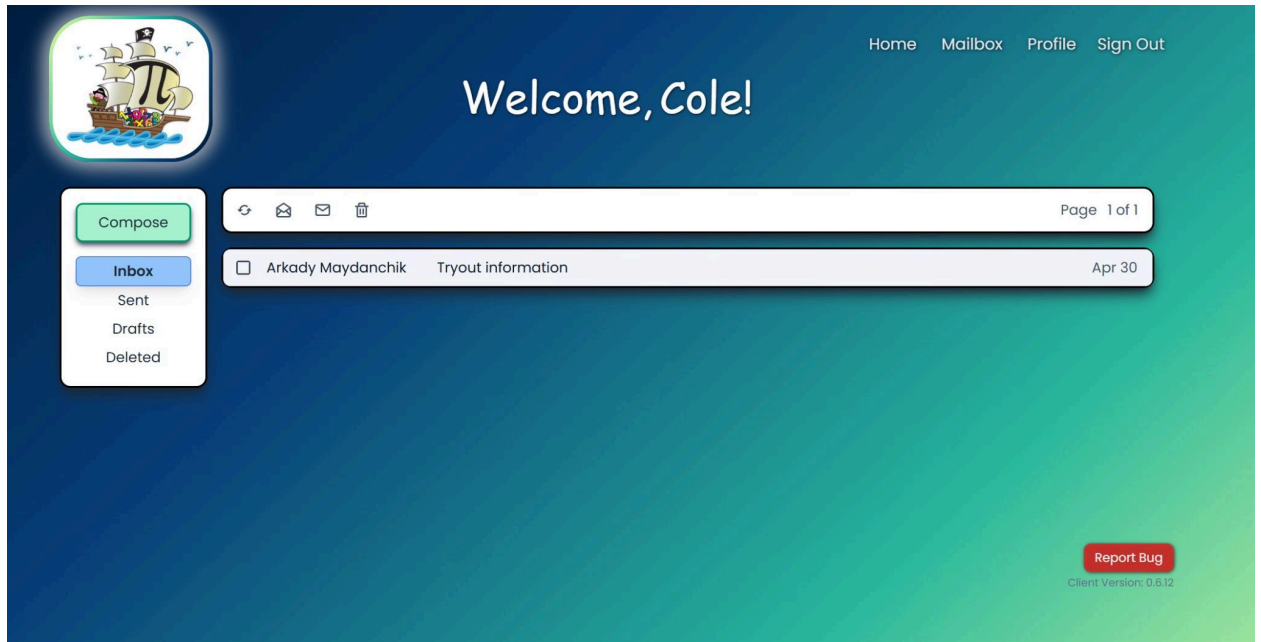
Upon logging in you will land on our Home Page. Here you will be able to see your upcoming events and register students. At the top you will see 4 tabs: [Home](#), [Mailbox](#), [Profile](#) and [Sign Out](#)



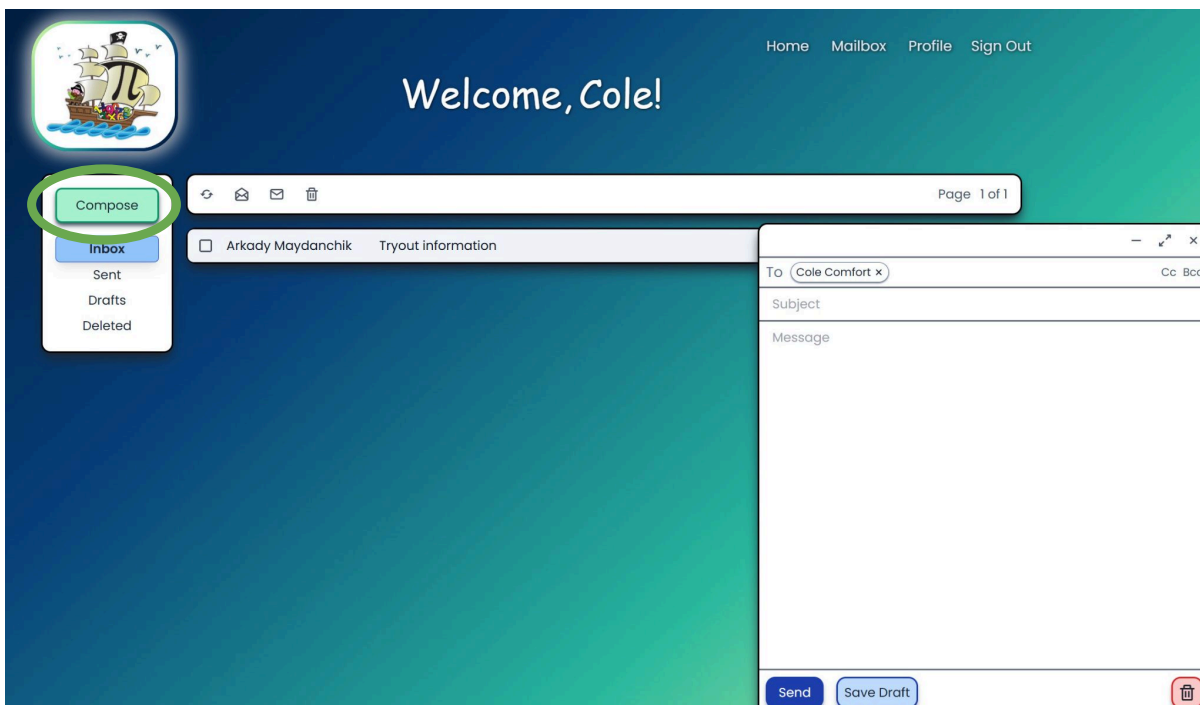
The screenshot shows the home page of the Mr Math portal. At the top right, there are navigation tabs: Home, Mailbox, Profile, and Sign Out. The main heading is "Welcome, Cole!". On the left, there is a "Students" section with a ship icon and a button to "Add your students to get started." with a plus sign. On the right, there is a "Schedule" section with a dropdown menu for "Next 14 Days" and a button for "All". Below the dropdown, it says "Upcoming Classes" and "Today: May 1st". The text "Nothing upcoming." is displayed. At the bottom right, there is a "Report Bug" button and the text "Client Version: 0.0.12".

Mailbox

Your mailbox is the go-to place where you will receive all important communications from us about tryouts and placement in the program.



You are also able to send a message to the program administrator ("Cole Comfort") by selecting the green "Compose" button in the top left!



Profile

On this page you can view and edit your Name and password. While you can also view the email associated with the account it cannot be currently changed inside the portal. If you wish to change your email, simply reach out to the program administrator via the Message function and we will be more than happy to help you out!

Account

Full Name:

Jenny Parent

Preferred Name:

Jenny

Email:

[REDACTED]

Username:

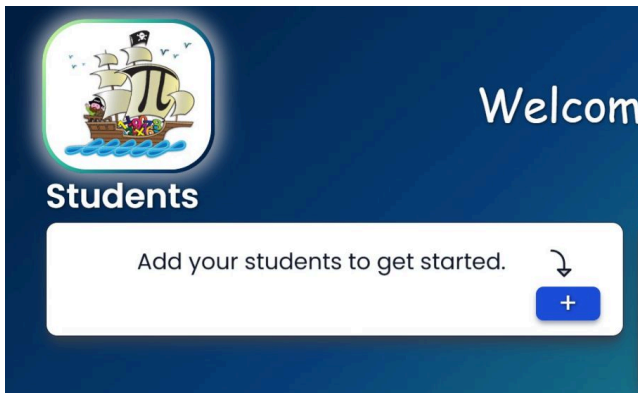
FakeParent5016

Password:

[Change Password](#)

[Edit](#) 

How to Register a Child:



Now that you know how to use the portal, let's register your child for tryouts! On the homepage, click the blue "plus" button under the student box to get started:

Add Student ✕

1. Basic Info2. School Math3. Other Math4. Contest Results5. Mr. Math Program6. Other Info7. Review

First Name *

Preferred Name (Optional)

Last Name *

Country *

United States ▼

State *

Select ▼

School *

BACKStep 1 of 7NEXT

This will open up a window where you can input some basic information about your child. **Be sure to scroll down to see all of the questions.**

Regarding Grade please note: We are not inquiring about your child's math grade, but rather their general **2025-26** school grade. For homeschoolers students', please enter the grade you would place your child in if sent to public school. Also note that we use the North American grade system. Please research the correspondence of your system to the American system and enter the grade you feel best corresponds. As an example, the UK uses 'Years' which are 1 higher than US grades (e.g. UK Year 4 = US Grade 3).

Click on “Next” to complete your child’s profile. This will allow you to tell us more about your child including what level of math they are in at school, any outside math programs they were enrolled in, books they studied, and competitions they participated in!

If there is a section not applicable to your student, check the appropriate box. For example:

Add Student

1. Basic Info 2. School Math 3. Other Math 4. Contest Results 5. Mr. Math Program 6. Other Info 7. Review

School Math

Is your child in an accelerated math class at school? If yes, what level of math are they taking now?

My child is not in an accelerated math class, or no such class is offered at our school.

Enter school math details...

BACK Step 2 of 7 NEXT

Please note: The more you can tell us about your child the better! It will help us choose an appropriate level of difficulty of problems to present to your child at the first tryout session and ultimately make the enrollment and placement decision in 1-2 sessions.

Scheduling a Tryout

The final step involves selecting a tryout for your child. To do this simply click the purple “Register for Tryouts” button:

Joey Childsen
Type: Candidate

[Profile](#) [Register for Tryouts](#) [Delete](#)

Tryouts

Please pick a tryout date & time for your student. If you need to, you can reschedule later using the Portal's Schedule feature.

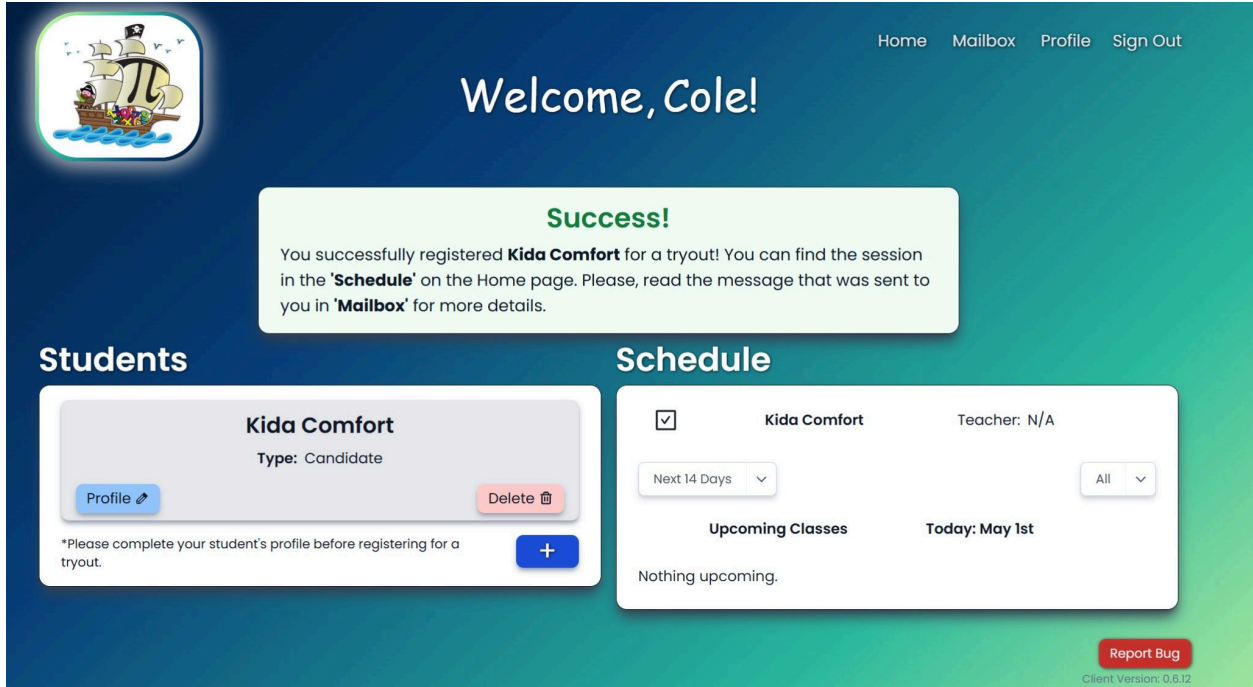
Tue May 20th, 5:00-6:30pm CT
Thu May 22nd, 6:00-7:30pm CT
Wed May 28th, 5:00-6:30pm CT
Thu May 29th, 6:00-7:30pm CT
Sat May 31st, 12:00-1:30pm CT
Thu Jun 5th, 5:00-6:30pm CT
Sat Jun 7th, 11:00-12:30pm CT
Tue Jun 10th, 6:00-7:30pm CT
Sat Jun 14th, 1:00-2:30pm CT
Tue Jun 17th, 4:00-5:30pm CT

*All times are Central Time Zone.

Here you can choose from the available tryout sessions the one that works best for your schedule. If none of the sessions work for you, contact the program administrator and we will let you know if any additional sessions open up.

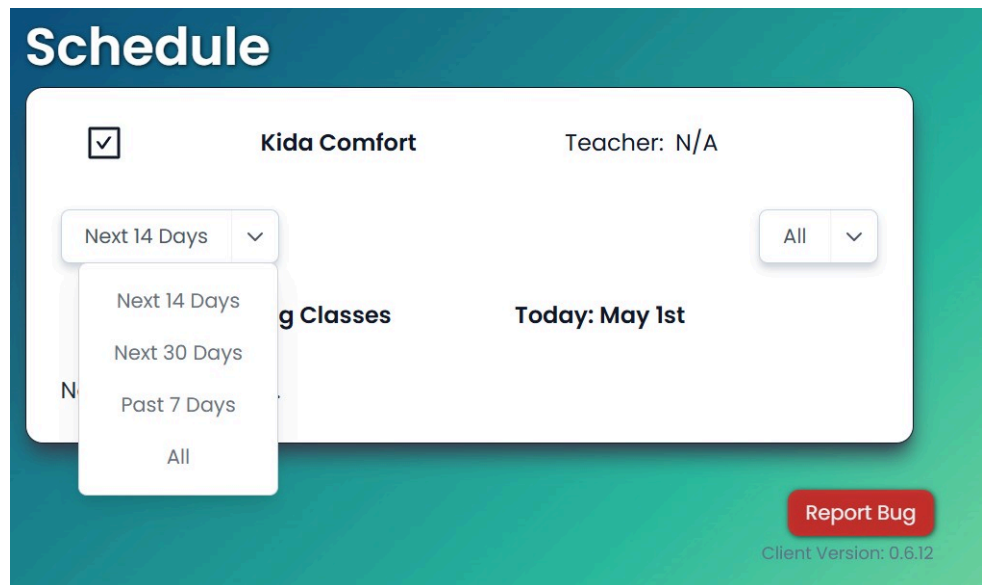
Once you have selected a session and hit register, you will be brought back to the main page where you will see a session confirmation message at the top of the screen. You will then receive a message in “Mailbox” outlining the details of

your tryout along with a few other helpful tips to get you started!



Using the Schedule Section:

Once you have registered for a session it will appear in the Schedule section of the portal. Note: By default the schedule is set to view the “Next 14 Days” and in the event your tryout schedule is beyond that window, it will not appear. To view your tryout simply click that dropdown box and choose “All” which will open a Calendar view.



If you selected a tryout that is not in the current month, you can click the left and right arrows

to navigate the calendar. Your tryout session will be marked with a blue dot icon and the date will turn black when selected.

Schedule

Kida Comfort Teacher: N/A

All ▾ All ▾

June 2025

S	M	T	W	T	F	S
1	2	3	4	5	6	7
8	9	10	11	12	13	14
15	16	17	18	19	20	21
22	23	24	25	26	27	28
29	30	1	2	3	4	5

Schedule for Jun 07, 2025

Kida Sat Jun 07
Tryout 11:00-12:30pm CT

And finally, you can find all of the information about the zoom session by clicking on the item below.

In this new window you will find who the tryout is for, the date/time, the zoom link, and the meet number (aka whether it is

your child's first tryout, second, etc). Should your schedule change, and you need to change your tryout session you can do that using the "Reschedule" button which will allow you to choose a new session. Note: You will not receive a new message or pop up confirming the switch, it will simply be reflected in the schedule.

Class Information

Session

Kida Sat Jun 07
Tryout 11:00-12:30pm CT

Contest: Tryout
Meet Number: 1

Zoom Link

Link: [Please, check closer to the event date](#)
Meeting ID: TBD
Password: TBD

RESCHEDULE

Reschedule

Current Session

Kida

Tryout

Sat Jun 07

11:00-12:30pm CT

Select A New Session

*Full sessions will not appear below

Tue May 20th, 5:00-6:30pm CT

Thu May 22nd, 6:00-7:30pm CT

Wed May 28th, 5:00-6:30pm CT

Thu May 29th, 6:00-7:30pm CT

Sat May 31st, 12:00-1:30pm CT

Thu Jun 5th, 5:00-6:30pm CT

Tue Jun 10th, 6:00-7:30pm CT

Sat Jun 14th, 1:00-2:30pm CT

Tue Jun 17th, 4:00-5:30pm CT

SAVE CHANGES

Close