Rental equipment

GMC Lifting Solutions

Adjustable spreader beam WLL up to 100 Ton

Span from 1 meter up to 16.5 meter

c/c padeyes From ~ 1 meter to ~ 16.5 meter

2 x top padeyes for 85 T shackles

2 x bottom padeyes for 55 T shackles

Comes with certificate and user instructions.

DNV GL type approval available on request

20mm x 65mm grade 8.8 HT galvanized bolts, nuts & washers
Bolt torque: 150 NM – 30 mm spanner

Slings and shackles can be supplied with spreader beam.



Fig. 1 – Typical Spreader Assembly

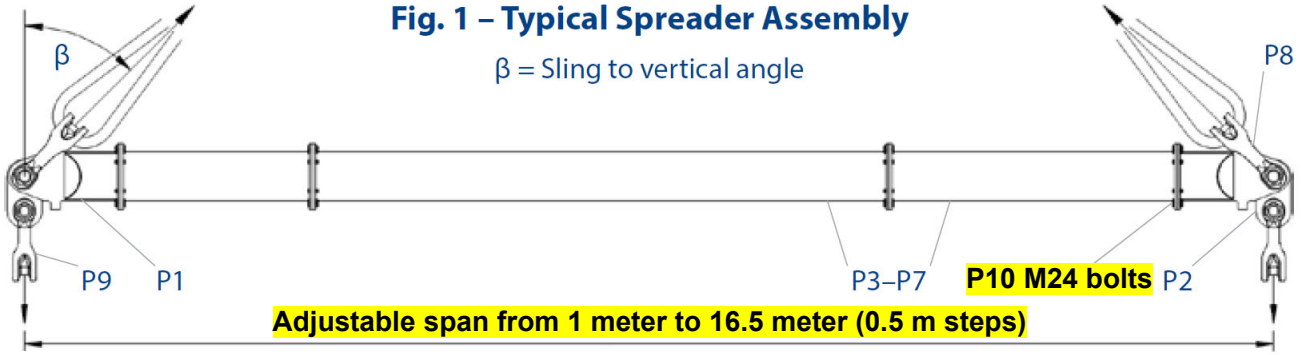





P1 End unit sub-assy

Rental equipment

Table 1 – Component List

Part Ref.	Description	Weight/item
P1	End Unit	58kg
P2	Drop Link	32kg
P3	4.0m Strut	240kg
P4	2.0m Strut	136kg
P5	1.0m Strut	85kg
P6	0.5m Strut	61kg
P7	85t Shackle	62kg
P8	55t Shackle	40kg
P9	M20 x 65, Grade 8.8 HT Bolts, Nuts & Washers	



Table for Load versus Span

Span (m)	Sling To Vertical Angle (STV) β 45° WLL (t)	45° Min.top sling length (m)	30° WLL (t)	30° Min.top sling length (m)	20° WLL (t)	20° Min.top sling length (m)	Recommended Configuration EU - End Unit (0.5m)						
1.0	100	0.4	100	0.7	100	1.1	EU	EU					
1.5	100	0.7	100	1.2	100	1.9	EU	0.5	EU				
2.0	100	1.1	100	1.7	100	2.6	EU	1	EU				
2.5	100	1.4	100	2.2	100	3.3	EU	1	0.5	EU			
3.0	100	1.8	100	2.7	100	4.1	EU	2	EU				
3.5	100	2.2	100	3.2	100	4.8	EU	2	0.5	EU			
4.0	100	2.5	100	3.7	100	5.5	EU	2	1	EU			
4.5	100	2.9	100	4.2	100	6.3	EU	0.5	2	1	EU		
5.0	100	3.2	100	4.7	100	7.0	EU	4	EU				
5.5	100	3.6	100	5.2	100	7.7	EU	4	0.5	EU			
6.0	100	3.9	100	5.7	100	8.5	EU	4	1	EU			
6.5	96	4.3	100	6.2	100	9.2	EU	0.5	4	1	EU		
7.0	86	4.6	100	6.7	100	9.9	EU	4	2	EU			
7.5	77	5.0	100	7.2	100	10.6	EU	0.5	4	2	EU		
8.0	68	5.3	100	7.7	100	11.4	EU	1	4	2	EU		
8.5	61	5.7	100	8.2	100	12.1	EU	0.5	1	4	2	EU	
9.0	55	6.0	96	8.7	100	12.8	EU	4	4	EU			
9.5	49	6.4	86	9.2	100	13.6	EU	4	4	0.5	EU		
10.0	44	6.8	78	9.7	100	14.3	EU	4	4	1	EU		
10.5	40	7.1	70	10.2	100	15.0	EU	1	4	4	0.5	EU	
11.0	36	7.5	64	10.7	100	15.8	EU	2	4	4	EU		
11.5	32	7.8	57	11.2	92	16.5	EU	2	4	4	0.5	EU	
12.0	29	8.2	49	11.7	83	17.2	EU	2	4	4	1	EU	
12.5	26	8.5	47	12.2	75	18.0	EU	4	4	2	1	0.5	EU
13.0	24	8.9	43	12.7	69	18.7	EU	4	4	4	EU		
13.5	22	9.2	39	13.2	63	19.4	EU	4	4	4	0.5	EU	
14.0	20	9.6	36	13.7	57	20.1	EU	4	4	4	1	EU	

GMC Lifting Solutions

Table for subsea use

Subsea Capacity for 150m depth max.	
30deg STV	
MOD 70H	
Span	WLL
m	metric tonnes
1	85
1.5	85
2	85
2.5	85
3	85
3.5	85
4	85
4.5	85
5	85
5.5	85
6	85
6.5	85
7	85
7.5	85
8	85
8.5	85
9	82
9.5	73
10	66
10.5	60
11	54
11.5	48
12	42
12.5	40
13	37
13.5	33
14	31