

THE ULTIMATE CAMPERVAN RENTAL GUIDE



Campervan
Rental Guide



YOUR NEXT GREAT ROAD TRIP STARTS HERE!

IMAGINE THIS: The sun's just peeking over the horizon, the kettle's whistling on your camper's stove, and your wheels are pointed towards adventure. No hotel check-out times, no airport queues — just you, your crew, and an open road calling your name.

A campervan road trip in Australia, New Zealand or the USA isn't just a holiday... it's freedom on four wheels. One day you're chasing waves along golden beaches, the next you're parked under a sky so starry you'll forget what a ceiling looks like. You decide where to go, how long to stay, and whether today's plan involves hiking, hammock naps, or hunting down the best pie in a country town.

This is your chance to swap the ordinary for the unforgettable — to slow down, explore more, and laugh louder. So pack your sense of adventure (and maybe a few snacks) — because the journey ahead is going to be just as epic as the destinations you'll discover.

Let us show you how.



Campervan
Rental Guide

IN THIS GUIDE

Why road trip?.....	1
Choosing the right van for you.....	3
Budgeting for your adventure.....	6
Understanding campervan insurance.....	8
What's included and what to pack.....	12
Safety tips.....	14
Popular itineraries.....	18
Pre-departure check list.....	19
Why book through Campervan Rental Guide?.....	20
Top rental campervan brands.....	21



TOP 6 REASONS WHY ROAD TRIPS ARE THE BEST WAY TO HOLIDAY

ULTIMATE FLEXIBILITY

Forget rigid schedules and “check-in by stress. With a road trip, you set the pace — pull over for that perfect sunset, detour to a hidden waterfall, or stay an extra night at a spot you fall in love with. Your itinerary? Written in pencil.

ROAD TRIPS = PURE FREEDOM

Whether you're chasing beaches, mountains, or the world's largest pineapple (yep, it's a thing), a road trip lets you follow your curiosity without limits. It's the ultimate choose-your-own-adventure.

BUILT FOR BONDING

Whether it's family, friends, or your four-legged co-pilot, road trips turn travel time into quality time. Laugh over car karaoke, swap stories, and share those “remember when?” moments for years to come.

MORE BANG FOR YOUR BUCK

No nightly hotel bills, no overpriced room service — just one comfy, all-in-one ride that's both your transport and your accommodation. It's budget-friendly and adventure-rich, leaving you with more to spend on experiences, not expenses.

BUILT IN RELIABILITY

Hit the road in a shiny, newer, well-maintained vehicle that's ready for the kms ahead. No surprise breakdowns, no sketchy mechanics — just smooth cruising and peace of mind.

INSTAGRAM-WORTHY MOMENTS ON TAP

Every twist in the road is a chance for a new memory — or a new post. Sunrise over the ocean, a surprise kangaroo encounter, or that perfectly burnt marshmallow at camp... your camera roll will thank you.



PICKING THE RIGHT VAN

Camp Car | Sleeps 2

Inexpensive City Hopping

Small, nimble, and budget-friendly - perfect for zipping between cities or exploring urban gems without worrying about tricky parking spots, while still enjoying a compact kitchen for quick meals.

Perfect for: City breaks, short getaways, couples' escapes.



Campervan (Basic) | Sleeps 2 - 4

Beachside & Highway Cruising

All the essentials - kitchen, comfy interior bed, with the freedom to wake up right by the beach.

Perfect for: Ideal for scenic coastal drives and sunny beach escapes. Comfortable, practical, and ready for lazy seaside mornings.



Campervan (with Toilet & Shower) | Sleeps 2 - 4

Inexpensive City Hopping

All the essentials — kitchen, comfy interior bed, with the freedom to wake up right by the beach. Enjoy your own private bathroom and a touch of luxury while still keeping things compact and road-trip-friendly.

Perfect for: Beachside camping, longer coastal adventures, off-grid stays that let you escape!



PICKING THE RIGHT VAN

Motorhome | Sleeps 2 – 6

Big Adventures & Long Distances

Spacious living with all the essentials — kitchen, toilet, and shower, comfy interior bed with the freedom to wake up right by the beach.

Perfect for: Extended road trips, freedom camping, and family holidays, extra room for bad weather.



4WD Bush Camper | Sleeps 2 – 4

Rugged Off-Road Exploration

Rugged and ready for adventure with off-road capability and the essentials to go deep into the outback. Built for dirt tracks, national park trails, and wild, off-the-map spots. When the adventure starts where the sealed road ends, this is your go-to.

Perfect for: Remote tracks, outback exploration, national park camping.



LARRY'S TRAVEL TIPS

"If you're stuck choosing, think about where you'll spend most of your time - city streets, coastal roads, remote bush, or a bit of everything. The right fit makes all the difference!" Or ask us 😊

BOOKING TIPS

✓ **BOOK EARLY...LIKE, YESTERDAY**

Campervans here are like hot pies at a footy match — they disappear fast, especially in peak season. The earlier you book, the better your choice and the better your price.

✓ **SIZE MATTERS (BUT BIGGER ISN'T ALWAYS BETTER)**

Be honest about how much space you actually need. Sure, that 6-berth looks like a rolling palace, but if it's just you and your mate, a smaller van might be cheaper, easier to park, and just as comfy.

✓ **READ THE FINE PRINT (YES, ALL OF IT)**

Check what's included — insurance, unlimited kilometres, bedding, kitchen gear — and what's not. You don't want to arrive and discover your “fully equipped” camper doesn't even have a kettle.

✓ **ONE-WAY OR ROUND TRIP?**

Planning to drop off in a different city? Make sure you check relocation fees. Sometimes they're worth it for the extra adventure... other times they'll eat into your fish-and-chips budget.

✓ **DON'T SKIMP ON INSURANCE**

Even if you're a driving legend, US Highways, Aussie outback roads and Kiwi alpine passes can be tricky. The right insurance means you can focus on the views, not the “uh-oh” moments.

✓ **PACK SMART, PACK LIGHT**

Your camper has storage, but it's not Mary Poppins' handbag. Bring the essentials, leave the “just in case” clutter at home, and save space for souvenirs (and snacks).

✓ **ASK ABOUT THE EXTRAS**

Camp Chairs/Table Heaters, Fans Pets — sometimes the extras make all the difference.

✓ **WHO ARE YOU BOOKING WITH?**

Many International companies advertise in Australia/New Zealand and the USA, some based in Europe. At Camervan Rental Guide we offer local support and 20 years Camper experience!

BUDGET YOUR ADVENTURE

Smart planning means more freedom on the road.

When you know what costs to expect and how much to set aside, you can relax and enjoy the adventure instead of stressing about surprise expenses. A clear budget doesn't just save you money—it keeps your trip running smoothly and makes sure the only surprises are the good kind.

CAMPERVAN RENTAL

Daily rental rate – varies by season, location, vehicle type, and size.

Insurance options – basic cover is usually included, but consider upgrades to reduce excess liability and bond.

One-way fees – if dropping off in a different location.

Extras – bedding kits, camping gear, GPS, Wi-Fi, child seats, etc.



FUEL

- Keep in mind that campervans are **heavier** and **less fuel-efficient** than cars.
- Budget based on **expected kilometres** and current fuel prices.
- Use **local fuel apps** to locate the best priced stations.

CAMPING & OVERNIGHT STAYS

Holiday Parks – Powered/unpowered sites, often with showers, kitchens, and laundry.

Free camping – Only legal in some regions and usually requires a self-contained van.

National Parks – Entry or overnight permits are often required as well as a self-contained van.



TRAVEL ESSENTIALS

Food & Groceries – Stocking up at supermarkets is cheaper than eating out daily. Factor in occasional dining out as part of the experience.

Third Party Travel Insurance – Cover for trip cancellations, health emergencies, etc.

Miscellaneous supplies – Such as beach towels and bug spray.

LARRY'S TRAVEL TIPS

“Always allow a little “buffer fund” for unexpected costs like a Whaleshark tour, or an extra night somewhere you love.”

Larry the Lizard



INSURANCE TIPS

Hitting the road in a campervan is all about freedom — but accidents can happen. A little insurance now could save your trip (and your wallet) later.

UNDERSTAND WHAT'S INCLUDED

Most campervan rentals come with basic insurance included in the daily hire rate. This usually covers third-party damage and liability, but the excess (the amount you pay if something happens) can be very high (often \$5,000–\$8,000).

CONSIDER REDUCING THE EXCESS

Rental companies will usually offer excess reduction packages to reduce your out-of-pocket costs if there's an accident or damage, sometimes called "liability reduction", "stress-free cover," or "full cover". These can be worth investing in if you want peace of mind. Compare the daily cost vs the potential risk of paying a large excess.

OTHER INSURANCE

Some insurance policies, may say they include rental vehicle excess cover. BUT you need to check as Campervans are likely not be covered. Also if you rely on external insurance you'll need to still leave a large bond (\$5000-\$8000)

- Check the policy -Make sure campervans/motorhomes are covered (sometimes modified vehicles are excluded)





CHECK WHAT'S NOT COVERED

Even with full cover, certain exclusions often apply. Common ones include:

- Windscreens, tyres, and underbody and roof damage.
- Damage when driving on unsealed or prohibited roads.
- Water damage (floods, beaches, creeks).
- Interior damage or negligence (spills, burns, lost keys).

Always read the fine print so you know exactly what you're liable for.

DRIVING RESTRICTIONS

Stick to sealed roads unless in a 4WD, and then check if there are any restrictions on night driving, remote areas, specific roads or using ferries.

Breaking conditions can void your cover.

DOCUMENT EVERYTHING

- Take photos and videos of the campervan at pick-up and drop-off.
- Record any existing scratches, chips, or dents in the condition report.



UNDERSTANDING YOUR INSURANCE OPTIONS

BOND & EXCESS

OPTION 1 LEAVE A BOND/EXCESS

When you pick up your campervan, the rental company will freeze a chunk of money on your card — usually between \$4,000 and \$7,500. If nothing happens to your camper (yay!), you get it all back when you return it in one piece. If something does happen... well, that's what the bond is for.

OPTION 2 PAY A DAILY AMOUNT TO REDUCE THE BOND

Don't want to risk thousands? You can pay an extra \$40-\$75/day to reduce your excess to something much smaller (sometimes even \$0). Think of it like buying peace of mind — so you can relax and enjoy the holiday- not worry about the Bond!

OPTION 3 OPT FOR A VALUE PACK

Many rental companies offer "Value Packs" that bundle a reduced excess with handy extras — like camping chairs, camping tables, GPS, child seats, and sometimes even bedding. If you were going to rent those extras anyway, a Value Pack can save you money and simplify your booking.



"Again, remember the excess reduction packages take the stress worry away." — Larry the Lizard



Campervan
Rental Guide

WHAT'S INCLUDED

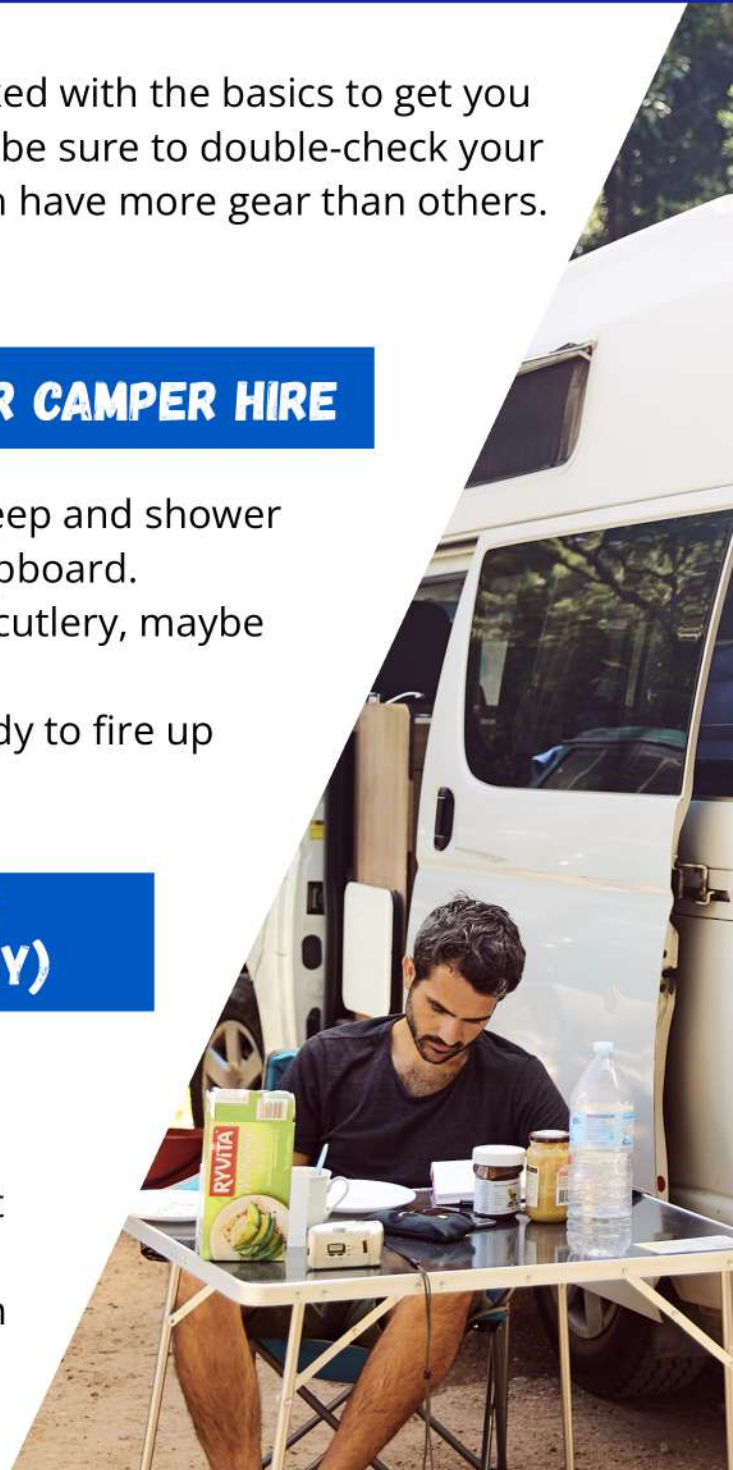
Most campervan rentals come stocked with the basics to get you rolling. Each company is different so be sure to double-check your booking details as some campers can have more gear than others.

TYPICALLY PROVIDED IN YOUR CAMPER HIRE

- Bedding & Towels – so you can sleep and shower without lugging half your linen cupboard.
- Kitchenware – pots, pans, plates, cutlery, maybe even a bottle opener (priorities!).
- Gas Bottle – usually filled and ready to fire up your first camp meal.

EXTRAS YOU CAN RENT (IF YOU DON'T WANT TO BUY)

- Toilet Disposal Chemicals – for campers with onboard loos.
- Camping Chairs & Table – for that perfect sunset picnic setup.
- Portable Fan – a lifesaver in warm weather.



TRAVEL TIPS

“A little pre-trip prep goes a long way! Knowing what’s in your van means you can pack lighter, save space, and spend more time enjoying the view.” — Larry the Lizard.



WHAT TO BRING

Campervans have lots of storage for all of your travel essentials. Pack for the weather you'll be travelling in, and consider these handy tips when packing extra items from home to make your trip easier and keep your van tidy.

THE ESSENTIALS

- **Soft bags** – they squish into storage spaces way better than hard suitcases
- **Sun protection** – hats, sunnies and sunscreen
- **Insect repellent** – don't let mozzies and sandflies annoy you on your holiday
- **Layered clothing** – because it can be “beach weather” one hour and “ski weather” the next
- **USB/12V adapters and a basic power bank** – to keep your gadgets charged on the go
- **Torches or headlamps** – essential for late-night loo runs or stargazing missions
- Refillable water bottles – save money and the planet
- **Useful apps for camper life** – download one of these apps to have a handy guide in your pocket

CamperMate maps out free and paid campsites, dump stations, fuel stops and more. Free to download.

WikiCamps is packed with reviews and tips from fellow travellers. Paid app.



SAFETY FIRST

DRIVERS LICENCE RULES

WHAT YOU NEED TO KNOW BEFORE YOU HIT THE ROAD

- Bring Your Licence — and the Right One
- You'll need a current, full motor vehicle driver's licence (no learners or provisionals) and you'll need to show it at pick-up.
- All drivers must be present at pick-up so the rental company can add them to the booking — no sneaky "my mate will drive later" plans.
- Your licence must be valid for the entire booking period — if it expires mid-trip, that's a big no-no. Non-English licence holders will need an accredited English translation, or
- an International Driver Permit (IDP) alongside your original licence.

Pro Tip: *An IDP is often the easiest option — and it's handy for future travels too.*

SAFETY RULES

THE NON-NEGOTIABLES

- Seatbelts are mandatory for everyone in the vehicle — front and back. It's the law, and fines aren't cheap.
- Absolutely no alcohol while driving. Save that cold beer for when you're parked up under the stars.



Travel Tip: *If you're swapping drivers, make sure everyone is registered or you risk not being covered by insurance if something happens.*

ADVISE FOR A SAFE & HAPPY ROAD TRIP

Take a break every 2 hours

Keeps you alert and gives you a great excuse for a pie and coffee.

Avoid driving at night or at dawn/dusk

Not only is visibility lower, but kangaroos, emus, wombats, and other wildlife love to wander the roads at these times.

Watch for wildlife

Slow down if you see roadside signs warning of animals, and keep your eyes scanning the verges. For emergency support in Australia, call 000 for Police, Ambulance, or Fire services. In New Zealand, dial 111.

Camping Etiquette

Be a Great Road Trip Neighbour. When free camping, only stop where it's allowed. Be sure to check signs or local council rules to avoid fines.

Caravan & Holiday Parks

Ideal for a hot shower, a power top-up, and swapping road trip stories with other travellers. Some holiday parks also have great amenities for the kids, including pools and bouncing pillows.

Leave No Trace

Take all your rubbish, keep noise down, and leave each campsite better than you found it.

Pro Tip: A friendly wave to fellow campervanners is practically mandatory — it's part of the road trip spirit.



ROAD TESTED TIPS

EXTRA SMART ROAD TRIP TIPS TO SAVE MONEY & HASSLE

Food Savings That Add Up


Skip the overpriced roadside cafés and embrace the joy of campsite cooking. Stock up on groceries at local supermarkets and whip up your own breakfasts, BBQ dinners, and even fancy campfire feasts. You'll save a bundle and eat exactly what you like — no mystery meat pies required (unless you want one).

Do a Vehicle Check (Your Wallet Will Thank You)

Before you drive off, take clear photos (and even a quick video) of every scratch, dent, and ding on your campervan — inside and out. That way, if there's ever a dispute later, you've got proof it wasn't your doing. Think of it as "pre-trip insurance" with your phone as the policy.

Plan Your Route Like a Pro

A little smart planning can save you time, money, and frustration. Map out your stops so you're not backtracking, burning extra fuel, or rolling into a full campsite at 7pm. Bonus: you can slot in scenic detours and still snag the best camping spots.





Britz



Campervan
Rental Guide

ROUTE PLANNING

POPULAR CAMPERVAN ITINERARIES

AU East Coast Epic (Sydney → Cairns, 2,600 km)

10–14 days of pure Aussie magic — think endless beaches, the Great Barrier Reef, lush rainforests, and enough coastal towns to keep your Instagram busy for months.

AU Great Ocean Road (VIC 250/350Km)

A 3–5 day coastal loop that’s basically Australia’s postcard. Expect dramatic cliffs, surf beaches, and the famous Twelve Apostles. Bonus: wild koala-spotting is practically guaranteed.

AU Red Centre Run (Alice Springs → Uluru, 460 km)


Short in distance, huge in impact. Experience the heart of the Outback — blazing red dirt, sacred landscapes, and sunsets you’ll never forget.

NZ Christchurch → Queenstown (480 km)

- Take your time lots to see, Lake Tekapo Lake Pukaki
- with Mt Cook views

USA San Diego → Washington (1700 miles)

Incredible ocean views, dramatic cliffs, redwood forests, and RV-friendly campgrounds.



PRE-DEPARTURE CHECKLIST

Print this list or keep it on your phone so you can tick it off on pick-up day.

Licence Ready to Go

Full, valid driver's licence in your wallet (and any required translations or IDPs if it's not in English).

Excess & Bond Sorted/ Funds Available on Credit Cards

Know your excess level, confirm your deposit, and have the bond amount ready on your card. Peace of mind = priceless.

Vehicle Condition Checked & Recorded

Do a walk-around, snap photos of every scratch, dent, and ding — inside and out — before you leave the depot.

Packing Complete (and Practical)

Layered clothing, sun protection, insect repellent, and all your must-haves stashed in soft bags for easy storage.

Route, Fuel Stops & Campsites Planned

Map it out so you're not scrambling for a servo or a last-minute camping spot. Bonus points for scenic detours.

Apps & Maps Ready

Download CamperMate, WikiCamps, and offline maps — signal isn't guaranteed in the wild.

Rest Day Before Departure

Give yourself a buffer to pack, plan, and get excited — rather than starting your trip stressed and sleep-deprived.

WHY BOOK THROUGH CAMPERVAN RENTAL GUIDE?

100% LOCALLY OWNED & OPERATED

Unlike many of our competitors, all of our support services are based locally.

EASY TO BOOK

MASSIVE SAVINGS

HERE & HAPPY TO HELP

Personal contact for the entire length of your trip (and after if needed)

FULL TRANSPARENCY

Confidence that your booking is safe with Campervan Rental Guide

EXPERT SERVICE

Over 20 years of industry experience

NO EXTRA FEES

Booking your next campervan trip is as easy as 1 - 2 - 3 with Campervan Rental Guide.

Visit our website

www.campervanrental.guide

or call our experts on **1300 681 315**



TOP RENTAL BRANDS

maui

 Cruisin'

 GO
cheap

apollo[®]

Britz


JUCY

HIPPIE

mighty
CAMPERS

AWE
SOME

TRAVELLERS
AUTOBARN

 STAR

EL MONTE RV.

 SPACE SHIPS
RENTALS

Cheapa Campa

ROAD BEAR[™]
 RV RENTAL & SALES

camperman
CAMPERVAN HIRE AUSTRALIA

Campervan[™]
Village



Campervan Rental Guide

Australia | New Zealand | USA



www.campervanrentalguide.com



res@campervanrentalguide.com



[Australian Reservations Office](#)

Free Call: 1300 681 315

Landline: +61 (07) 2145 5600



[UK Reservations Office](#)

Free Call: 0800 208 4725



[USA Reservations Office](#)

Free Call: 1866 282 1774
