



Principles of intelligent observability

*Architectures that
optimize for resilience,
insight, and governance*

Table of Contents

1

Executive Summary

Why Observability Matters

The Governance Gap

The 8 Principles

2

The State of Observability

The Complexity Shift

Tool and Telemetry Fragmented

MTTR and Maturity Trends

3

The Core Challenge

Where Governance Starts

Standards, Tools, and Variations

AI and the need for Structure

4

The 8 Principles

Upstream controls, in-flow context and governance, and enhanced analytics downstream

5

Benefits & Strategic Implications

Reliability & Risk Reduction

Operating Leverage & Velocity

Platform and Vendor Independence

6

The AI-powered future of Observability

How pipeline-level governance unlocks existing observability

1

Executive Summary

Modern observability isn't short on data or tools – it's short on upstream coherence. As estates stretch across clouds, microservices, SaaS, and edge, signals arrive in different shapes, with inconsistent context, and are reconciled too late. The result: longer incident cycles, brittle integrations, and AI initiatives that spend more time cleaning than learning. This white paper argues for a simple but decisive shift: treat the pipeline as the control plane so governance starts at collection and continues in motion – policy, context, and quality travel with every signal.

We outline eight principles that make this shift practical without prescribing a new tool stack: govern at collection; enrich in motion; put control in the pipeline; adapt detail without drowning; translate formats in-flow; design for resilience and lineage; tune by usage; and leveraging AI. Together, these principles let leaders assert ownership over telemetry – what's collected, how it flows, how it's shaped, and where it lands – while preserving freedom of choice across vendors and platforms.

Why now? Complexity keeps rising and AI is entering the loop. AI performs best when inputs are structured, contextual, and consistent; when governance waits until data is at rest, cost and effort spike and model reliability suffers. By moving control upstream, organizations make datasets model-ready by default, reduce alert noise while preserving depth during incidents, and cut the hidden tax of per-tool “translation” and rework.

What to expect when these principles guide your operating model: faster, clearer incident response; steadier operations; auditable data movement; platform and vendor optionality; and stronger AI outcomes. Downstream tools get to analyze instead of reconcile; teams work from a shared truth across logs, metrics, and traces; leaders gain predictable economics without making “cost” the headline.

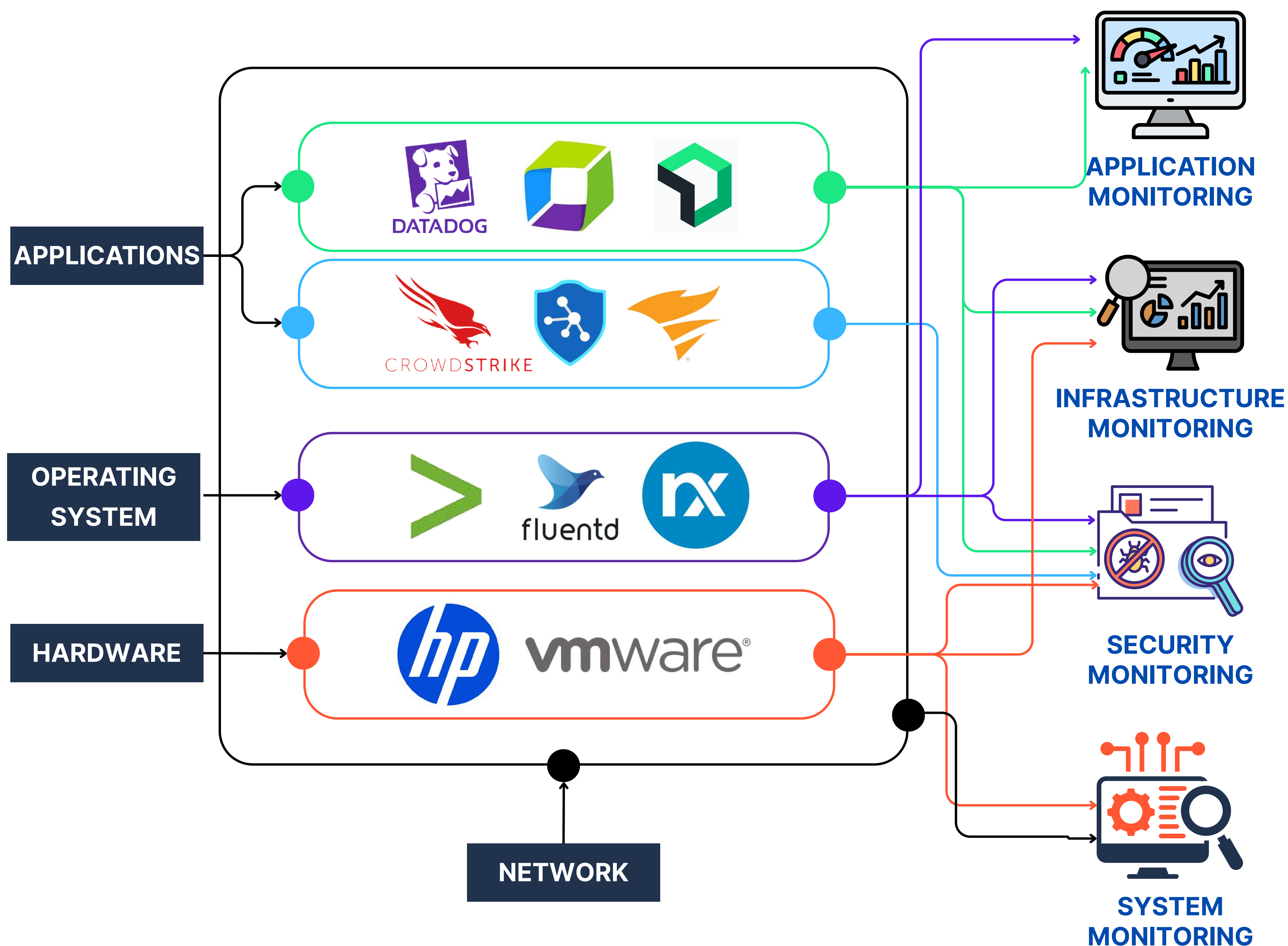
The takeaway for decision-makers is straightforward: govern where telemetry is born – and as it moves. Use the pipeline to deliver coherent, trustworthy signals to any destination, then let your existing observability investments – and your AI – do their best work.

2

The State of Observability

Over the last few years, modern data networks have shifted from tidy, centralized stacks to sprawling, cloud-native fabrics. As microservices, multi-cloud, SaaS, and edge workloads multiplied, telemetry became wildly heterogeneous – more sources, more formats, and more change.

Despite investment and platform consolidation, **full-stack observability remains rare**. Only **one in ten organizations** say they can see the real-time status of every component in their stack. Meanwhile, **MTTR is moving the wrong way**: 82% of teams report an MTTR of over an hour during production incidents. These aren't signs of too little data; they're signs of incoherent data and broken systems to manage and operate the data and facilitate its movement.



The hidden bottlenecks: visibility that starts too late

In most organizations, governance only starts **after telemetry is at rest – after collection and routing to a destination**. This misses the opportunity to measure and shape it at the point of collection. Running analytics on observability data once it's at rest is like counting people after they've dispersed at a venue: you can still tally and count, but it takes more effort, more reconciliation, and you miss early signals at the door. Counting and tallying at the door – governing at collection and in motion – keeps context intact and makes downstream analysis faster and cheaper.

Why AI intensifies the need for upstream governance

In most organizations, governance only starts **after telemetry is at rest – after collection and routing to a destination**. This misses the opportunity to measure and shape it at the point of collection. Running analytics on observability data once it's at rest is like counting people after they've dispersed at a venue: you can still tally and count, but it takes more effort, more reconciliation, and you miss early signals at the door. Counting and tallying at the door – governing at collection and in motion – keeps context intact and makes downstream analysis faster and cheaper.

The Leadership Takeaway

- **Complexity won't regress:** Multi-tool, multi-cloud, multi-format reality is here to stay; adding tools without upstream coherence just moves the bottleneck
- **Analytics can't fix upstream ambiguity:** Governance and measurement when the data is at the destination is more cumbersome and expensive than doing so at the point of ingestion
- **AI needs structure:** Without structured data, AI will only magnify inconsistency and compute costs; data movement has to be invested in, not platform-only strategies

3

The Core Challenge

Modern Observability isn't starved of data or platforms; it's starved of **upstream coherence**. As data networks and enterprise systems diversify, signals arrive in different shapes, with inconsistent context, and are pushed into tools that try to reconcile the differences after the fact. The result is delayed insight and avoidable toil: operators spend cycles cleaning and re-joining data that should have been governed earlier, while leaders get inconsistent answers from system to system. As observability volumes grow at exponential rates, this manual effort also becomes a bigger drain on precious team bandwidth and attention.

The throughline is simple: **when governance begins after the point of ingestion, it's late**. You can still reach an answer, but it takes more compute, more labor, and you lose early signals that were visible at the point of collection. Future-forward observability will treat the **pipeline as the control plane** so that policy, context, and quality travel with the signal from the start.

Where governance does – and *should* – start

Today, governance typically starts in the destination: APMs, TSDBs, search backends, and data lakes. Policies for retention, parsing, enrichment, and sampling are defined per tool, sometimes per team, and applied only after ingestion. That sequencing creates duplication, drift, and fragility when dealing with dynamic environments and changing volumes.

Governance should start **at collection** and continue while **data is in motion**. Source-side policy enforces completeness, privacy, and relevance; in-flight normalization and enrichment stamp consistent context (service, owner, environment, region) once for use everywhere. Reduction rules can reroute noisy and irrelevant telemetry away from expensive tools into cheaper storage, saving on costs while. By the time telemetry lands, tools can focus on analysis – not on the operational effort of data movement or management.

Standards, tools, and variations

Open standards reduce friction and make some data engineering effort simpler and easier to automate, but they don't tackle **real world variation**. Teams inherit mixed agents, custom attributes, legacy formats, and vendor-specific semantics; even within the same standard, different organizations adopt different conventions. In other cases, their industry or use cases introduce other complexities – transactional data for financial services and IoT/OT data for manufacturing companies, for example. Relying on each tool to smooth these differences recreates the same problem in many places, especially when the tools and systems create silos only bridged by human operators, requiring them to carry context and understanding across different interfaces.

The durable pattern is to **decouple producers from consumers**: collect once, normalize once, and route anywhere. A pipeline-level policy translates formats, enforces naming and cardinality guardrails, and applies enrichment uniformly so that every destination receives the same coherent signal.

AI and the need for structure

AI promises broader coverage and faster triage, but it is unforgiving about input quality. If structuring and normalization wait until data is at rest, the cost of making signals usable rises – both in compute and in human effort. Even the most advanced models amplify the inconsistencies they ingest, introducing a very high risk of hallucinations and misfiring alerts and workflows.

When governance is applied upstream, AI sees **clean, consistent, context-rich** telemetry; traces with ownership, logs with stable fields, and metrics with bounded labels. That lowers the overhead to experiment with anomaly detection, summarization, and causal analysis, and it improves the reliability of the answers leaders depend on.

The Leadership Takeaway

- **Move control upstream:** Start policy at collection and continue in motion; let tools analyze, not reconcile
- **Pipeline as control plane:** Use the pipeline to govern and regulate so context, quality, and privacy travel with the signal
- **Manage data formats:** Translate and normalize centrally rather than per tool, using an intermediary layer to avoid tool sprawl and duplication
- **AI ready:** Optimized, structured data input makes AI more powerful and makes your telemetry model-ready
- **Outcomes:** Expect faster MTTR, steadier operations, and platform independence without rework.

4

The 8 Principles

The principles that follow are designed to resolve the core challenges we've just outlined: network fragmentation, data complexity, governance that starts too late, and AI transformations constrained by inconsistent and incoherent data. These principles prioritize moving governance upstream for more effective policy, context, and quality to travel with the signal. Rather than prescribing a new toolset, they define where and how to exercise ownership: enforceable guardrails at the edge, shared semantics in transit, and resilient delivery into any destination. In short, they turn the pipeline into the control plane, so downstream platforms can focus on analysis instead of cleanup.

These principles are intentionally vendor-neutral and future-proof. They help enterprises assert ownership of their telemetry – control over what's collected, visibility into how it flows, governance of how it's shaped, and accountability for where it lands. They also make observability AI-ready by ensuring signals arrive structured, contextual, and coherent before they reach storage or models. Adopted together, they reduce brittleness, curb duplication, and preserve optionality across tools. Adopted incrementally, they still yield compounding benefits: steadier operations, faster learning loops, and confidence that your data – and the decisions built on it – remain reliable as your stack evolves.

The Principles at a glance

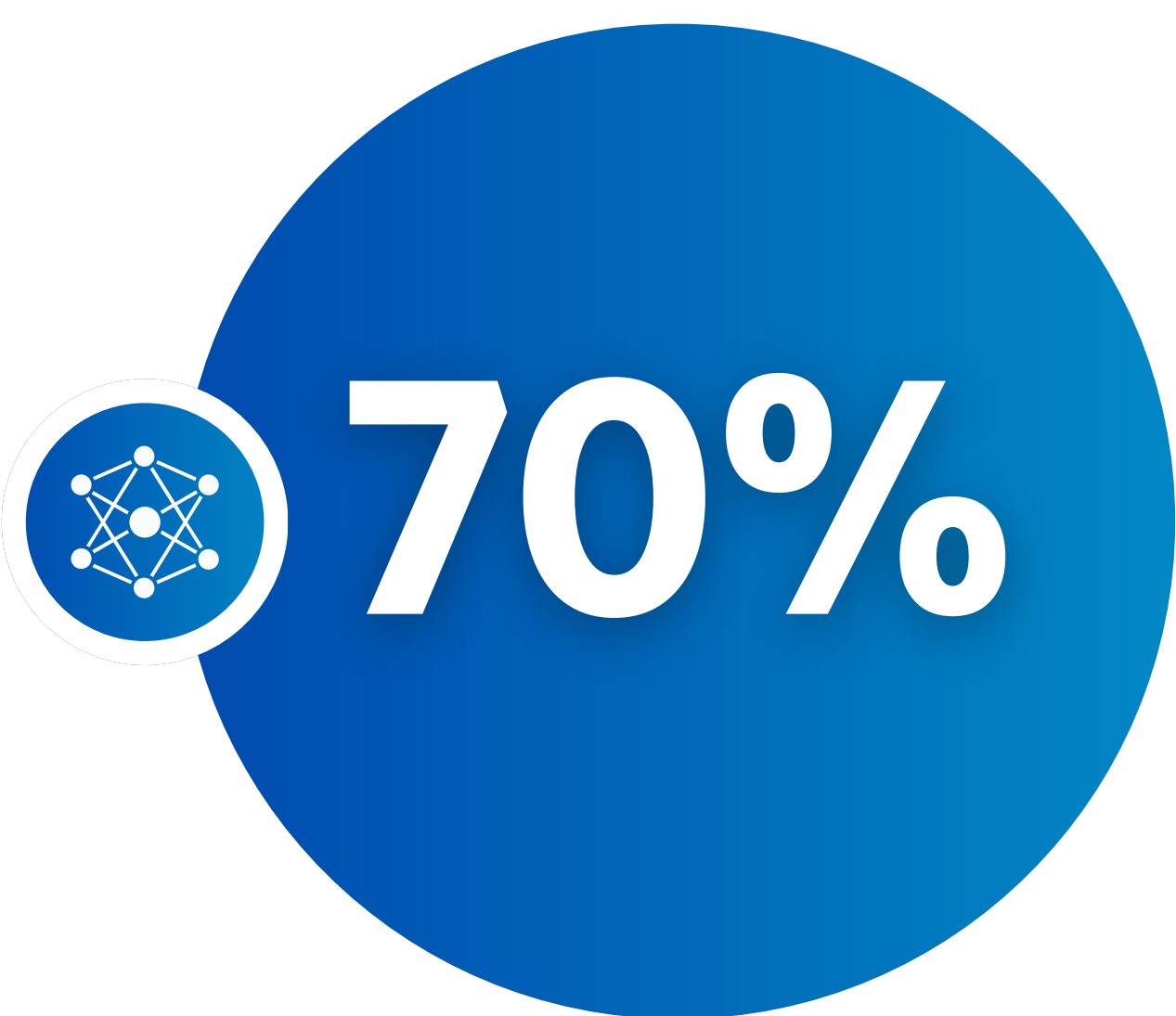
- **Govern at Collection** – Manage at source; keep signals consistent
- **Enrich in Motion** – Carry shared context to every destination
- **Pipeline for Control** – Collect once, normalize once; route everywhere
- **Adapt, Don't Drown** – Filter and manage your data through tiering
- **Managing Formats** – Translate in-flow; avoid schema rewrites
- **Resilient by Design** – Guarantee delivery and end-to-end lineage
- **Usage-based Value** – Retain what teams need for business & security use
- **Automate the Toil** – Automate network management and data flow

01

Govern at Collection

Manage at source; keep signals consistent

By the time telemetry hits storage or a downstream platform, formats have diverged, context is patchy, and teams are forced into cleanup instead of analysis. Governing at collection flips that sequence: you assert policy where signals are born, so completeness, quality, and visibility travel with the data in motion. That upstream coherence shortens incident cycles, reduces network, and gives leaders confidence that every destination is operating on the same truth.



Enterprises are using more than 4 observability tools

WHAT IT MEANS

Apply enforceable policy and gain governance and visibility at the first mile. Validate payload shape, attach required metadata, cap unsafe cardinality, and quarantine sensitive data at the point of ingestion.

THE CHALLENGE

Late-stage governance forces every tool to reconcile upstream ambiguity, delays response, duplicates data cleaning and network management effort, and increases security and system management risk manifold.

THE OUTCOME

Fewer blind spots, faster triage, and consistent answers across tools. Governing at the source turns platforms into analyzers, and decouples ingestion and data movement infrastructure from the analysis platforms, elevating them from being janitors and preparing telemetry for AI without an expensive, after-the-fact data transformation effort.

02

Enrich in Motion

Carry shared context to every destination

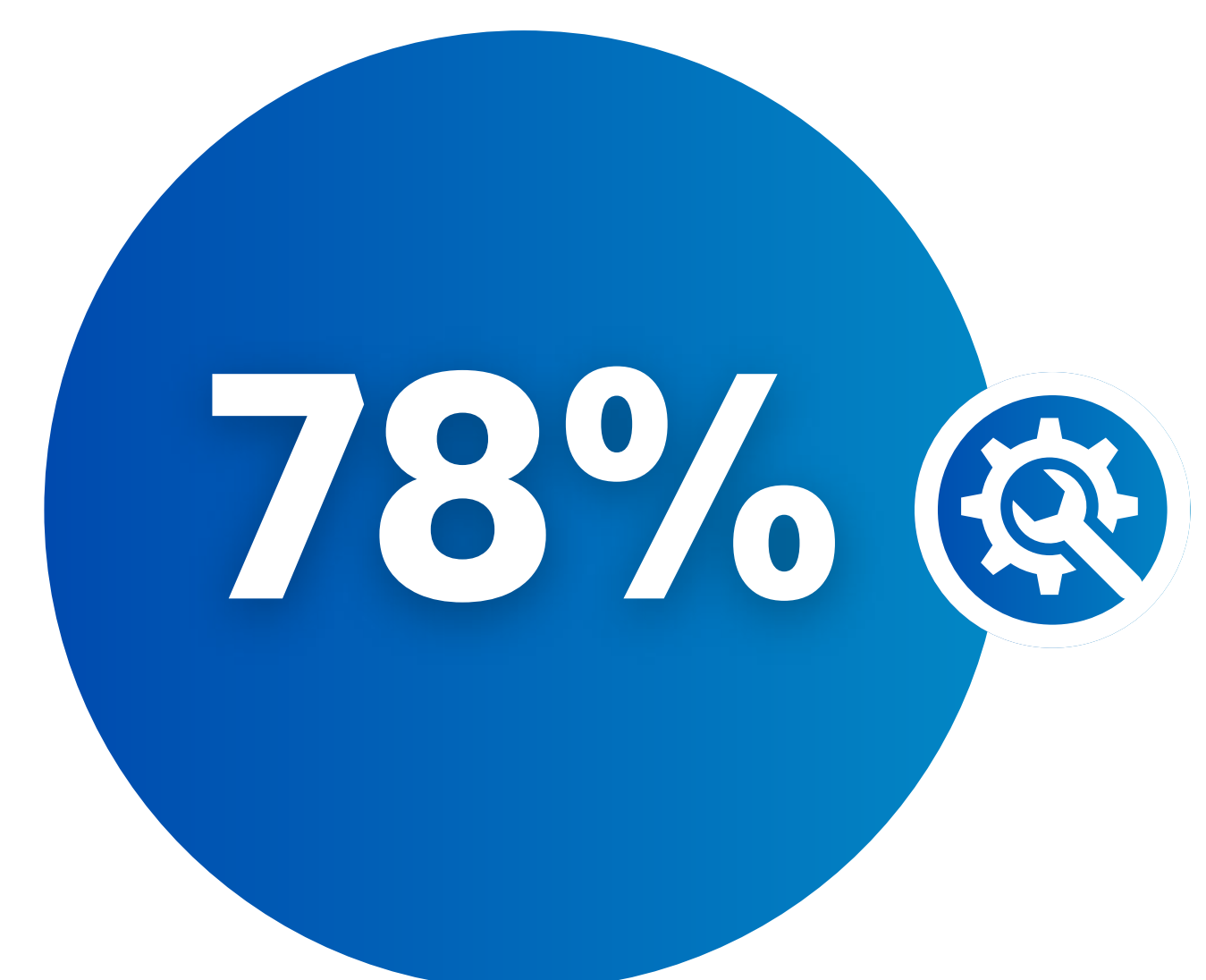
Downstream tools shouldn't have to reconstruct the story of an event. When context (service, owner, environment, region, tier) is attached as telemetry flows, every destination receives the same meaning on arrival. Enriching in motion eliminates duplicate, per-tool clean-up, keeps schemas coherent across logs/metrics/traces, and shortens the path from signal to understanding – especially as estates diversify and AI enters analysis loops that depend on consistent inputs.

WHAT IT MEANS

Normalize fields and apply common attributes while data is in transit, so semantics are stamped once and persist across APM, TSDBs, log search, and data lakes. This enables faster understanding for analysts.

THE CHALLENGE

Fragmented collection systems and varied downstream requirements create different context requirements, duplicating effort as multiple teams deploy different agents and pipelines to collect the relevant data.



Less downtime per year when data is not siloed

THE OUTCOME

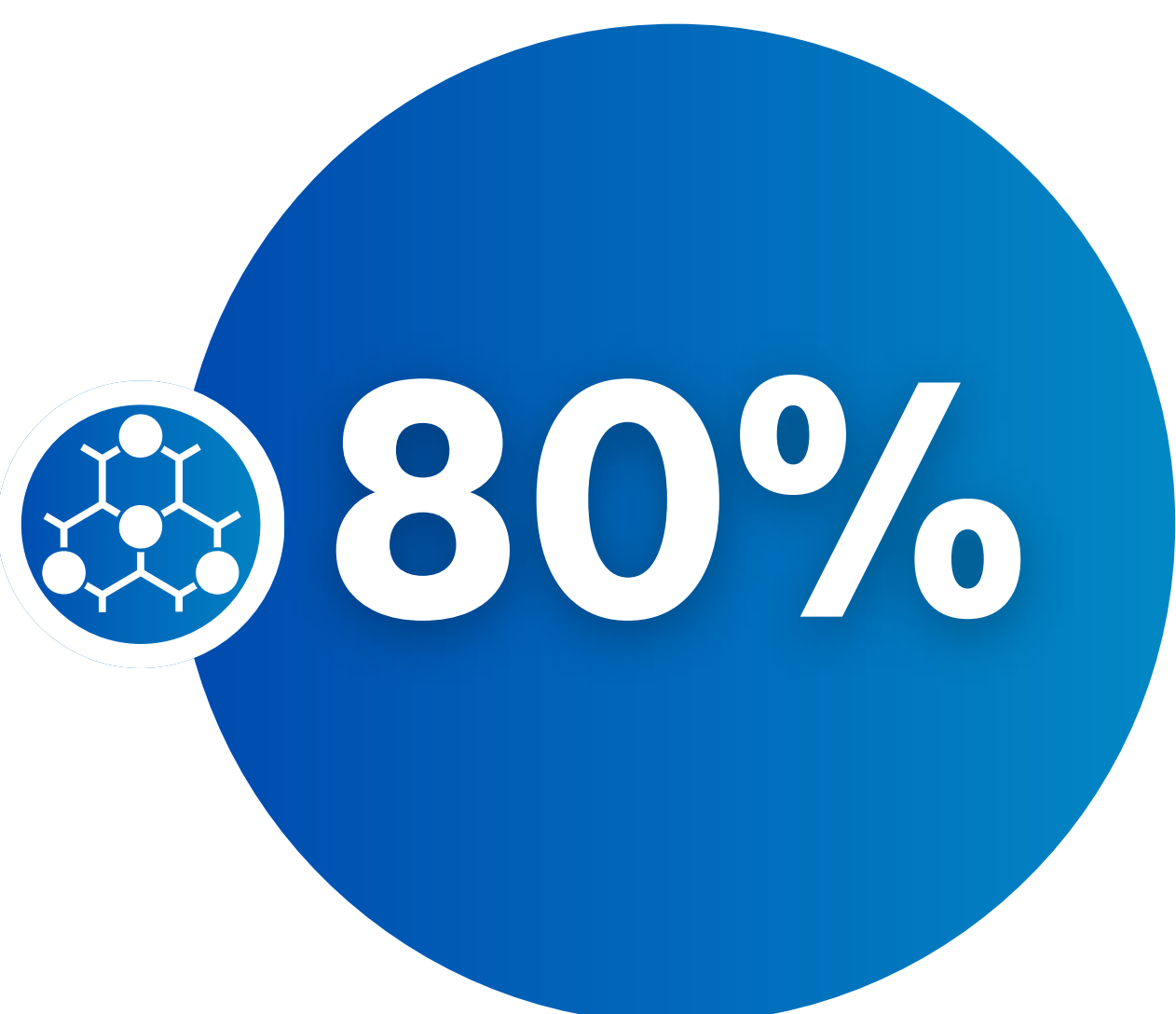
Investigations and response becomes faster, and deliver more reliable answers without needing to expend effort to stitch together the data to make a coherent story. Operators see one truth across tools and interfaces; leaders get decisions grounded in shared context, and data is structured and ready for AI without expensive, post-facto scrubbing.

03

Pipeline for Control

Collect once and normalize once; route everywhere

When control lives inside individual tools, every change – new destination, schema tweak, or platform swap – forces teams to redo the same work in many places. Making the pipeline the control plane lifts governance above the tools: policy, context, privacy, and quality are applied once as data moves, and every downstream system inherits the same coherent signal. This decouples producers from consumers, reduces rework, and keeps optionality high as estates evolve.



Teams implementing centralized telemetry report tangible optimization savings

WHAT IT MEANS

Establish a single, in-path policy layer that validates payloads, normalizes fields, and orchestrates fan-out to multiple observability platforms and data stores – without rewriting per-tool rules.

THE CHALLENGE

Per-tool configurations duplicate effort and drift over time. Migrations break brittle integrations, slow delivery, and create inconsistent views of the same event across logs, metrics, and traces.

THE OUTCOME

Changes land faster and with less risk, because policies, formats, and context are applied once and inherited everywhere. Teams stop re-implementing the same logic per tool, reducing drift and conflicting views. Leaders get consistent answers across platforms and freedom to evolve the stack without costly rework.

04

Adapt, don't Drown

Filter and manage your data through tiering

Data teams are getting overwhelmed by the increase in the volume of observability data, which is increasing costs and drowning out signals in noise. Adapting to the increasing volume by filtering and tiering data upstream - in the pipeline itself - protects more sensitive downstream detection and analytics systems. This increases coherence, reduces costs and false positives, and speeds up investigations while optimizing for team bandwidth and effort.

WHAT IT MEANS

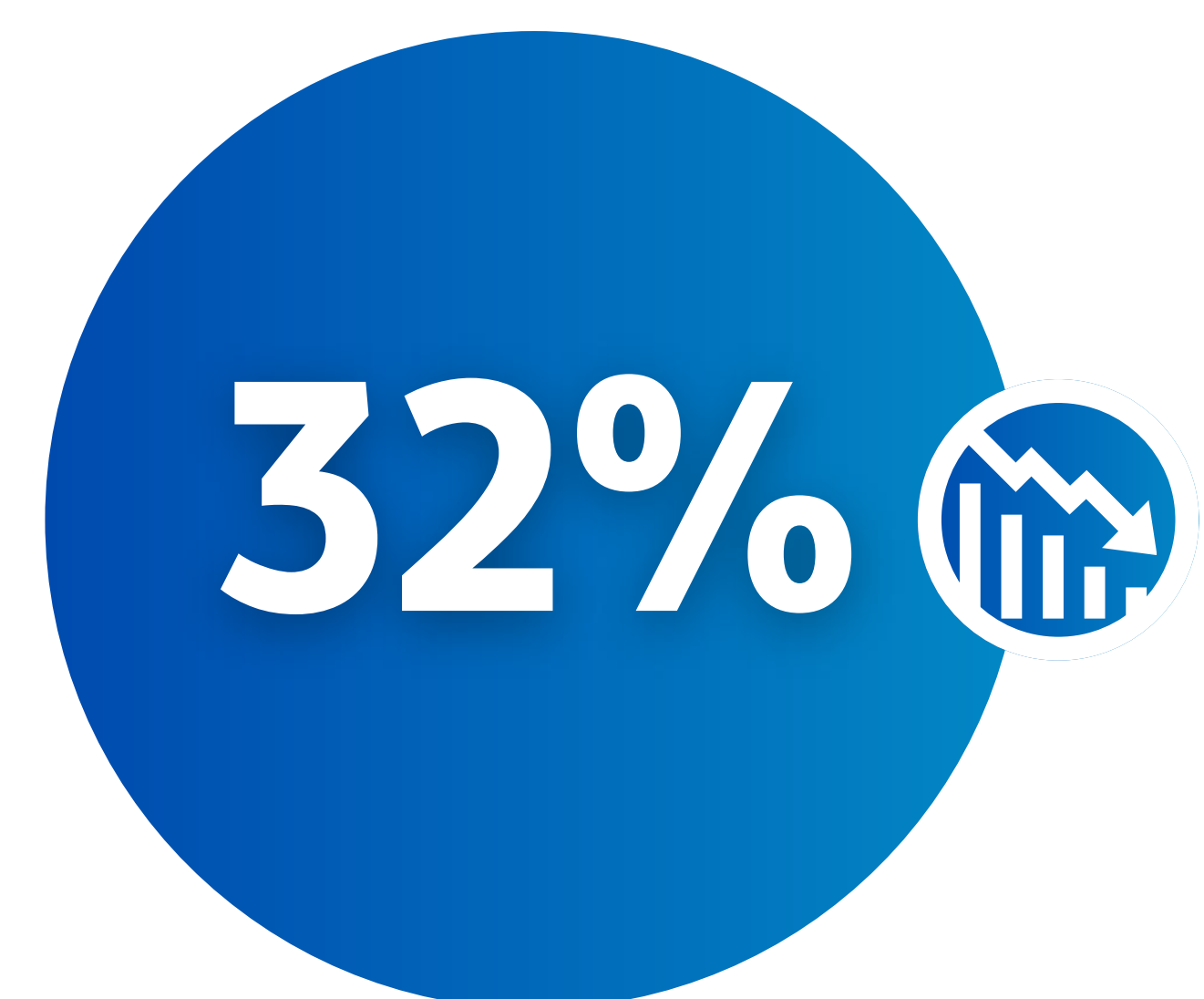
Use incident-aware sampling, burst capture, and cardinality guardrails to tune volume dynamically. Promote key logs to metrics, cap runaway labels, and widen the aperture automatically during investigations.

THE CHALLENGE

Runaway volume and high cardinality flood backends, inflate spend, and bury real signals in noise – training teams to ignore alerts and slowing triage and MTTR when seconds count, escalating risk.

THE OUTCOME

Investigations surface the detail needed on demand while day-to-day operations stay calm and predictable. Backends run smoother, alert fatigue drops, and triage accelerates because noise is controlled at the source. Leaders gain steadier spend and clearer signals – precision under stress, efficiency the rest of the time.



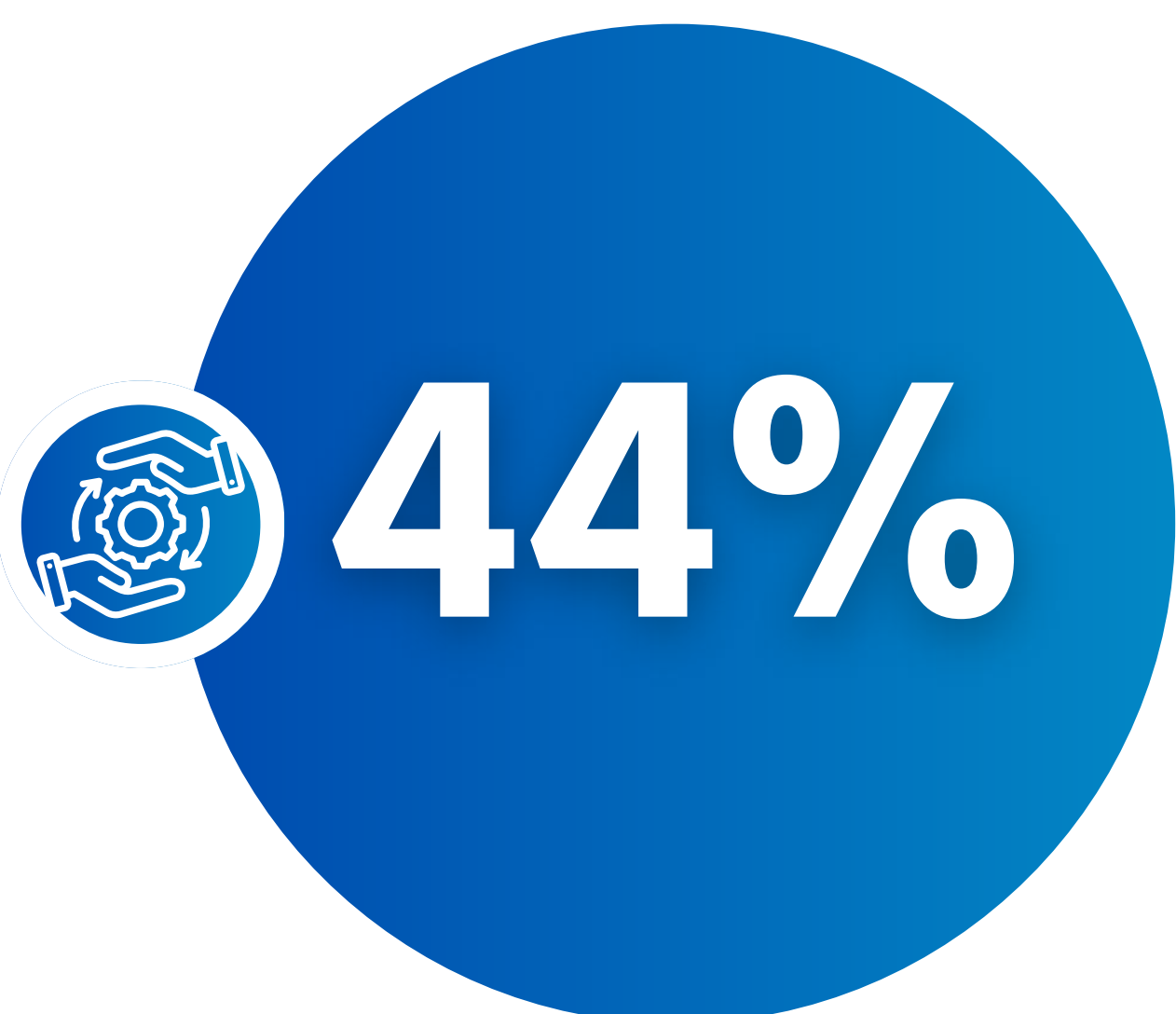
Teams are managing spend by ignoring data, increasing their risk

05

Managing Formats

Translate in-flow; avoid schema rewrites

The explosion of sources – cloud services, custom apps, edge devices, and sensors – plus vendor-specific conventions across the data lifecycle creates heterogeneity that makes analysis, treatment, and governance hard. New use cases keep adding novel fields and encodings. Normalizing all incoming data in the pipeline as you aggregate establishes one place where signals are interpreted and contextualized before they fan out.



Data team bandwidth goes into data pipeline maintenance

WHAT IT MEANS

Create a point as close to the source where incoming telemetry is universalized – enhancing visibility, governance, and control for teams and operators. Translate it from here into proprietary formats for downstream analysis.

THE CHALLENGE

Teams shoulder rising complexity as formats evolve and diverge, forcing constant rework. Each variation increases the time and effort required to manage, transform, and reconcile data across tools.

THE OUTCOME

Putting data into one form early in the lifecycle improves visibility across stakeholders, breaks down silos, and accelerates response. Analysts work from a shared picture, and understanding improves without costly, post-facto translation. It helps identify cross-source patterns, enables smarter correlation, and keeps teams in control of their telemetry.

06

Resilient by Design

Guarantee delivery and end-to-end lineage

Distributed estates now span clouds, regions, and edges – often over flaky networks and vendor-run links. Spikes, outages, and back-pressure turn telemetry gaps into investigation blind spots. Designing resilience in the pipeline – with buffering, retries, checkpoints, and replay – creates a single, reliable path where signals remain intact and traceable as they move.

WHAT IT MEANS

Place durable queues and acknowledgments close to collection; add failover routes and end-to-end lineage so every event can be proven, recovered, and delivered – no silent drops, no missing data.

THE CHALLENGE

Without built-in safeguards, transient failures and saturation lose events and context; RCAs stall, audits struggle, and teams spend time guessing rather than confirming what actually happened.



Teams have pipeline health monitoring automated

THE OUTCOME

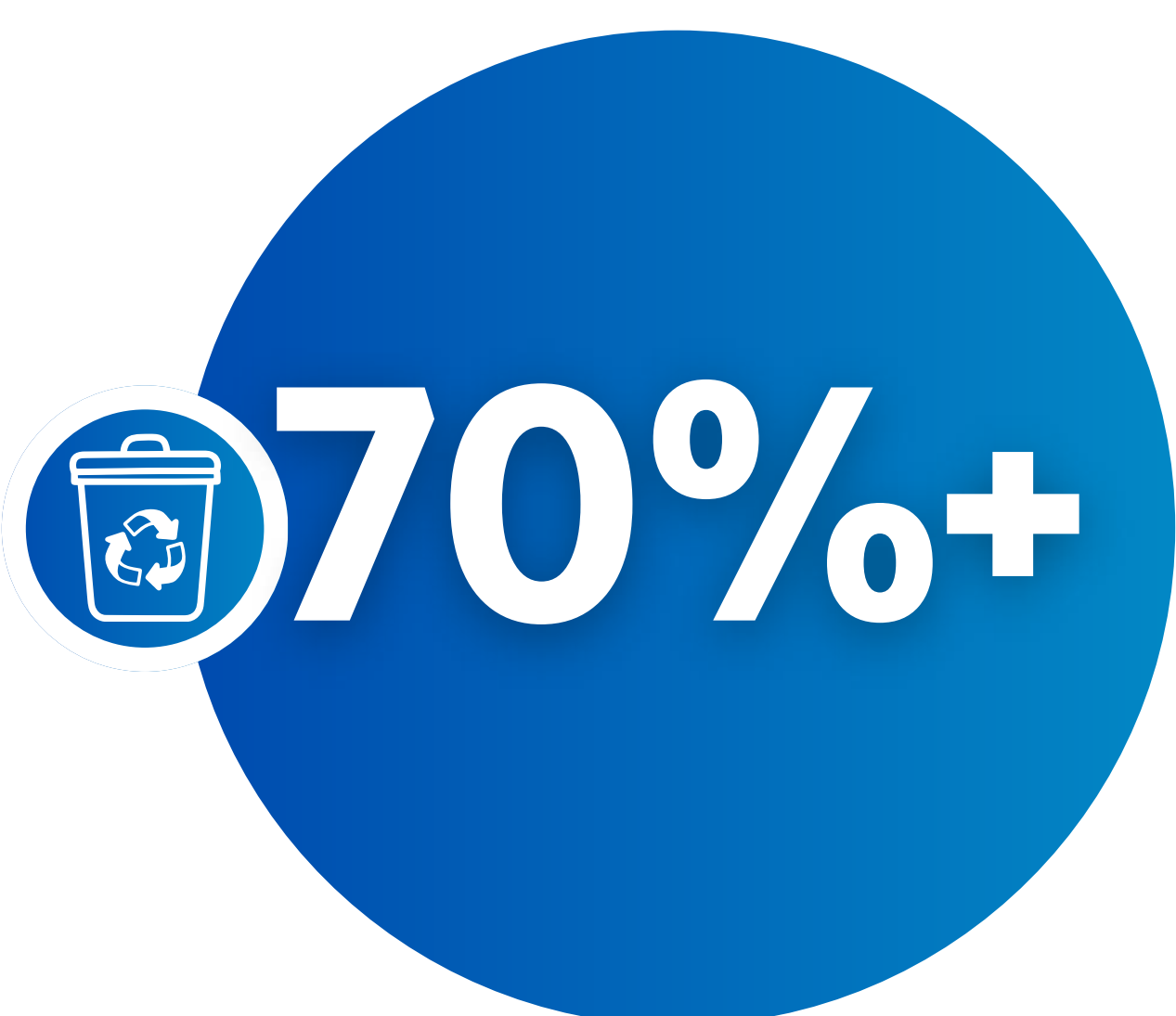
Telemetry arrives complete and verifiable, accelerating investigations and strengthening trust. Mesh architectures and resilient architectures scale and adapt to spikes and pressure. Operators work from a coherent timeline across tools; leaders get defensible post-mortems, steadier SLOs, and fewer data-loss surprises.

07

Usage-based Value

Analyze and retain only what teams actually use or need

Keeping everything “just in case” and putting it into complex analytical tools dilutes signal and bloats cost. Usage-based tuning aligns retention and fidelity to real consumption – fields queried, spans read, metrics referenced – so strategic analytics and storage reflects value, not habit, and teams work with data that earns its keep. Finding patterns and identifying what matters becomes finding small needles in increasingly enormous haystacks.



Observability data has no retention value

WHAT IT MEANS

Continuously measure access patterns and promote, tier, or drop accordingly – hot for high-value signals, cold or discard for the rest. Save your bandwidth, budget, time, and attention for what matters.

THE CHALLENGE

Untuned retention floods backends, slows queries, and hides issues in noise; budgets grow while insight per byte falls. Filtering reactively carries the risk of ignoring data which could have relevance later.

THE OUTCOME

MTTR improves as analysts navigate a sharper dataset; spend becomes predictable, and platforms stay responsive because they store what matters most. Relevance filtering is intelligent, automated, contextual, and informed by wider patterns and trends across years, not just weeks and months.

08

Leveraging AI

Use AI and automations to get the most value from your team’s skills

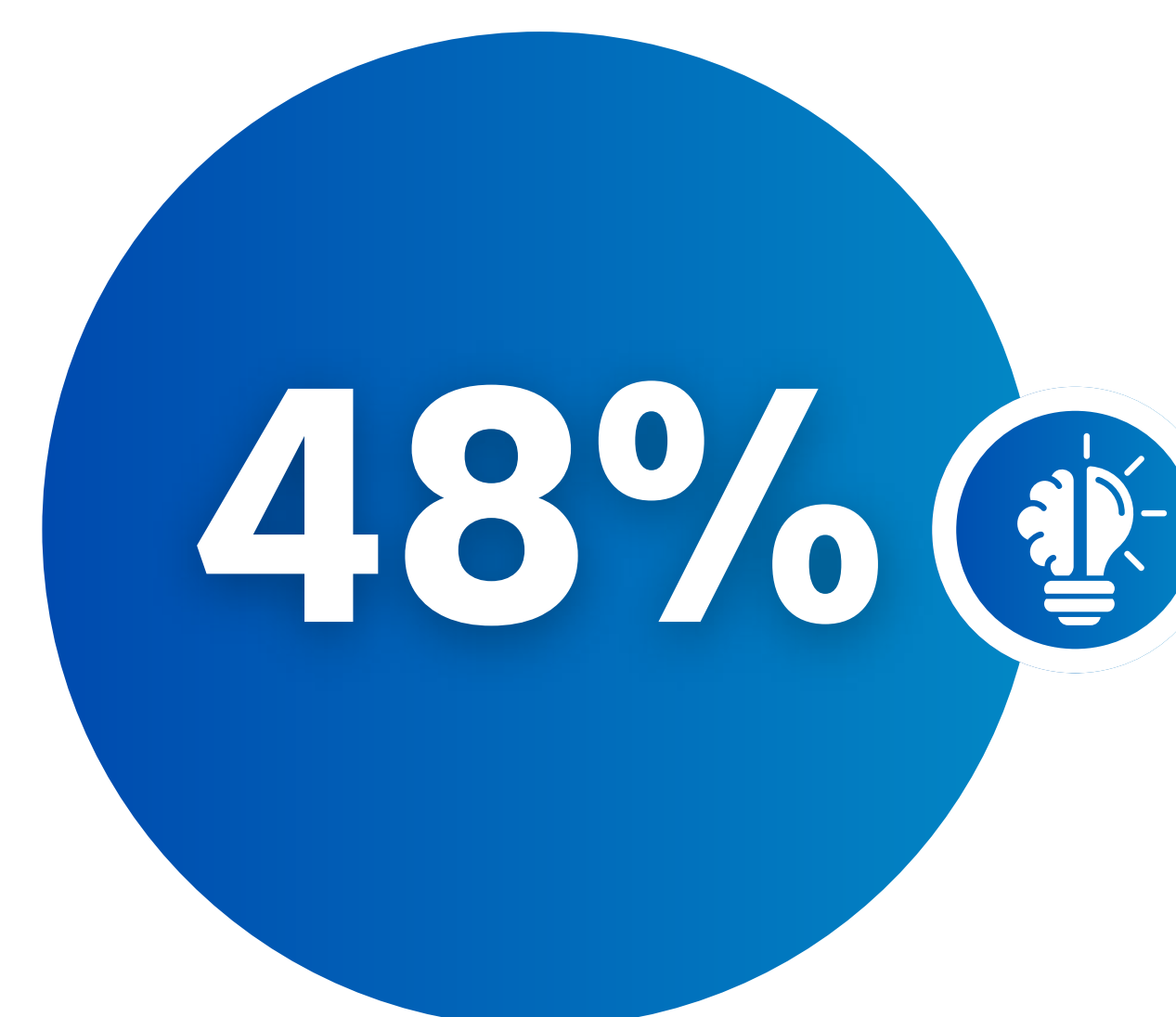
Manual plumbing doesn’t scale with cloud-native change. AI and Automation turns recurring friction – parser creation, schema-drift fixes, health checks, policy enforcement – into background work, so experts focus on reliability and incident response instead of caretaking pipelines. At a time when data engineering skill and tech debt isn’t keeping up with enterprise needs, making AI do the busy work and focusing on strategic goals delivers proactive, operational efficiency.

WHAT IT MEANS

Use policy-driven and AI-enabled routines that leverage the skills of AI: scale, pattern-recognition, and speedy response. Integrate sources, generate parses, detecting and correcting schema drift.

THE CHALLENGE

Skill gaps and repetitive tasks take attention way from deeper and more strategic work. Teams expend effort in managing operations instead of improving strategic postures and delivering improved outcomes.



Teams cite skills / knowledge gaps as a top observability blocker

THE OUTCOME

Onboarding accelerates, drift gets corrected early, and governance stays consistent without constant human intervention. Teams regain time for higher-value work and leaders see faster, steadier execution. Human error in repetitive tasks gets eliminated, and your team can focus on proactive, strategic tasks and goals.

5

Benefits and Strategic Implications

The principles aren't a new tool checklist; they're a different sequence for how observability works. By moving governance upstream – at collection and in motion – we ensure policy, context, and quality travel with the signal. That one change turns downstream platforms from data management tools into data analyzers. It also gives leaders something they rarely have in complex estates: a consistent truth across tools, teams, and time, even as sources, vendors, and architectures evolve.

Why this matters now: complexity is rising, AI is entering the loop, and expectations for reliability are uncompromising. Treating the pipeline as the control plane creates durable advantages – clearer incident cycles, steadier operations, and platform independence – while making data model-ready without a costly, post-facto scrub. What follows are the benefits and strategic implications leaders can count on when these principles guide how telemetry is collected, shaped, and delivered.

Reliability and risk reduction

- **Faster, clearer incident cycles:** Upstream governance preserves context, so teams investigate the event – not reconstruct it. (Industry data shows organizations with unified telemetry report materially less downtime.)
- **Fewer blind spots:** Collection-time policy reduces silent drops, schema breaks, and brittle handoffs that lengthen MTTR (now >1 hour for most teams).
- **Defensible post-mortems:** Lineage and delivery guarantees turn timelines into evidence, strengthening trust with customers and regulators.

Operating leverage and team velocity

- **Less manual effort:** Normalizing and enriching in motion reduces repetitive per-tool “translation” and parser maintenance (~44% of data teams' time today).
- **Sharper signals, calmer ops:** Adaptive fidelity cuts noise while increasing detail on demand, lowering alert fatigue and speeding triage.
- **Shorter lead times for change:** A pipeline control plane decouples producers from consumers – new sources, use cases, and destinations land faster.

Platform independence and future optionality

- **Freedom to choose (and switch):** Normalizing and enriching in motion reduces repetitive per-tool “translation” and parser maintenance (~44% of data teams' time today).
- **Lower integration risk:** One policy layer minimizes drift and duplication; centralized approaches are correlated with time/cost savings.
- **Resilience to heterogeneity:** As vendors evolve semantics, the pipeline absorbs variation – your operating model doesn't have to.

This also delivers AI-readiness, by ensuring data is structured at the point of ingestion. This delivers significantly enhanced Gen AI model output, lower risk of hallucinations, and cleaner and more effective automations and workflows.

6

The AI-powered future of observability

These principles aren't novel and they aren't fiction. Most observability leaders already know governance should start at collection, context should travel in motion, and platforms should analyze rather than reconcile. What's been missing is the operational capacity to sustain those practices at modern scale: thousands of services, changing schemas, multi-cloud edges, and nonstop delivery. AI changes the capacity equation. It can watch more signals than any team, work continuously, and apply policy with a consistency humans can't maintain under pressure.

AI also complements – not replaces – observability teams. It absorbs manual plumbing (parsers, drift checks, health validations), surfaces anomalies with richer context, and proposes policy changes based on real usage. That frees engineers to focus on reliability strategy, SLO design, and cross-team alignment, rather than stitching data together after the fact. In short: AI gives you the operating leverage to make upstream governance practical, durable, and calm.

Agentic AI is the key to unlocking the future

Traditional automation helps, but it's static: rules fire, scripts run, debt accumulates. Agentic AI adds what automation lacked – goal-seeking behavior that learns from context, adapts to change, and coordinates multi-step work. Agentic AI can (1) infer missing structure and generate parsers for new sources, (2) detect and correct schema drift before it fractures downstream views, (3) tune sampling and cardinality in response to incident conditions, and (4) recommend routing and retention based on what teams actually query. Because agentic AI reasons over topology, ownership, and historical behavior, they don't just execute tasks – they improve them over time. That is how the principles move from "ideal end-state" to achievable operating model.

Databahn partners with some of the world's most sophisticated enterprises to put this model into production today. Our platform applies agentic, policy-first governance from the edge through the pipeline, so signals arrive structured, enriched, and resilient – ready for whatever tools you run now (and the ones you'll choose next). The result is simple: downstream platforms focus on analysis, teams work from a shared truth, and leaders get steadier operations with AI that amplifies good practice rather than masking weak inputs. The leadership takeaway endures: govern where telemetry is born – and as it moves; let AI make that discipline scalable.

Sources

1. [Observability Pulse 2024 Report](#)
2. [Grafana Observability Survey 2024](#)
3. [2024 Observability Forecast](#)
4. [Wakefield Research - State of Data Management Report, 2021](#)
5. [The State of Data Management and its Impact on AI Development, 2024](#)
6. [The Great Data Divide, 2025](#)



Databahn.ai provides an AI-powered data pipeline and fabric platform that helps organizations securely collect, enrich, orchestrate and optimize enterprise data—including security, application, observability and IoT/OT data—for analytics and AI. The platform streamlines data workflows, improves data quality and enables real-time insights, helping businesses make faster, smarter decisions. By replacing fragmented toolchains with a unified, intuitive solution that requires no specialist training, DataBahn reduces complexity and cost while accelerating time to value for numerous Fortune 500 enterprises.

Learn more at www.databahn.ai

*© Databahn Inc. All Rights Reserved.
All third-party trademarks are the property of
their respective owners.*