

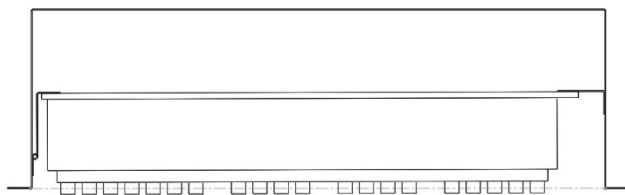
## Mounting DIN components into Teubels meter boxes.

Modifications required to install a ES23 into old Teubels meter boxes. These modifications are required to allow the door to close and MCB's etc to operate correctly.

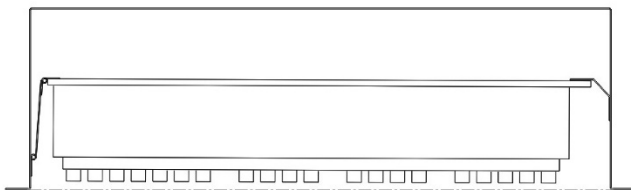
The following alteration are recommended:

1. The L shaped hinged mounting needs to be straightened and a piano hinge added so the panel can be located 8mm deeper into the box.
2. The fix mounting needs to be reshaped as shown. (Long Vice-grips are recommended for this).

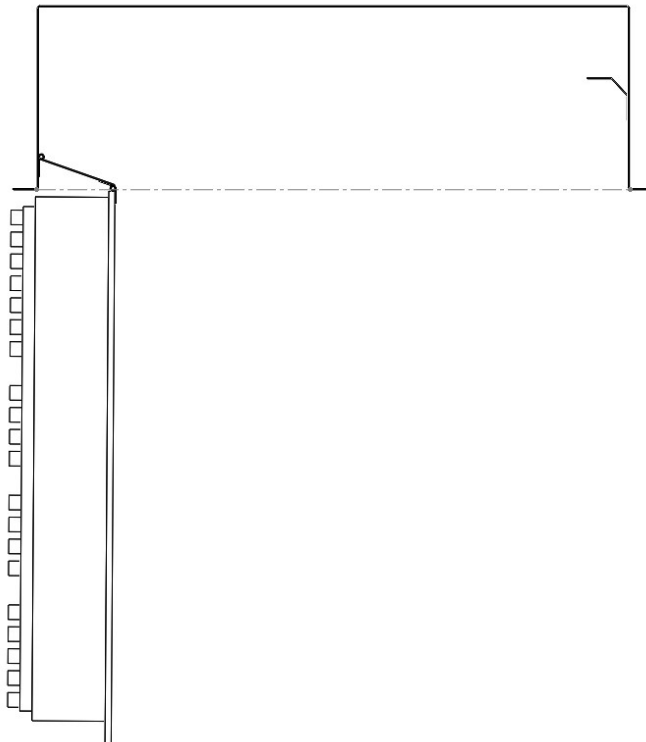
Note. These alterations allow the panel location to float and mount to exist mounting points, as well as letting panel to open to over 90 degrees without the components hitting the side of the box.



Without alterations ES23 on the panel showing alterations and the panel moved back.



Modified



Panel rotated open to 90 degrees