

MARTINI

GUEST

SWIVEL

LOUNGE

Price List Effective January 2025



SOURCE

How to Build a Martini Product Number

290 - H4 - B4 - WDL - C2

Style	
290	Fully Upholstered Shell Open Back
291	Fully Upholstered Shell Full Back

Base/Frame	
SL	Sled Frame
H4	High Four Swivel Base
H4C	High Four Swivel Base w/Casters
F4	Flat Four Swivel Base
WDL	Wood Leg Base

Metal Base Finish	
Standard Powder Coats	
B0	Black Matte
B4	Polished Aluminum
B5	Soft Chrome
B6	Chrome
B7	White
LBNZ	Light Bronze
MBNZ	Medium Bronze
DBNZ	Dark Bronze
GMTL	Gunmetal
BRS	Brass
Premium Powder Coats	
STN	Stone
LGB	Light Grey Blue
DGY	Dark Grey
LBL	Light Blue
AQU	Aqua
GRN	Green
YLW	Yellow
LRD	Light Red

Caster	
C7B	Chrome Caster w/Black Tread(standard)
C7G	Chrome Caster w/Grey Tread
C1	Hard Floor, Black
C2	Carpet, Black
C2G	Carpet, Grey

Wood Leg Finish	
NAT	Natural
CHY	Cherry
WCH	Warm Cherry
MAH	Mahogany
ESP	Espresso
WLT	Weathered Light
WMD	Weathered Medium
WGR	Weathered Grey
WNT	Walnut
DWNT	Dark Walnut
999	Custom
001	Black

Features

- Fully Upholstered Shell with Open and Full Back Options
- Two Tone Upholstery Available. Contact Customer Service for Details.
- Five Base Options
- Felt Glide Standard on H4 and F4, Plastic Glide Optional
- Plastic Glide Standard on WDL Bases, Felt Glide Optional
- GreenGuard Certified
- CAL 117 Standard CAL 133 Optional
- Meets ANSI/BIFMA Standards
- Lifetime Limited Warranty

Dimensions

Sled Frame	Flat Four Swivel Base	Wood Leg Base
Seat 18"H x 19"W x 18"D	Seat 18.5"H x 19"W x 18"D	Seat 17.5"H x 19"W x 18"D
Back 14"H	Back 14"H	Back 14"H
Inside Arms 20.5	Inside Arms 20.5	Inside Arms 20.5
Overall 30.25"H x 23"W x 23.5"D	Base Dia. 26"	Overall 30"H x 23"W x 25"D
	Overall 31"H x 23"W x 23.5"D	
High Four Swivel Base w/Casters	High Four Swivel Base	
Seat 18"H x 19"W x 18"D	Seat 19"H x 19"W x 18"D	
Back 14"H	Back 14"H	
Inside Arms 20.5	Inside Arms 20.5	
Base Dia. 26.25"	Base Dia. 26.25"	
Overall 30.5"H x 23"W x 23.5"D	Overall 31.25"H x 23"W x 23.5"D	

Option Pricing

F2	CAL 133 Compliance, Seat and Back	\$65
FG	Felt Glides for Wood Legs	\$20
PG	Plastic Glides for H4 and F4 Bases	\$20
C7G	Chrome Caster with Grey Tread	N/C
C1	Hard Floor Caster, Black	N/C
C2	Carpet Caster, Black	N/C
C2G	Carpet Caster, Grey	N/C
999	Custom Wood Finish Option - Set Up Fee	\$225 NET
PPC	Premium Powder Coat Finish Upcharge -	
	Net Charge Per Color Per Order	\$200 NET

Powder Coat Finish Options

Specify Finish Option from Above—Add to Chrome Price \$40

MARTINI

Upholstery Options

Single Fabric



Off Bolt (Standard cutting method)
COM 2 yds
COL 36 sqft

Railroaded
COM 2 yds
COL 36 sqft

Contrasting Fabrics A



Off Bolt (Standard cutting method)
COM
Outside Back .75 yds
Inside Back & Seat Pad 1.5 yds
COL
Outside Back 14 sqft
Inside Back & Seat Pad 27 sqft

Railroaded
COM
Outside Back .75 yds
Inside Back & Seat Pad 1.5 yds
COL
Outside Back 14 sqft
Inside Back & Seat Pad 27 sqft

Contrasting Fabrics B




Off Bolt (Standard cutting method)
COM
Outside & Inside Back 1.5 yds
Seat Pad .75 yds
COL
Outside & Inside Back 27 sqft
Seat Pad 14 sqft

Railroaded
COM
Outside & Inside Back 1.5 yds
Seat Pad .75 yds
COL
Outside & Inside Back 27 sqft
Seat Pad 14 sqft

MARTINI

COM/Grade A Grade B Grade C Grade D Grade E Grade F Grade G Grade H Leather COL



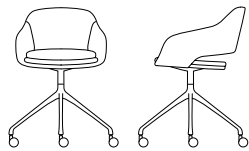
**Sled Frame
Open Back**

290-SL-B6	1435	1480	1515	1590	1655	1790	1895	2015	2180	1500
------------------	-------------	-------------	-------------	-------------	-------------	-------------	-------------	-------------	-------------	-------------



**High Four Swivel Base
Open Back**

290-H4-B4	1675	1725	1755	1840	1895	2030	2145	2265	2425	1740
------------------	-------------	-------------	-------------	-------------	-------------	-------------	-------------	-------------	-------------	-------------



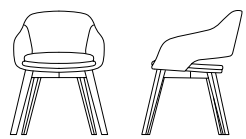
**High Four Swivel Base w/Casters
Open Back**

290-H4C-B4-C7B	1695	1750	1785	1865	1920	2055	2175	2290	2445	1765
-----------------------	-------------	-------------	-------------	-------------	-------------	-------------	-------------	-------------	-------------	-------------



**Flat Four Swivel Base
Open Back**

290-F4-B4	1765	1815	1845	1930	1985	2120	2240	2355	2515	1825
------------------	-------------	-------------	-------------	-------------	-------------	-------------	-------------	-------------	-------------	-------------




**Wood Leg Base
Open Back**

290-WDL-NAT	1630	1680	1715	1795	1860	1985	2105	2215	2385	1695
--------------------	-------------	-------------	-------------	-------------	-------------	-------------	-------------	-------------	-------------	-------------

MARTINI FULL BACK

COM/Grade A Grade B Grade C Grade D Grade E Grade F Grade G Grade H Leather COL



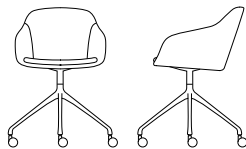
**Sled Frame
Full Back**

291-SL-B6	1580	1620	1660	1740	1800	1925	2040	2165	2325	1645
------------------	-------------	-------------	-------------	-------------	-------------	-------------	-------------	-------------	-------------	-------------



**High Four Swivel Base
Full Back**

291-H4-B4	1815	1875	1900	1985	2040	2180	2295	2410	2575	1885
------------------	-------------	-------------	-------------	-------------	-------------	-------------	-------------	-------------	-------------	-------------



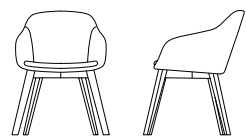
**High Four Swivel Base w/Casters
Full Back**

291-H4C-B4-C7B	1905	1965	1995	2080	2135	2270	2390	2505	2660	1975
-----------------------	-------------	-------------	-------------	-------------	-------------	-------------	-------------	-------------	-------------	-------------



**Flat Four Swivel Base
Full Back**

291-F4-B4	1905	1965	1995	2080	2135	2270	2390	2505	2660	1975
------------------	-------------	-------------	-------------	-------------	-------------	-------------	-------------	-------------	-------------	-------------



**Wood Leg Base
Full Back**

291-WDL-NAT	1780	1820	1865	1945	2000	2135	2250	2365	2525	1840
--------------------	-------------	-------------	-------------	-------------	-------------	-------------	-------------	-------------	-------------	-------------

MARTINI HEIGHT ADJUSTABLE SWIVEL

How to Build a Martini Height Adjustable Swivel Product Number

292 - ST - B0 - C2

Style

- 290 Martini Swivel Fully Upholstered Shell Open Back
- 291 Martini Swivel Fully Upholstered Shell Full Back
- 295 Martini High Back Swivel Fully Upholstered Full Back
- 292 Martini Plus Swivel Fully Upholstered Larger Full Back
- 293 Martini Plus High Back Swivel Fully Upholstered Full Back

Base/Frame

- ST Five Star Swivel/Tilt with Tension Control Height Adjustable Base

Metal Base Finish

- B0 Black Matte
- B4 Polished Aluminum

Caster

- C7B Chrome Caster w/Black Tread(standard)
- C7G Chrome Caster w/Grey Tread
- C2 Carpet, Black
- C2G Carpet, Grey

Features

- Fully Upholstered Shell
- Two Tone Upholstery Available. Contact Customer Service for Details.
- GreenGuard Certified
- CAL 117 Standard CAL 133 Optional
- Meets ANSI/BIFMA Standards
- Lifetime Limited Warranty

Dimensions

Martini Swivel

- Seat 16"-21"H x 19"W x 18"D
- Back 14"H
- Inside Arms 20.5"
- Base Dia. 26.25"
- Overall 28.75"-33.75"H x 23"W x 23.5"D

Martini Plus Swivel

- Seat 17.5"-20.25"H x 21"W x 20"D
- Back 16"H
- Inside Arms 21"
- Base Dia. 28"
- Overall 31.75"-34.5"H x 28"W x 28"D

Martini High Back Swivel

- Seat 17"-19.5"H x 19"W x 19"D
- Back 24"H
- Inside Arms 20.5"
- Base Dia. 26.5"
- Overall 39.5"-42"H x 26"W x 25"D

MARTINI HEIGHT ADJUSTABLE SWIVEL

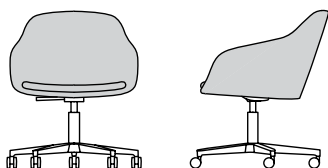
Option Pricing

F2	CAL 133 Compliance, Seat and Back	\$65
C7G	Chrome Caster with Grey Tread	N/C
C2	Carpet Caster, Black	N/C
C2G	Carpet Caster, Grey	N/C
B0	Black Matte Powder Coat	\$40

MARTINI HEIGHT ADJUSTABLE SWIVEL

Upholstery Options

Single Fabric



Martini Swivel

Off Bolt (Standard cutting method)
COM 2 yds
COL 36 sqft

Railroaded
COM 2 yds
COL 36 sqft

Martini High Back Swivel

Off Bolt (Standard cutting method)
COM 2.75 yds
COL 50 sqft

Railroaded
COM 2.75 yds
COL 50 sqft

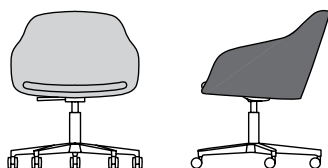
Martini Plus Swivel

Low Back **High Back**

Off Bolt (Standard cutting method)
COM 2.6 yds 3.25 yds
COL 47 sqft 59 sqft

Railroaded
COM 2.6 yds 3.25 yds
COL 47 sqft 59 sqft

Contrasting Fabrics A



Off Bolt (Standard cutting method)
COM
Outside Back .75 yds
Inside Back & Seat Pad 1.5 yds
COL
Outside Back 14 sqft
Inside Back & Seat Pad 27 sqft

Railroaded
COM
Outside Back .75 yds
Inside Back & Seat Pad 1.5 yds
COL
Outside Back 14 sqft
Inside Back & Seat Pad 27 sqft

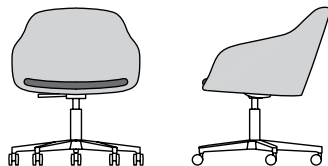
Off Bolt (Standard cutting method)
COM
Outside Back 1 yd
Inside Back & Seat Pad 1.75 yds
COL
Outside Back 18 sqft
Inside Back & Seat Pad 31 sqft

Railroaded
COM
Outside Back 1.5 yds
Inside Back & Seat Pad 2 yds
COL
Outside Back 18 sqft
Inside Back & Seat Pad 31 sqft

Off Bolt (Standard cutting method)
COM
Outside Back 1 yds 1.25 yds
Inside Back & Seat Pad 2 yds .25 yds
COL
Outside Back 14 sqft 21 sqft
Inside Back & Seat Pad 34 sqft 39 sqft

Railroaded
COM
Outside Back 1.75 yds 1.75 yds
Inside Back & Seat Pad 2 yds 2.25 yds
COL
Outside Back 14 sqft 21 sqft
Inside Back & Seat Pad 39 sqft

Contrasting Fabrics B



Off Bolt (Standard cutting method)
COM
Outside & Inside Back 1.5 yds
Seat Pad .75 yds
COL
Outside & Inside Back 27 sqft
Seat Pad 14 sqft

Railroaded
COM
Outside & Inside Back 1.5 yds
Seat Pad .75 yds
COL
Outside & Inside Back 27 sqft
Seat Pad 14 sqft


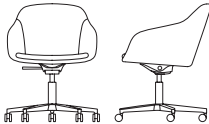
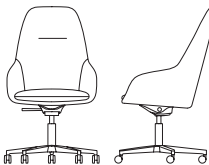
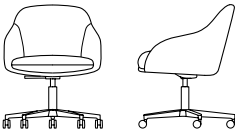
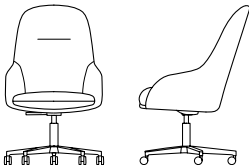
Off Bolt (Standard cutting method)
COM
Outside & Inside Back 2.25 yds
Seat Pad .75 yds
COL
Outside & Inside Back 40 sqft
Seat Pad 14 sqft

Railroaded
COM
Outside & Inside Back 2 yds
Seat Pad .75 yds
COL
Outside & Inside Back 40 sqft
Seat Pad 14 sqft

Off Bolt (Standard cutting method)
COM
Outside & Inside Back 2 yds 2.75 yds
Seat Pad 1 yds 1 yds
COL
Outside & Inside Back 34 sqft 46 sqft
Seat Pad 15 sqft 15 sqft

Railroaded
COM
Outside & Inside Back 2 yds 2.5 yds
Seat Pad 1 yds 1 yds
COL
Outside & Inside Back 34 sqft 46 sqft
Seat Pad 15 sqft 15 sqft

MARTINI HEIGHT ADJUSTABLE SWIVEL

	COM/Grade A	Grade B	Grade C	Grade D	Grade E	Grade F	Grade G	Grade H	Leather	COL
<div>  <div> Martini Swivel Height Adjustable Swivel Tilt </div> </div>										
290-ST-B4	1675	1725	1750	1835	1895	2030	2145	2270	2545	1735
<div>  <div> Martini Swivel Full Back Height Adjustable Swivel Tilt </div> </div>										
291-ST-B4	1815	1875	1900	1985	2040	2175	2295	2410	2425	1885
<div>  <div> Martini Swivel High Back Height Adjustable Swivel Tilt </div> </div>										
295-ST-B4	1930	2010	2040	2120	2180	2300	2415	2525	2675	2020
<div>  <div> Martini Plus Height Adjustable Swivel Tilt </div> </div>										
292-ST-B4	2350	2415	2470	2585	2680	2865	3040	3220	3460	2445
<div>  <div> Martini Plus High Back Height Adjustable Swivel Tilt </div> </div>										
293-ST-B4	2450	2515	2570	2685	2780	2965	3140	3320	3560	2545

MARTINI LOUNGE

How to Build a Martini Lounge Product Number

292 - SL - B6 - NAT

Style	
292	Fully Upholstered Low Back
293	Fully Upholstered High Back
294	Foot Rest

Base/Frame	
FH-AR-4G	Four Star Fixed Height Swivel w/Auto Return
FH-SW-4G	Four Star Fixed Height Swivel
SL	Sled Frame
WDL	Solid Wood Leg Frame

Metal Sled Base Finish	
Standard Powder Coats	
B0	Black Matte
B4	Polished Aluminum
B5	Soft Chrome
B6	Chrome
B7	White
LBNZ	Light Bronze
MBNZ	Medium Bronze
DBNZ	Dark Bronze
GMTL	Gunmetal
BRS	Brass
Premium Powder Coats	
STN	Stone
LGB	Light Grey Blue
DGY	Dark Grey
LBL	Light Blue
AQU	Aqua
GRN	Green
YLW	Yellow
LRD	Light Red

Wood Leg Finish	
NAT	Natural
CHY	Cherry
WCH	Warm Cherry
MAH	Mahogany
ESP	Espresso
WLT	Weathered Light
WMD	Weathered Medium
WGR	Weathered Grey
WNT	Walnut
DWNT	Dark Walnut
999	Custom
001	Black

Features

- Fully Upholstered
- Two Tone Upholstery Available. Contact Customer Service for Details.
- Four Base Options
- FH-AR-4G, FH-SW-4G, and 294 Metal Bases Offered in Matte Black or Polished Aluminum Only
- Felt Glide standard on FH Bases, Plastic Glide Optional
- Plastic Glide Standard on WDL Bases, Felt Glide Optional
- GreenGuard Certified
- CAL 117 Standard CAL 133 Optional
- Meets ANSI/BIFMA Standards
- Lifetime Limited Warranty

Dimensions

Four Star Fixed Height Swivel

	Low Back	High Back
Seat	17.5"H x 21"W x 20"D	17.5"H x 21"W x 20"D
Back	16"H	26"H
Inside Arms	21"	21"
Base Dia.	33"	33"
Overall	31.5"H x 26.5"W x 28"D	41"H x 26.5"W x 32"D

Sled Frame

	Low Back	High Back
Seat	17.5"H x 21"W x 20"D	17.5"H x 21"W x 20"D
Back	16"H	26"H
Inside Arms	21"	21"
Overall	30.75"H x 26.5"W x 26.5"D	40.5"H x 26.5"W x 31.5"D

Four Star Foot Rest

Overall	16"H x 22"W x 18.5"D
Top	22"W x 17.25"D
Base Dia.	18.5"
COM	1 yd for one - 1.5 yds for 2
COL	14 sqft

Wood Leg Base

	Low Back	High Back
Seat	17.5"H x 21"W x 20"D	17.5"H x 21"W x 20"D
Back	16"H	26"H
Inside Arms	21"	21"
Overall	31.75"H x 26.5"W x 26"D	41.5"H x 26.5"W x 29.5"D

MARTINI LOUNGE

Option Pricing

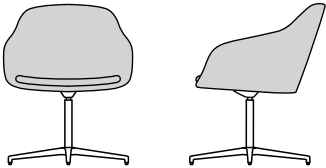
F2	CAL 133 Compliance, Seat and Back	\$65
FG	Felt Glides for Wood Legs	\$20
PG	Plastic Glides for H4 and F4 Bases	\$20
999	Custom Wood Finish Option - Set Up Fee	\$225 NET
PPC	Premium Powder Coat Finish Upcharge -	
	Net Charge Per Color Per Order	\$200 NET

Powder Coat Finish Options

Specify Finish Option from Above—Add to Chrome Price \$40

Upholstery Options

Single Fabric



Low Back

Off Bolt (Standard cutting method)	
COM	2.6 yds
COL	47 sqft

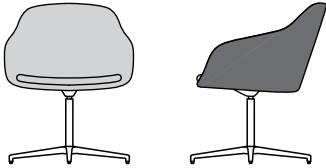
Railroaded	
COM	2.6 yds
COL	47 sqft

High Back

Off Bolt (Standard cutting method)	
COM	3.25 yds
COL	59 sqft

Railroaded	
COM	3.25 yds
COL	59 sqft

Contrasting Fabrics A



Low Back

Off Bolt (Standard cutting method)	
COM	
Outside Back	1 yds
Inside Back & Seat Pad	2 yds
COL	
Outside Back	14 sqft
Inside Back & Seat Pad	33 sqft


Railroaded	
COM	
Outside Back	1.75 yds
Inside Back & Seat Pad	2 yds
COL	
Outside Back	14 sqft
Inside Back & Seat Pad	33 sqft

High Back

Off Bolt (Standard cutting method)	
COM	
Outside Back	1.25 yds
Inside Back & Seat Pad	2.25 yds
COL	
Outside Back	21 sqft
Inside Back & Seat Pad	39 sqft

Railroaded	
COM	
Outside Back	1.75 yds
Inside Back & Seat Pad	2.25 yds
COL	
Outside Back	21 sq
Inside Back & Seat Pad	39 sqft

Contrasting Fabrics B



Low Back

Off Bolt (Standard cutting method)	
COM	
Outside & Inside Back	2 yds
Seat Pad	1 yds
COL	
Outside & Inside Back	34 sqft
Seat Pad	15 sqft





Railroaded	
COM	
Outside & Inside Back	2 yds
Seat Pad	1 yds
COL	
Outside & Inside Back	34 sqft
Seat Pad	15 sqft

High Back

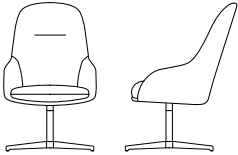
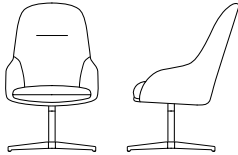
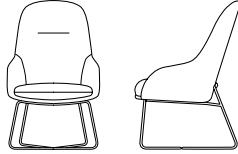
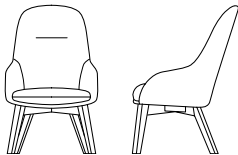

Off Bolt (Standard cutting method)	
COM	
Outside & Inside Back	2.75 yds
Seat Pad	1 yds
COL	
Outside & Inside Back	46 sqft
Seat Pad	15 sqft

Railroaded	
COM	
Outside & Inside Back	2.5 yds
Seat Pad	1 yds
COL	
Outside & Inside Back	46 sqft
Seat Pad	15 sqft

MARTINI LOUNGE

COM/Grade A Grade B Grade C Grade D Grade E Grade F Grade G Grade H Leather COL										
		Four Star Fixed Height Swivel w/Auto Return Low Back								
292-FH-AR-4G	2250	2310	2365	2475	2565	2745	2910	3080	3315	2340
		Four Star Fixed Height Swivel Low Back								
292-FH-SW-4G	2250	2310	2365	2475	2565	2745	2910	3080	3315	2340
		Sled Frame Low Back								
292-SL	2150	2210	2260	2365	2450	2625	2780	2945	3165	2235
		Wood Leg Frame Low Back								
292-WDL	2250	2310	2365	2475	2565	2745	2910	3080	3315	2340

MARTINI LOUNGE

	COM/Grade A	Grade B	Grade C	Grade D	Grade E	Grade F	Grade G	Grade H	Leather	COL
	Four Star Fixed Height Swivel w/Auto Return High Back									
293-FH-AR-4G	2350	2415	2470	2585	2680	2865	3040	3220	3460	2445
	Four Star Fixed Height Swivel High Back									
293-FH-SW-4G	2350	2415	2470	2585	2680	2865	3040	3220	3460	2445
	Sled Frame High Back									
293-SL	2250	2310	2365	2475	2565	2745	2910	3080	3315	2340
	Wood Leg Frame High Back									
293-WDL	2350	2415	2470	2585	2680	2865	3040	3220	3460	2445
	Four Star Fixed Height Foot Rest									
294	750	770	790	825	855	915	970	1025	1105	780

PRICES

All published prices are recommended retail prices. Applicable sales taxes are additional. Prices are subject to change without notice.

PAYMENT TERMS

Net 30 days, with established credit. Until credit is approved, a fifty percent deposit must be sent with the order, the balance is due prior to shipment. Deposits are non-refundable in the event of cancellation. If deposit has been placed on original order, applicable cancellation charges to be deducted from the deposit amount. Remainder of deposit will be held in the form of a credit for future orders.

FREIGHT POLICY

All orders are FOB Destination.

Orders under \$7500 net will incur a minimum freight charge of \$225.

Orders over \$7500 net will be charged the standard 3% of net freight fee.

These fees are applicable for any shipment being made within the contiguous U.S.

Source International reserves the right to select method of shipment and carrier.

CONCEALED DAMAGE

If products are received damaged, a written exception should be made on the bill of lading and an immediate inspection be requested of the carrier. Concealed damage must be reported to the carrier within the specific carrier's predetermined timeline. Failure to make claims shall constitute acceptance of the products and waiver any claims of defects, errors or shortages.

RETURNS AND ALLOWANCES

All product is made to order. No merchandise may be returned without a return authorization and shipping instructions. No credit or allowance will be given for repairs to defective materials unless Source International has given authority to make such repairs.

ORDER ENTRY

All orders must be submitted in writing. Email to cr@sourceinternationaldesign.com or Fax to 508-842-1838.

ACKNOWLEDGEMENTS

All orders will be acknowledged in writing. Orders will be manufactured based on the written acknowledgement. It is the customer's responsibility to review each acknowledgement and communicate with the factory if there are errors within 48 hours.

CANCELLATIONS

Any changes or cancellation may result in charges if materials have entered into production. If an order is cancelled while in production, a cancellation fee will be applied based on the status of order at time of cancellation.

FABRICS

Not all graded in fabrics are approved for all product lines. Send memo samples for approval to:
Source International 17 Gilmore Dr, Sutton, MA 01590.

Please tag memo samples with:

The product the fabric is being reviewed for, and your contact information

Graded In Partners

We are proud to offer graded in fabric programs with the following companies:

Anzea
Architex
Camira
CF Stinson
Camira
DesignTex
Knoll
Maharam
Mayer
Momentum
Ultrafabrics

Customer's Own Material

C.O.M. fabric must be approved prior to acceptance of the order. The material must be provided in 54" wide continuous yardage. All fabric will be directionally cut straight off the bolt unless otherwise specified. A C.O.M. form must be filled out and submitted along with purchase order. Yardage requirements listed are for small patterns or plain materials. The material must be shipped to the factory prepaid and with proper reference to the order. Source International is not responsible for appearance, performance or durability of C.O.M

LEATHER

Leather Prices published in this price list are for our stock leather "MAMMUT" by Wollsdorf Leather in the following colors:

25599 Black
25519 Pewter
35062 Charcoal

Additional leather colors in the Mammut line can be quoted. All other leathers will be priced as COL.