

Price List Effective October 2025



How to Build a Scape Lounge Number

5520 - SCR - NP

Style		Power Outlets	
5520	Club Chair	NP	No Power
5521	Center Section Unit	PWR	___ ___ L left, C center, R right
5522	Left Hand End Unit		
5523	Right Hand End Unit		
5524	Ottoman		
5525	Quarter Round Ottoman		
5526	Quarter Round Inside Corner		
5527	Quarter Round Outside Corner		
5528	Square Inside Corner		
5529	Square Outside Corner		
Frame Finish - Textured			
SCR	Soft Chrome (standard)		
BLK	Black Matte		
WHT	White		
LBNZ	Light Bronze		
MBNZ	Medium Bronze		
DBNZ	Dark Bronze		
GMTL	Gunmetal		

Features

- Scape modular units available with two back heights, 29" and 43"High Back
- Frame/Base is textured powdercoat finish in seven color options
- Optional plastic and felt glides attach to legs with a 3M double sided adhesive strip
- Leveling glides not available
- Power and USB Port Option have selected locations options based on unit
- L, C and R are Left, Center and Right as you sit in the unit
- 108" cord for each power unit
- Power plate finish will match seating unit frame finish
- Power Components are UL Listed
- Greenguard Certified
- Meets ANSI/ BIFMA Standards
- Lifetime Limited Warranty

Dimensions

Club Chair

Seat	26"W x 21"D x 17"H
Back	26"W x 12.25"H
Overall Size	34"W x 30"D x 29.25"H
C.O.M.	5.5 yds
C.O.L.	99 sqft.

Ottoman

Seat	30"W x 30"D x 17"H
C.O.M.	1.75 yds
C.O.L.	31.5 sqft

Quarter Round Ottoman

Seat	30"W x 30"D x 17"H
C.O.M.	1.75 yds
C.O.L.	31.5 sqft
C.O.L.	72 sqft

Center Section Unit

Seat	26"W x 21"D x 17"H
Back	26"W x 12.25"H
Overall Size	26"W x 30"D x 29.25"H
C.O.M.	2.25 yds
C.O.L.	40.5 sqft.

Quarter Round Inside Corner

Seat	21"W x 17"H
Back	12.25"H
Overall Size	30"W x 30"D x 29.25"H
C.O.M.	4 yds

Quarter Round Outside Corner

Seat	21"W x 17"H
Back	12.25"H
Overall Size	30"W x 30"D x 29.25"H
C.O.M.	2.25 yds
C.O.L.	36 sqft

Left Hand/Right Hand End Unit

Seat	26"W x 21"D x 17"H
Back	26"W x 12.25"H
Overall Size	30"W x 30"D x 29.25"H
C.O.M.	3.6 yds
C.O.L.	65 sqft.

Square Inside Corner

Seat	21"W x 21"D x 17"H
Back	26"H
Overall Size	30"W x 30"D x 29.25"H
C.O.M.	4.5 yds
C.O.L.	81 sqft

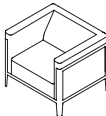
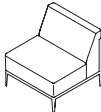
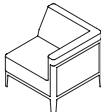
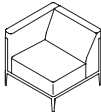
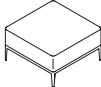
Square Outside Corner

Seat	30"W x 30"D x 17"H
Back	26"H
Overall Size	30"W x 30"D x 29.25"H
C.O.M.	3.75 yds
C.O.L.	54 sqft

Option Pricing

	Standard Powder Coat Finish Options -	
	Specify Finish Option From Above	N/C
F1	CAL 133 Compliance, Chairs, Corner Units	\$170
F2	CAL 133 Compliance, Ottomans	\$60
MB1	Moisture Barrier, Chairs, Corner Units, Seats only	\$60
GD	Ganging Connector -	
	Connects Two Upholstered Pieces - Field Installed	\$25
PGS	Plastic Glides, Set of Four	\$20
FGS	Felt Glides, Set of Four	\$20
PWR	Power Outlet - Two Plugs and Two USB Ports	\$515

Scape

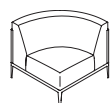
		COM/Grade A	Grade B	Grade C	Grade D	Grade E	Grade F	Grade G	Grade H	Leather	COL
	Club Chair										
5520		3630	3745	3920	4000	4115	4445	4675	4970	5540	3890
	Center Section Unit										
5521		2160	2220	2335	2375	2440	2640	2770	2955	3290	2310
	Left Hand Unit										
5522		2880	2975	3120	3170	3260	3525	3700	3935	4395	3085
	Right Hand Unit										
5523		2880	2975	3120	3170	3260	3525	3700	3935	4395	3085
	Ottoman										
5524		1880	1950	2045	2075	2140	2305	2425	2585	2870	2030

COM/Grade A Grade B Grade C Grade D Grade E Grade F Grade G Grade H Leather COL



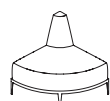
Quarter Round Ottoman

5525	1790	1835	1935	1965	2030	2185	2295	2440	2725	1915
------	------	------	------	------	------	------	------	------	------	------



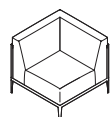
Quarter Round Inside Corner

5526	3455	3550	3730	3800	3905	4230	4440	4705	5255	3685
------	------	------	------	------	------	------	------	------	------	------



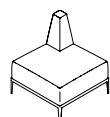
Quarter Round Outside Corner

5527	2165	2225	2340	2380	2440	2645	2770	2955	3295	2315
------	------	------	------	------	------	------	------	------	------	------



**Square Inside Corner
90° Transition Unit**

5528	3280	3370	3530	3600	3695	4005	4205	4470	4990	3505
------	------	------	------	------	------	------	------	------	------	------



Square Outside Corner

5529	2570	2645	2770	2830	2905	3140	3300	3510	3915	2750
------	------	------	------	------	------	------	------	------	------	------

Upholstery and Planning Notes

Layout plans should be sent with PO when possible

CAD 2D, 3D, Revit and CET symbols available on website

Source International will cut randomly off the bolt with our best layout discretion as standard procedure

Solid fabrics with some stretch are best suited for the curved seating units in Scape

Fabrics with stiff backing can cause upholstery wrinkles on the curved units

For patterns, please let us know if a specific pattern layout is desired or if you want pattern matching from unit to unit

Additional fabric will be required and costs will need to be specially quoted based on total quantities

Fabrics in our graded in program are not automatically approved for all Scape units

To submit fabrics for approval, please note the products they will be used on and send to:

Customer Relations/Fabric Approval

Source International

17 Gilmore Drive

Sutton, MA 01590

cr@sourceinternationaldesign.com

Scape High Back

How to Build a Scape High Back Lounge Number

5521HB - SCR - NP

Style	Power Outlets
5521HB Center Section Unit	NP No Power
5522HB Left Hand End Unit	PWR ___ L left, C center, R right
5523HB Right Hand End Unit	
5526HB Quarter Round Inside Corner	
5527HB Quarter Round Outside Corner	
5528HB Square Inside Corner	
5529HB Square Outside Corner	
Frame Finish - Textured	
SCR Soft Chrome (standard)	
BLK Black Matte	
WHT White	
LBNZ Light Bronze	
MBNZ Medium Bronze	
DBNZ Dark Bronze	
GMTL Gunmetal	

Features

- Scape modular units available with two back heights, 29" and 43"High Back
- Frame/Base is textured powdercoat finish in seven color options
- Optional plastic and felt glides attach to legs with a 3M double sided adhesive strip
- Leveling Glides Not Available
- Power and USB Port Option have selected locations options based on unit
- L, C and R are Left, Center and Right as you sit in the unit
- 108" cord for each power unit
- Power plate finish will match seating unit frame finish
- Power Components are UL Listed
- Worksurfaces to be installed at 42" high
- Worksurfaces field installed with factory supplied hardware and instructions
- Worksurface finish options in laminate, wood, or Corian
- 25" Wide Worksurface for center section and end units, models 5521HB, 5522HB, 5523HB unit model
- 29" Wide Worksurface for inside square unit model 5528HB only
- 30" Radius for corner unit 5526HB only
- Greenguard Certified
- Meets ANSI/BIFMA Standards
- Lifetime Limited Warranty

Dimensions

Center Section HB

Seat	26"W x 21"D x 17"H
Back	26"W x 12.25"H
Overall Size	26"W x 30"D x 43"H
C.O.M.	3 yds
C.O.L.	54 sqft.

Right Hand End Unit HB

Seat	26"W x 21"D x 17"H
Back	30"W x 26"H
Overall Size	30"W x 30"D x 43"H
C.O.M.	5.5 yds
C.O.L.	99 sqft.

Left Hand End Unit HB

Seat	26"W x 21"D x 17"H
Back	30"W x 26"H
Overall Size	30"W x 30"D x 43"H
C.O.M.	5.5 yds
C.O.L.	99 sqft.

Quarter Round Inside Corner HB

Seat	21"R x 17"H
Back	26"H
Overall Size	30"W x 30"D x 43"H
C.O.M.	4.5 yds
C.O.L.	99 sqft

Quarter Round Outside Corner HB

Seat	21"R x 17"H
Back	26"H
Overall Size	30"W x 30"D x 43"H
C.O.M.	2.75 yds
C.O.L.	54 sqft

Square Inside Corner HB

Seat	30"W x 30"D x 17"H
Back	26"H
Overall Size	30"W x 30"D x 43"H
C.O.M.	5 yds
C.O.L.	99 sqft

Square Outside Corner HB

Seat	30"W x 30"D x 17"H
Back	26"H
Overall Size	30"W x 30"D x 43"H
C.O.M.	3.75 yds
C.O.L.	54 sqft

Worksurface



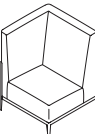
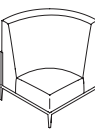
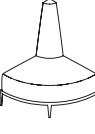
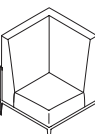
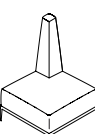
WKS 25	25"W x 11"D x .75"H
WKS 29	29"W x 11"D x .75"H
WKS Radius	30"W x 11"D x .75"H

Corian Worksurfaces .5"H

Option Pricing

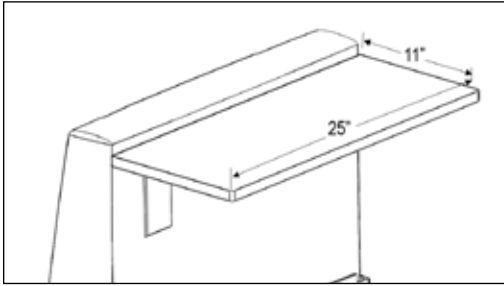
	Standard Powder Coat Finish Options -	
	Specify Finish Option From Above	N/C
WKS 25 LAM	Laminate Work Surface - 25	\$445
WKS 29 LAM	Laminate Work Surface - 29	\$445
WKS Radius LAM	Laminate Work Surface - Corner	\$950
WKS 25 WDL	Wood Work Surface - 25	\$575
WKS 29 WDL	Wood Work Surface - 29	\$575
WKS Radius WDL	Wood Work Surface - Corner	\$1,125
WKS 25 COR	Corian Work Surface - 25	\$1,195
WKS 29 COR	Corian Work Surface - 29	\$1,195
WKS Radius COR	Corian Work Surface - Corner	\$1,950
F1	CAL 133 Compliance, Seat Only	\$275
MB1	Moisture Barrier, Chairs, Corner Units, Seats only	\$60
GD	Integrated Ganging Connector -	
	Connects Two Upholstered Pieces	\$25
PGS	Plastic Glides, Set of Four	\$20
FGS	Felt Glides, Set of Four	\$20
PWR	Power Outlet - Two Plugs and Two USB Ports	\$515

Scape High Back

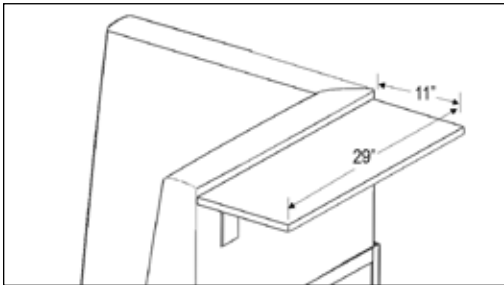
	COM/Grade A	Grade B	Grade C	Grade D	Grade E	Grade F	Grade G	Grade H	Leather	COL
Center Section Unit High Back										
										
5521HB	2480	2550	2685	2730	2805	3040	3195	3390	3780	2650
Left Hand End Unit High Back										
										
5522HB	3405	3515	3680	3750	3855	4170	4380	4665	5200	3650
Right Hand End Unit High Back										
										
5523HB	3405	3515	3680	3750	3855	4170	4380	4665	5200	3650
Quarter Round Inside Corner High Back										
										
5526HB	3895	4005	4205	4280	4395	4765	5000	5315	5935	4155
Quarter Round Outside Corner High Back										
										
5527HB	2475	2545	2660	2720	2785	3025	3165	3375	3770	2640
Square Inside Corner High Back 90° Transition Unit										
										
5528HB	3470	3580	3750	3825	3925	4250	4460	4740	5290	3715
Square Outside Corner High Back										
										
5529HB	2510	2590	2720	2760	2840	3075	3225	3430	3825	2690

Scape High Back

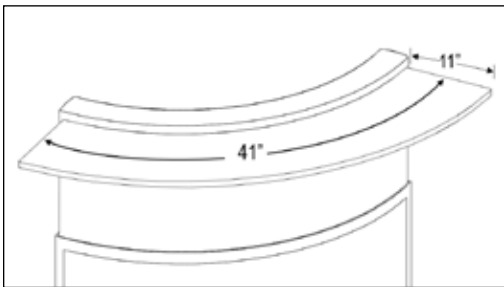
Worksurfaces for Scape High Back



WKS25 Can be installed on 5521HB, 5522HB, 5523HB



WKS29 Can be installed on 5528HB



WKS30 Can be installed on 5526HB

Upholstery and Planning Notes

Layout plans should be sent with PO when possible

CAD 2D, 3D, Revit and CET symbols available on website

Source International will cut randomly off the bolt with our best layout discretion as standard procedure

Solid fabrics with some stretch are best suited for the curved seating units in Scape

Fabrics with stiff backing can cause upholstery wrinkles on the curved units

For patterns, please let us know if a specific pattern layout is desired or if you want pattern matching from unit to unit

Additional fabric will be required and costs will need to be specially quoted based on total quantities

Fabrics in our graded in program are not automatically approved for all Scape units

To submit fabrics for approval, please note the products they will be used on and send to:

Customer Relations/Fabric Approva

Source International

17 Gilmore Drive

Sutton, MA 01590

cr@sourceinternationaldesign.com

Scape Private Club

How to Build a Scape Private Club Number

5550

-

SCR

-

NP

Style
5550 Private Club

Frame Finish - Textured
SCR Soft Chrome (standard)
BLK Black Matte
WHT White
LBNZ Light Bronze
MBNZ Medium Bronze
DBNZ Dark Bronze
GMTL Gunmetal

Power Outlets
NP No Power (standard)
PWR __ C __ C center location only

Features

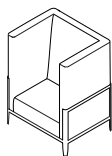
- Scape Private Club is 49" high. The Scape high back units are 43" high
- Frame/Base is textured powdercoat finish in seven color options
- Power and USB Port Option available in Center Location only
- 108" cord for each power unit
- Power plate finish will match seating unit frame finish
- Power Components are UL Listed
- Greenguard Certified
- Meets ANSI/ BIFMA Standards
- Lifetime Limited Warranty

Dimensions

Private Club	
Seat	30"W x 21"D x 17"H
Back	30"W x 33.25"H
Overall Size	38"W x 30"D x 49"H
C.O.M.	9 yds

Option Pricing

F3	Cal 133 Compliance - Private Club	\$170
MB1	Moisture Barrier - Seat Only	\$60
GD	Ganging Device (connects two upholstered pieces)	\$25
FG-1	Felt Glide Sleeve for chair, set of four	\$60
PWR	Power Outlet-Two Power and Two USB Ports	\$515



Private Club

5550	4620	4765	4995	5085	5225	5660	5935	6320
------	------	------	------	------	------	------	------	------

Upholstery and Planning Notes

Layout plans should be sent with PO when possible
CAD 2D, 3D, Revit and CET symbols available on website
Source International will cut randomly off the bolt with our best layout discretion as standard procedure
Solid fabrics with some stretch are best suited for the curved seating units in Scape
Fabrics with stiff backing can cause upholstery wrinkles on the curved units
For patterns, please let us know if a specific pattern layout is desired or if you want pattern matching from unit to unit
Additional fabric will be required and costs will need to be specially quoted based on total quantities
Fabrics in our graded in program are not automatically approved for all Scape units
To submit fabrics for approval, please note the products they will be used on and send to:
Customer Relations/Fabric Approval
Source International
17 Gilmore Drive
Sutton, MA 01590
cr@sourceinternationaldesign.com

Scape Tables

How to Build a Scape Table Number

5530 - SCR - WDT - NAT

Style

5530	Table 30" x 30" x 9"H
5531	Table 30" x 30" x 15" H
5532	Quarter Radius Table 30" x 30" x 15" H
5533	Quarter Radius Table 30" x 30" x 9" H
5536	Power Table 30" x 30" x 15"H

Frame Finish - Textured

SCR	Soft Chrome (standard)
BLK	Black Matte
WHT	White
LBNZ	Light Bronze
MBNZ	Medium Bronze
DBNZ	Dark Bronze
GMTL	Gunmetal

Table Top

WDT	Wood Top
LAM	Laminate Top
COR	Corian Top
GLS	Glass Top

Top Finish

WDT Wood Finish

NAT	Natural
CHY	Cherry
WCH	Warm Cherry
MAH	Mahogany
ESP	Espresso
WLT	Weathered Light
WMD	Weathered Medium
WCR	Walnut
WGR	Weathered Grey
DWNT	Dark Walnut
001	Black
999	Custom

LAM Laminate Color

WHT	Linen Matte D427-60
BLK	Black
MPL	Fusion Maple 7909-60
GRY	Fashion Grey D381-60
GRY2	Slate Grey D91-60
WLT	Montana Walnut 7110K-78
TEAK	Studio Teak 7960K-18

COR Corian

Glacier White

Features

Scape Tables offered with six textured frame finish options

Four Table Top Finish Material Options

Laminates are all by Wilsonart

Corian color is Glacier White

Glass Top is white painted back

Power Table available with laminate top only

Corian and Glass Table tops are field installed and attached to frame with double back adhesive tape

Wood and Laminate tops mechanically fastened to frame

Power Table is standard with two power outlets and two USB ports on opposite table sides

108" cord for Power Table, one for each power unit

Power plate finish will match table frame finish

Power Components are UL Listed

Lifetime Limited Warranty

Option Pricing

PGS	Plastic Glides, set of four	\$20
FGS	Felt Glides, set of four	\$20
999	Set up Charge for Custom Wood Finish	\$225 NET

Scape Tables

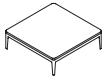


Table
30" x 30" x 9"

5530 WDT	Wood Top	1415
5530 LAM	Laminate Top	1715
5530 GLS	Glass Top	1480
5530 COR	Corian Top	3180

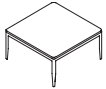


Table
30" x 30" x 15"

5531WDT	Wood Top	1515
5531 LAM	Laminate Top	1815
5531 GLS	Glass Top	1560
5531 COR	Corian Top	3285



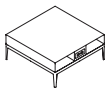
Quarter Radius Table
30" x 30" x 15"

5532 WDT	Wood Top	1370
5532 LAM	Laminate Top	1385
5532GLS	Glass Top	1415
5532 COR	Corian Top	2845



Quarter Radius Table
30" x 30" x 9"

5533 WDT	Wood Top	1405
5533 LAM	Laminate Top	1420
5533 GLS	Glass Top	1445
5530 COR	Corian Top	2880



Power Table
30" x 30" x 15"

5536LAM	Laminate Top	5945
----------------	--------------	-------------

Scape Power Information

Each Power Outlet will have two Power, two 2.1 AMP USB and a 108" Power Cord in Black



Features

2.50" x 6" 2 Power Outlet – 2 UBS Outlets

12A, 120 VAC Spill Resistant receptacles

USB charging ports that work with USB compatible devices

USB Ratings: 2.1A, 11 watts, 5V/DC

Integral circuit breaker protection

All metal construction

Power plate finish will match seating unit frame finish


Rugged powder coat, and aluminum anodize finishes for lasting durability

Outside Quarter Round units 5525, 5527, and 5527HB do not have power capability

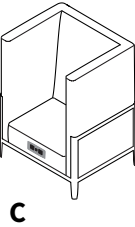
Scape Power Outlet Location Options

L, C and R are Left, Center and Right as you sit in the unit

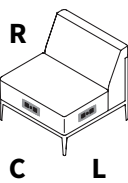
5520



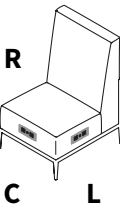
5550



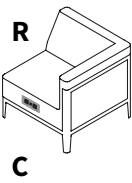
5521



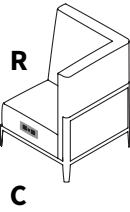
5521HB



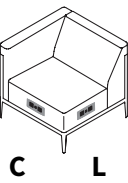
5522



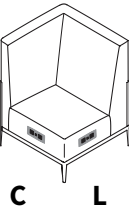
5522HB



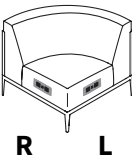
5523



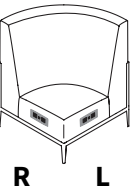
5523HB



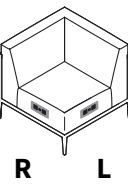
5526



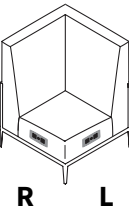
5526HB



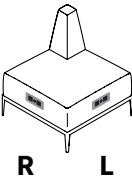
5528



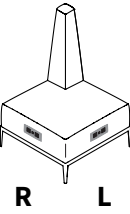
5528HB



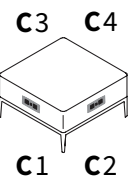
5529



5529HB



5524



Scape Pillows

How to Build a Scape Pillow Number

5540

Style _____

5540 Pillow 18" x 18"

5540TF Two Fabrics

5541 Pillow 20" x 20"

5541TF Two Fabrics

5542 Pillow 14" x 20"

5542TF Two Fabrics

5543 Pillow 32" x 16" For Scape Private Club

5543TF Two Fabrics

5544 Pillow 16" x 16"

5544TF Two Fabric

Features

All pillows are fully upholstered with sewn seams on all four sides
Two fabric pillows available. If fabric is graded in, price at higher grade level
Filled with 100% premium fiberfill
Pillows to be cut randomly off the bolt

Dimensions

5540	5541	5542	5543	For Scape Private Club
18" x 18"	20" x 20"	14" x 20"	16" x 32"	
C.O.M. .6 yds per one pillow .6 yds per side if two fabrics	C.O.M. .6 yds per one pillow .6 yds per side if two fabrics	C.O.M. .5 yds per one pillow .5 yds per side if two fabrics	C.O.M. 1 yd per one pillow .6 yds per side if two fabrics	
C.O.L. 10 sqft per one	C.O.L. 10 sqft per one	C.O.L. 9 sqft per one	C.O.L. 15 sqft per one	
C.O.L. 5 sqft per side	C.O.L. 5 sqft per side	C.O.L. 5 sqft per side	C.O.L. 8 sqft per side	

Scape Pillows

COM/Grade A Grade B Grade C Grade D Grade E Grade F Grade G Grade H Leather COL



Pillow 18" x 18"

5540		180	185	200	205	215	225	230	265	275	200
5540TF	Two Fabrics	245	250	260	275	290	305	320	360	355	255




Pillow 20" x 20"

5541		185	200	205	210	220	230	245	275	280	255
5541TF	Two Fabrics	245	250	265	275	290	310	320	370	375	255



Pillow 14" x 20"

5542		180	185	200	205	215	225	230	265	275	255
5542TF	Two Fabrics	225	235	245	250	260	275	295	335	340	255



Pillow 16" x 32"
For Scape Private Club

5543		180	185	200	205	215	225	230	265	275	255
5543TF	Two Fabrics	225	235	245	250	260	275	295	335	340	255



Pillow 16" x 16"

5544		180	185	200	205	215	225	230	265	275	255
5544TF	Two Fabrics	225	235	245	250	260	275	295	335	340	255

PRICES

All published prices are recommended retail prices. Applicable sales taxes are additional. Prices are subject to change without notice.

PAYMENT TERMS

Net 30 days, with established credit. Until credit is approved, a fifty percent deposit must be sent with the order, the balance is due prior to shipment. Deposits are non-refundable in the event of cancellation. If deposit has been placed on original order, applicable cancellation charges to be deducted from the deposit amount. Remainder of deposit will be held in the form of a credit for future orders.

FREIGHT POLICY

All orders are FOB Destination.
Orders under \$7500 net will incur a minimum freight charge of \$225.
Orders over \$7500 net will be charged the standard 3% of net freight fee.
These fees are applicable for any shipment being made within the contiguous U.S.
Source International reserves the right to select method of shipment and carrier.

CONCEALED DAMAGE

If products are received damaged, a written exception should be made on the bill of lading and an immediate inspection be requested of the carrier. Concealed damage must be reported to the carrier within the specific carrier's predetermined timeline. Failure to make claims shall constitute acceptance of the products and waiver any claims of defects, errors or shortages.

RETURNS AND ALLOWANCES

All product is made to order. No merchandise may be returned without a return authorization and shipping instructions. No credit or allowance will be given for repairs to defective materials unless Source International has given authority to make such repairs.

ORDER ENTRY

All orders must be submitted in writing. Email to cr@sourceinternationaldesign.com or Fax to 508-842-1838.

ACKNOWLEDGEMENTS

All orders will be acknowledged in writing. Orders will be manufactured based on the written acknowledgement. It is the customer's responsibility to review each acknowledgement and communicate with the factory if there are errors within 48 hours.

CANCELLATIONS

Any changes or cancellation may result in charges if materials have entered into production. If an order is cancelled while in production, a cancellation fee will be applied based on the status of order at time of cancellation.

FABRICS

Not all graded in fabrics are approved for all product lines. Send memo samples for approval to:
Source International 17 Gilmore Dr, Sutton, MA 01590.

Please tag memo samples with:

The product the fabric is being reviewed for, and your contact information

Graded In Partners

We are proud to offer graded in fabric programs with the following companies:

Anzea
Architex
Camira
CF Stinson
Culp
DesignTex
Knoll
Kvadrat
Maharam
Mayer
Momentum
Ultrafabrics

Customer's Own Material

C.O.M. fabric must be approved prior to acceptance of the order. The material must be provided in 54" wide continuous yardage. All fabric will be directionally cut straight off the bolt unless otherwise specified. A C.O.M. form must be filled out and submitted along with purchase order. Yardage requirements listed are for small patterns or plain materials. The material must be shipped to the factory prepaid and with proper reference to the order. Source International is not responsible for appearance, performance or durability of C.O.M

LEATHER

Leather Prices published in this price list are for our stock leather "MAMMUT" by Wollsdorf Leather in the following colors:

25599 Black
25519 Pewter
35062 Charcoal

Additional leather colors in the Mammut line can be quoted. All other leathers will be priced as COL.