

Martini

**GUEST**

**SWIVEL**

**LOUNGE**

Price List Effective October 2025



SOURCE

How to Build a Martini Product Number

290 - H4 - B4 - WDL - C2

Style	
290	Fully Upholstered Shell Open Back
291	Fully Upholstered Shell Full Back

Base/Frame	
SL	Sled Frame
H4	High Four Swivel Base
H4C	High Four Swivel Base w/Casters
F4	Flat Four Swivel Base
WDL	Wood Leg Base

Metal Base Finish	
Standard Powder Coats	
B0	Black Matte
B4	Polished Aluminum
B5	Soft Chrome
B6	Chrome
B7	White
LBNZ	Light Bronze
MBNZ	Medium Bronze
DBNZ	Dark Bronze
GMTL	Gunmetal
BRS	Brass
Premium Powder Coats	
STN	Stone
LGB	Light Grey Blue
DGY	Dark Grey
LBL	Light Blue
AQU	Aqua
GRN	Green
YLW	Yellow
LRD	Light Red

Caster	
C7B	Chrome Caster w/Black Tread(standard)
C7G	Chrome Caster w/Grey Tread
C1	Hard Floor, Black
C2	Carpet, Black
C2G	Carpet, Grey

Wood Leg Finish	
NAT	Natural
CHY	Cherry
WCH	Warm Cherry
MAH	Mahogany
ESP	Espresso
WLT	Weathered Light
WMD	Weathered Medium
WGR	Weathered Grey
WNT	Walnut
DWNT	Dark Walnut
999	Custom
001	Black

Features

- Fully Upholstered Shell with Open and Full Back Options
- Two Tone Upholstery Available. Contact Customer Service for Details.
- Five Base Options
- Felt Glide Standard on H4 and F4, Plastic Glide Optional
- Plastic Glide Standard on WDL Bases, Felt Glide Optional
- GreenGuard Certified
- CAL 117 Standard CAL 133 Optional
- Meets ANSI/BIFMA Standards
- Lifetime Limited Warranty

Dimensions

Sled Frame	Flat Four Swivel Base	Wood Leg Base
Seat 18"H x 19"W x 18"D	Seat 18.5"H x 19"W x 18"D	Seat 17.5"H x 19"W x 18"D
Back 14"H	Back 14"H	Back 14"H
Inside Arms 20.5	Inside Arms 20.5	Inside Arms 20.5
Overall 30.25"H x 23"W x 23.5"D	Base Dia. 26"	Overall 30"H x 23"W x 25"D
	Overall 31"H x 23"W x 23.5"D	
High Four Swivel Base w/Casters	High Four Swivel Base	
Seat 18"H x 19"W x 18"D	Seat 19"H x 19"W x 18"D	
Back 14"H	Back 14"H	
Inside Arms 20.5	Inside Arms 20.5	
Base Dia. 26.25"	Base Dia. 26.25"	
Overall 30.5"H x 23"W x 23.5"D	Overall 31.25"H x 23"W x 23.5"D	

Option Pricing


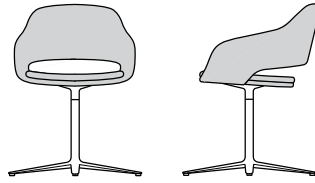
F2	CAL 133 Compliance, Seat and Back	\$65
FG	Felt Glides for Wood Legs	\$20
PG	Plastic Glides for H4 and F4 Bases	\$20
C7G	Chrome Caster with Grey Tread	N/C
C1	Hard Floor Caster, Black	N/C
C2	Carpet Caster, Black	N/C
C2G	Carpet Caster, Grey	N/C
999	Custom Wood Finish Option - Set Up Fee	\$225 NET
PPC	Premium Powder Coat Finish Upcharge -	
	Net Charge Per Color Per Order	\$200 NET

Powder Coat Finish Options

Specify Finish Option from Above—Add to Chrome Price \$40

## Upholstery Options

### Single Fabric



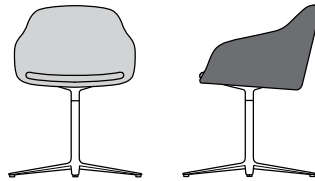
#### Off Bolt (Standard cutting method)

COM	2 yds
COL	36 sqft

#### Railroaded

COM	2 yds
COL	36 sqft

### Contrasting Fabrics A





#### Off Bolt (Standard cutting method)

COM	
Outside Back	.75 yds
Inside Back & Seat Pad	1.5 yds
COL	
Outside Back	14 sqft
Inside Back & Seat Pad	27 sqft

#### Railroaded

COM	
Outside Back	.75 yds
Inside Back & Seat Pad	1.5 yds
COL	
Outside Back	14 sqft
Inside Back & Seat Pad	27 sqft

### Contrasting Fabrics B



#### Off Bolt (Standard cutting method)


COM	
Outside & Inside Back	1.5 yds
Seat Pad	.75 yds
COL	
Outside & Inside Back	27 sqft
Seat Pad	14 sqft

#### Railroaded

COM	
Outside & Inside Back	1.5 yds
Seat Pad	.75 yds
COL	
Outside & Inside Back	27 sqft
Seat Pad	14 sqft

# Martini

COM/Grade A Grade B Grade C Grade D Grade E Grade F Grade G Grade H Leather COL



**Sled Frame  
Open Back**

**290-SL-B6**

1490 1540 1575 1655 1720 1860 1970 2095 2265 1560



**High Four Swivel Base  
Open Back**

**290-H4-B4**

1740 1795 1825 1915 1970 2110 2230 2355 2520 1810



**High Four Swivel Base w/Casters  
Open Back**

**290-H4C-B4-C7B**

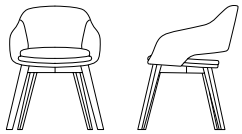
1765 1820 1855 1940 1995 2135 2260 2380 2545 1835



**Flat Four Swivel Base  
Open Back**

**290-F4-B4**

1835 1890 1920 2005 2065 2205 2330 2450 2615 1900




**Wood Leg Base  
Open Back**

**290-WDL-NAT**

1695 1745 1785 1865 1935 2065 2190 2305 2480 1765

COM/Grade A   Grade B   Grade C   Grade D   Grade E   Grade F   Grade G   Grade H   Leather   COL



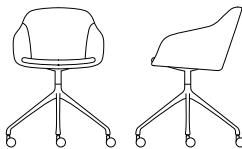
**Sled Frame  
Full Back**

<b>291-SL-B6</b>	<b>1645</b>	<b>1685</b>	<b>1725</b>	<b>1810</b>	<b>1870</b>	<b>2000</b>	<b>2120</b>	<b>2250</b>	<b>2420</b>	<b>1710</b>
------------------	-------------	-------------	-------------	-------------	-------------	-------------	-------------	-------------	-------------	-------------



**High Four Swivel Base  
Full Back**

<b>291-H4-B4</b>	<b>1890</b>	<b>1950</b>	<b>1975</b>	<b>2065</b>	<b>2120</b>	<b>2265</b>	<b>2385</b>	<b>2505</b>	<b>2680</b>	<b>1960</b>
------------------	-------------	-------------	-------------	-------------	-------------	-------------	-------------	-------------	-------------	-------------



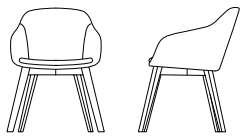
**High Four Swivel Base w/Casters  
Full Back**

<b>291-H4C-B4-C7B</b>	<b>1980</b>	<b>2045</b>	<b>2075</b>	<b>2165</b>	<b>2220</b>	<b>2360</b>	<b>2485</b>	<b>2605</b>	<b>2765</b>	<b>2055</b>
-----------------------	-------------	-------------	-------------	-------------	-------------	-------------	-------------	-------------	-------------	-------------



**Flat Four Swivel Base  
Full Back**

<b>291-F4-B4</b>	<b>1980</b>	<b>2045</b>	<b>2075</b>	<b>2165</b>	<b>2220</b>	<b>2360</b>	<b>2485</b>	<b>2605</b>	<b>2765</b>	<b>2055</b>
------------------	-------------	-------------	-------------	-------------	-------------	-------------	-------------	-------------	-------------	-------------



**Wood Leg Base  
Full Back**

<b>291-WDL-NAT</b>	<b>1850</b>	<b>1895</b>	<b>1940</b>	<b>2025</b>	<b>2080</b>	<b>2220</b>	<b>2340</b>	<b>2460</b>	<b>2625</b>	<b>1915</b>
--------------------	-------------	-------------	-------------	-------------	-------------	-------------	-------------	-------------	-------------	-------------

# Martini Height Adjustable Swivel

## How to Build a Martini Height Adjustable Swivel Product Number

**292 - ST - B0 - C2**

Style	Caster
290 Martini Swivel Fully Upholstered Shell Open Back	C7B Chrome Caster w/Black Tread(standard)
291 Martini Swivel Fully Upholstered Shell Full Back	C7G Chrome Caster w/Grey Tread
295 Martini High Back Swivel Fully Upholstered Full Back	C2 Carpet, Black
292 Martini Plus Swivel Fully Upholstered Larger Full Back	C2G Carpet, Grey
293 Martini Plus High Back Swivel Fully Upholstered Full Back	
Base/Frame	
ST Five Star Swivel/Tilt with Tension Control Height Adjustable Base	
Metal Base Finish	
B0 Black Matte	
B4 Polished Aluminum	

## Features

Fully Upholstered Shell  
Two Tone Upholstery Available. Contact Customer Service for Details.  
GreenGuard Certified  
CAL 117 Standard CAL 133 Optional  
Meets ANSI/BIFMA Standards  
Lifetime Limited Warranty

## Dimensions

### Martini Swivel

Seat 16"-19"H x 19"W x 18"D  
Back 14"H  
Inside Arms 20.5"  
Base Dia. 26.25"  
Overall 28.75"-33.75"H x 23"W x 23.5"D

### Martini Plus Swivel

Seat 17.5"-20.25"H x 21"W x 20"D  
Back 16"H  
Inside Arms 21"  
Base Dia. 28"  
Overall 31.75"-34.5"H x 28"W x 28"D

### Martini High Back Swivel

Seat 17"-19.5"H x 19"W x 19"D  
Back 24"H  
Inside Arms 20.5"  
Base Dia. 26.5"  
Overall 39.5"-42"H x 26"W x 25"D

### Martini Plus High Back Swivel

Seat 17.5"-20.5"H x 21"W x 20"D  
Back 26"H  
Inside Arms 21"  
Base Dia. 28"  
Overall 41.5"-44.25"H x 28"W x 31.5"D

# Martini Height Adjustable Swivel

---

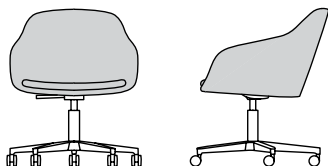
## Option Pricing

F2	CAL 133 Compliance, Seat and Back	\$65
C7G	Chrome Caster with Grey Tread	N/C
C2	Carpet Caster, Black	N/C
C2G	Carpet Caster, Grey	N/C
B0	Black Matte Powder Coat	\$40

# Martini Height Adjustable Swivel

## Upholstery Options

### Single Fabric



### Martini Swivel

**Off Bolt** (Standard cutting method)  
COM 2 yds  
COL 36 sqft

**Railroaded**  
COM 2 yds  
COL 36 sqft

### Martini High Back Swivel

**Off Bolt** (Standard cutting method)  
COM 2.75 yds  
COL 50 sqft

**Railroaded**  
COM 2.75 yds  
COL 50 sqft

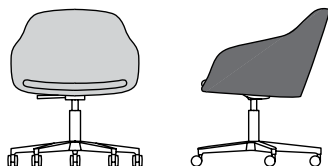
### Martini Plus Swivel

**Low Back** **High Back**

**Off Bolt** (Standard cutting method)  
COM 2.6 yds 3.25 yds  
COL 47 sqft 59 sqft

**Railroaded**  
COM 2.6 yds 3.25 yds  
COL 47 sqft 59 sqft

### Contrasting Fabrics A



**Off Bolt** (Standard cutting method)  
COM  
Outside Back .75 yds  
Inside Back & Seat Pad 1.5 yds  
COL 14 sqft  
Inside Back & Seat Pad 27 sqft

**Railroaded**  
COM  
Outside Back .75 yds  
Inside Back & Seat Pad 1.5 yds  
COL 14 sqft  
Inside Back & Seat Pad 27 sqft

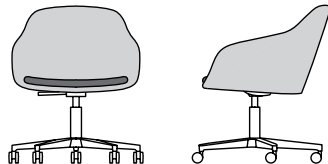
**Off Bolt** (Standard cutting method)  
COM  
Outside Back 1 yd  
Inside Back & Seat Pad 1.75 yds  
COL 18 sqft  
Inside Back & Seat Pad 31 sqft

**Railroaded**  
COM  
Outside Back 1.5 yds  
Inside Back & Seat Pad 2 yds  
COL 18 sqft  
Inside Back & Seat Pad 31 sqft

**Off Bolt** (Standard cutting method)  
COM  
Outside Back 1 yds 1.25 yds  
Inside Back & Seat Pad 2 yds .25 yds  
COL 14 sqft 21 sqft  
Inside Back & Seat Pad 34 sqft 39 sqft

**Railroaded**  
COM  
Outside Back 1.75 yds 1.75 yds  
Inside Back & Seat Pad 2 yds 2.25 yds  
COL 14 sqft 21 sqft  
Inside Back & Seat Pad 39 sqft

### Contrasting Fabrics B



**Off Bolt** (Standard cutting method)  
COM  
Outside & Inside Back 1.5 yds  
Seat Pad .75 yds  
COL 27 sqft  
Seat Pad 14 sqft

**Railroaded**  
COM  
Outside & Inside Back 1.5 yds  
Seat Pad .75 yds  
COL 27 sqft  
Seat Pad 14 sqft

**Off Bolt** (Standard cutting method)  
COM  
Outside & Inside Back 2.25 yds  
Seat Pad .75 yds  
COL 40 sqft  
Seat Pad 14 sqft


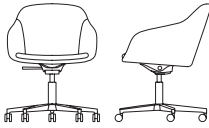
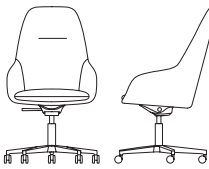
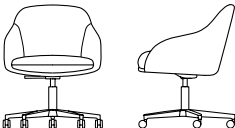
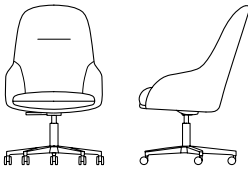
**Railroaded**  
COM  
Outside & Inside Back 2 yds  
Seat Pad .75 yds  
COL 40 sqft  
Seat Pad 14 sqft

**Off Bolt** (Standard cutting method)  
COM  
Outside & Inside Back 2 yds 2.75 yds  
Seat Pad 1 yds 1 yds  
COL 34 sqft 46 sqft  
Seat Pad 15 sqft 15 sqft

**Railroaded**  
COM  
Outside & Inside Back 2 yds 2.5 yds  
Seat Pad 1 yds 1 yds  
COL 34 sqft 46 sqft  
Seat Pad 15 sqft 15 sqft



# Martini Height Adjustable Swivel

	COM/Grade A	Grade B	Grade C	Grade D	Grade E	Grade F	Grade G	Grade H	Leather	COL
 <p><b>Martini Swivel</b> Height Adjustable Swivel Tilt</p>										
<b>290-ST-B4</b>	1740	1795	1820	1910	1970	2110	2230	2360	2645	1805
 <p><b>Martini Swivel Full Back</b> Height Adjustable Swivel Tilt</p>										
<b>291-ST-B4</b>	1890	1950	1975	2065	2120	2260	2385	2505	2520	1960
 <p><b>Martini Swivel High Back</b> Height Adjustable Swivel Tilt</p>										
<b>295-ST-B4</b>	2005	2090	2120	2205	2265	2390	2510	2625	2780	2100
 <p><b>Martini Plus</b> Height Adjustable Swivel Tilt</p>										
<b>292-ST-B4</b>	2445	2510	2570	2690	2785	2980	3160	3350	3600	2545
 <p><b>Martini Plus High Back</b> Height Adjustable Swivel Tilt</p>										
<b>293-ST-B4</b>	2550	2615	2675	2790	2890	3085	3265	3455	3700	2645

# Martini Lounge

## How to Build a Martini Lounge Product Number

292 - SL - B6 - NAT

Style	
292	Fully Upholstered Low Back
293	Fully Upholstered High Back
294	Foot Rest

Base/Frame	
FH-AR-4G	Four Star Fixed Height Swivel w/Auto Return
FH-SW-4G	Four Star Fixed Height Swivel
SL	Sled Frame
WDL	Solid Wood Leg Frame

Metal Sled Base Finish			
Standard Powder Coats		Premium Powder Coats	
B0	Black Matte	STN	Stone
B4	Polished Aluminum	LGB	Light Grey Blue
B5	Soft Chrome	DGY	Dark Grey
B6	Chrome	LBL	Light Blue
B7	White	AQU	Aqua
LBNZ	Light Bronze	GRN	Green
MBNZ	Medium Bronze	YLW	Yellow
DBNZ	Dark Bronze	LRD	Light Red
GMTL	Gunmetal		
BRS	Brass		

Wood Leg Finish	
NAT	Natural
CHY	Cherry
WCH	Warm Cherry
MAH	Mahogany
ESP	Espresso
WLT	Weathered Light
WMD	Weathered Medium
WGR	Weathered Grey
WNT	Walnut
DWNT	Dark Walnut
999	Custom
001	Black

## Features

- Fully Upholstered
- Two Tone Upholstery Available. Contact Customer Service for Details.
- Four Base Options
- FH-AR-4G, FH-SW-4G, and 294 Metal Bases Offered in Matte Black or Polished Aluminum Only
- Felt Glide standard on FH Bases, Plastic Glide Optional
- Plastic Glide Standard on WDL Bases, Felt Glide Optional
- GreenGuard Certified
- CAL 117 Standard CAL 133 Optional
- Meets ANSI/BIFMA Standards
- Lifetime Limited Warranty

## Dimensions

### Four Star Fixed Height Swivel

	Low Back	High Back
Seat	17.5"H x 21"W x 20"D	17.5"H x 21"W x 20"D
Back	16"H	26"H
Inside Arms	21"	21"
Base Dia.	33"	33"
Overall	31.5"H x 26.5"W x 28"D	41"H x 26.5"W x 32"D

### Sled Frame

	Low Back	High Back
Seat	17.5"H x 21"W x 20"D	17.5"H x 21"W x 20"D
Back	16"H	26"H
Inside Arms	21"	21"
Overall	30.75"H x 26.5"W x 26.5"D	40.5"H x 26.5"W x 31.5"D

### Four Star Foot Rest

Overall	16"H x 22"W x 18.5"D
Top	22"W x 17.25"D
Base Dia.	18.5"
COM	1 yd for one - 1.5 yds for 2
COL	14 sqft

### Wood Leg Base

	Low Back	High Back
Seat	17.5"H x 21"W x 20"D	17.5"H x 21"W x 20"D
Back	16"H	26"H
Inside Arms	21"	21"
Overall	31.75"H x 26.5"W x 26"D	41.5"H x 26.5"W x 29.5"D

## Option Pricing

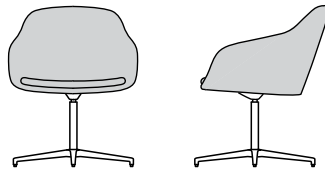
F2	CAL 133 Compliance, Seat and Back	\$65
FG	Felt Glides for Wood Legs	\$20
PG	Plastic Glides for H4 and F4 Bases	\$20
999	Custom Wood Finish Option - Set Up Fee	\$225 NET
PPC	Premium Powder Coat Finish Upcharge -	
	Net Charge Per Color Per Order	\$200 NET

## Powder Coat Finish Options

Specify Finish Option from Above—Add to Chrome Price \$40

## Upholstery Options

### Single Fabric



#### Low Back

<b>Off Bolt</b> (Standard cutting method)	
COM	2.6 yds
COL	47 sqft

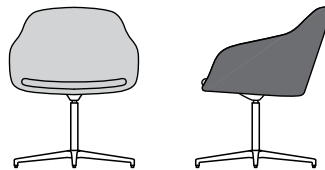
<b>Railroaded</b>	
COM	2.6 yds
COL	47 sqft

#### High Back

<b>Off Bolt</b> (Standard cutting method)	
COM	3.25 yds
COL	59 sqft

<b>Railroaded</b>	
COM	3.25 yds
COL	59 sqft

### Contrasting Fabrics A



#### Low Back

<b>Off Bolt</b> (Standard cutting method)	
COM	
Outside Back	1 yds
Inside Back & Seat Pad	2 yds
COL	
Outside Back	14 sqft
Inside Back & Seat Pad	33 sqft

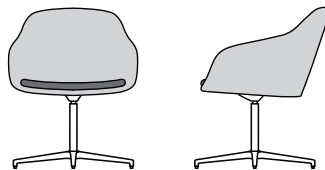
<b>Railroaded</b>	
COM	
Outside Back	1.75 yds
Inside Back & Seat Pad	2 yds
COL	
Outside Back	14 sqft
Inside Back & Seat Pad	33 sqft

#### High Back

<b>Off Bolt</b> (Standard cutting method)	
COM	
Outside Back	1.25 yds
Inside Back & Seat Pad	2.25 yds
COL	
Outside Back	21 sqft
Inside Back & Seat Pad	39 sqft

<b>Railroaded</b>	
COM	
Outside Back	1.75 yds
Inside Back & Seat Pad	2.25 yds
COL	
Outside Back	21 sq
Inside Back & Seat Pad	39 sqft

### Contrasting Fabrics B



#### Low Back

<b>Off Bolt</b> (Standard cutting method)	
COM	
Outside & Inside Back	2 yds
Seat Pad	1 yds
COL	
Outside & Inside Back	34 sqft
Seat Pad	15 sqft





<b>Railroaded</b>	
COM	
Outside & Inside Back	2 yds
Seat Pad	1 yds
COL	
Outside & Inside Back	34 sqft
Seat Pad	15 sqft

#### High Back

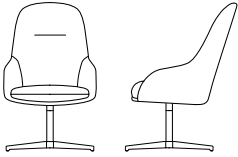
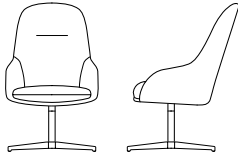
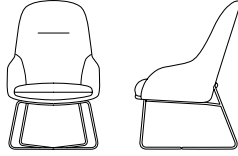
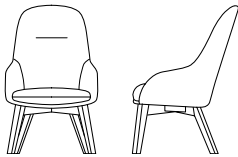

<b>Off Bolt</b> (Standard cutting method)	
COM	
Outside & Inside Back	2.75 yds
Seat Pad	1 yds
COL	
Outside & Inside Back	46 sqft
Seat Pad	15 sqft

<b>Railroaded</b>	
COM	
Outside & Inside Back	2.5 yds
Seat Pad	1 yds
COL	
Outside & Inside Back	46 sqft
Seat Pad	15 sqft

# Martini Lounge

	COM/Grade A	Grade B	Grade C	Grade D	Grade E	Grade F	Grade G	Grade H	Leather	COL
 <div>Four Star Fixed Height Swivel w/Auto Return Low Back</div>										
292-FH-AR-4G	2340	2400	2460	2575	2670	2855	3025	3205	3450	2435
 <div>Four Star Fixed Height Swivel Low Back</div>										
292-FH-SW-4G	2340	2400	2460	2575	2670	2855	3025	3205	3450	2435
 <div>Sled Frame Low Back</div>										
292-SL	2235	2300	2350	2460	2550	2730	2890	3065	3290	2325
 <div>Wood Leg Frame Low Back</div>										
292-WDL	2340	2400	2460	2575	2670	2855	3025	3205	3450	2435

# Martini Lounge

	COM/Grade A	Grade B	Grade C	Grade D	Grade E	Grade F	Grade G	Grade H	Leather	COL
<hr/>										
	<b>Four Star Fixed Height Swivel w/Auto Return High Back</b>									
<b>293-FH-AR-4G</b>	<b>2445</b>	<b>2510</b>	<b>2570</b>	<b>2690</b>	<b>2785</b>	<b>2980</b>	<b>3160</b>	<b>3350</b>	<b>3600</b>	<b>2545</b>
<hr/>										
	<b>Four Star Fixed Height Swivel High Back</b>									
<b>293-FH-SW-4G</b>	<b>2445</b>	<b>2510</b>	<b>2570</b>	<b>2690</b>	<b>2785</b>	<b>2980</b>	<b>3160</b>	<b>3350</b>	<b>3600</b>	<b>2545</b>
<hr/>										
	<b>Sled Frame High Back</b>									
<b>293-SL</b>	<b>2340</b>	<b>2400</b>	<b>2460</b>	<b>2575</b>	<b>2670</b>	<b>2855</b>	<b>3025</b>	<b>3205</b>	<b>3450</b>	<b>2435</b>
<hr/>										
	<b>Wood Leg Frame High Back</b>									
<b>293-WDL</b>	<b>2445</b>	<b>2510</b>	<b>2570</b>	<b>2690</b>	<b>2785</b>	<b>2980</b>	<b>3160</b>	<b>3350</b>	<b>3600</b>	<b>2545</b>
<hr/>										
	<b>Four Star Fixed Height Foot Rest</b>									
<b>294</b>	<b>780</b>	<b>800</b>	<b>820</b>	<b>860</b>	<b>890</b>	<b>950</b>	<b>1010</b>	<b>1065</b>	<b>1150</b>	<b>810</b>
<hr/>										

### **PRICES**

All published prices are recommended retail prices. Applicable sales taxes are additional. Prices are subject to change without notice.

### **PAYMENT TERMS**

Net 30 days, with established credit. Until credit is approved, a fifty percent deposit must be sent with the order, the balance is due prior to shipment. Deposits are non-refundable in the event of cancellation. If deposit has been placed on original order, applicable cancellation charges to be deducted from the deposit amount. Remainder of deposit will be held in the form of a credit for future orders.

### **FREIGHT POLICY**

All orders are FOB Destination.

Orders under \$7500 net will incur a minimum freight charge of \$225.

Orders over \$7500 net will be charged the standard 3% of net freight fee.

These fees are applicable for any shipment being made within the contiguous U.S.

Source International reserves the right to select method of shipment and carrier.

### **CONCEALED DAMAGE**

If products are received damaged, a written exception should be made on the bill of lading and an immediate inspection be requested of the carrier. Concealed damage must be reported to the carrier within the specific carrier's predetermined timeline. Failure to make claims shall constitute acceptance of the products and waiver any claims of defects, errors or shortages.

### **RETURNS AND ALLOWANCES**

All product is made to order. No merchandise may be returned without a return authorization and shipping instructions. No credit or allowance will be given for repairs to defective materials unless Source International has given authority to make such repairs.

### **ORDER ENTRY**

All orders must be submitted in writing. Email to [cr@sourceinternationaldesign.com](mailto:cr@sourceinternationaldesign.com) or Fax to 508-842-1838.

### **ACKNOWLEDGEMENTS**

All orders will be acknowledged in writing. Orders will be manufactured based on the written acknowledgement. It is the customer's responsibility to review each acknowledgement and communicate with the factory if there are errors within 48 hours.

### **CANCELLATIONS**

Any changes or cancellation may result in charges if materials have entered into production. If an order is cancelled while in production, a cancellation fee will be applied based on the status of order at time of cancellation.

### **FABRICS**

Not all graded in fabrics are approved for all product lines. Send memo samples for approval to:  
Source International 17 Gilmore Dr, Sutton, MA 01590.

Please tag memo samples with:

The product the fabric is being reviewed for, and your contact information

### **Graded In Partners**

We are proud to offer graded in fabric programs with the following companies:

Anzea  
Architex  
Camira  
CF Stinson  
Culp  
DesignTex  
Knoll  
Kvadrat  
Maharam  
Mayer  
Momentum  
Ultrafabrics

### **Customer's Own Material**

C.O.M. fabric must be approved prior to acceptance of the order. The material must be provided in 54" wide continuous yardage. All fabric will be directionally cut straight off the bolt unless otherwise specified. A C.O.M. form must be filled out and submitted along with purchase order. Yardage requirements listed are for small patterns or plain materials. The material must be shipped to the factory prepaid and with proper reference to the order. Source International is not responsible for appearance, performance or durability of C.O.M

### **LEATHER**

Leather Prices published in this price list are for our stock leather "MAMMUT" by Wollsdorf Leather in the following colors:

25599 Black  
25519 Pewter  
35062 Charcoal

Additional leather colors in the Mammut line can be quoted. All other leathers will be priced as COL.