

Celebrate

CHAIR SWIVEL STOOL

Price List Effective October 2025



SOURCE

Celebrate

How to Build a Celebrate Product Number

960 - FL-NA - 9605 - SCR - PG			
Style			
960	Poly Shell Chair		PG Plastic Glides
961	Poly Shell Chair with Upholstered Seat Pad		FG Felt Glides
962	Fully Upholstered		C2B Black Carpet Caster
			C2G Grey Carpet Caster
Base/Frame			
SL-NA	Sled Frame, no arms	Poly Shell/Arm Cap Colors	Metal Frame/Leg Finish
SL-WA	Sled Frame, with arms		Wood Leg Finish
FL-NA	Four Leg, no arms	9605 White	Standard Powder Coats
FL-WA	Four Leg, with arms	9601 Black	SCR Soft Chrome
CS-NA	Caster Four Leg, no arms	9606 Rojo Red	BLK Black Matte
WDL-NA	Wood Four Leg, no arms	9607 Graphite Grey	WHT White
CH24SL	Counter Height Stool Sled Frame 24 in seat height	9608 Spicy Mustard	GMTL Gunmetal
STL30SL	Bar Height Stool Sled Frame 30 in seat height	9609 Sky Blue	LBNZ Light Bronze
		9610 Grey Beige	MBNZ Medium Bronze
			DBNZ Dark Bronze
			BRS Brass
			Premium Powder Coats
			STN Stone
			LGB Light Grey Blue
			DGY Dark Grey
			LBL Light Blue
			AQU Aqua
			GRN Green
			YLW Yellow
			LRD Light Red
			Premium Powder Coats to Match Shell Colors
			RED Rojo Red
			GRA Graphite Grey
			MUS Spicy Mustard
			SBL Sky Blue
			GBE Grey Beige
			NAT Natural
			CHY Cherry
			WCH Warm Cherry
			MAH Mahogany
			ESP Espresso
			WLT Weathered Light
			WMD Weathered Medium
			WNT Walnut
			DWNT Dark Walnut
			WGR Weathered Grey
			001 Black
			999 Custom
			P1 Painted Wood
			7006 White
			7044 Stone
			7035 Light Grey
			7012 Dark Grey
			8012 Dark Red
			3016 Light Red
			1032 Yellow
			6011 Green
			6033 Teal
			6034 Aqua
			5024 Light Blue
			5014 Medium Blue
			7040 Light Grey Blue

Features

- Flexing one piece poly shell
- All poly shell or poly shell with upholstered seat pad, or fully upholstered
- Ash Wood Legs
- Plastic Glides (WDL and FL Frames Only)
- Arm option on SL frame with color matching polyurethane wrap-Must specify poly arm cap color
- Tubular steel arm option on FL frames
- SL Sled Frame Poly stacks 8 high on the floor, 10 high on the dolly. Fully Upholstered stacks 6 high on the floor, 8 high on the dolly
- FL Four Leg Poly stacks 8 high on the floor, 10 high on the dolly. Fully Upholstered stacks 6 high on the floor, 8 high on the dolly
- CS Caster Four Leg Poly stacks 6 high on the floor. Fully Upholstered stacks 4 high on the floor
- CH24 & STL30 Stool Frames Poly stack 6 high on the floor. Fully Upholstered stacks 4 high on the floor
- GreenGuard Certified
- Meets ANSI/BIFMA Standards
- Lifetime Limited Warranty

Dimensions**Sled Frame**

Seat	17.75"D x 17"W x 18"H
Back	16.5"W x 16"H
Overall	20.5"D x 19.5"W x 32.5"H
With Arms	21.25"W x 25.25"Arm H

Four Leg

Seat	17.75"D x 17"W x 18.25"H
Back	16.5"W x 16"H
Overall	20.5"D x 20.75"W x 32.75"H
With Arms	21.5"W x 26.75"Arm H

Caster Four Leg

Seat	17.75"D x 17"W x 17.75"H
Back	16.5"W x 16"H
Overall	19"D x 21.5"W x 32.25"H

Wood Four Leg

Seat	17.75"D x 17"W x 17.5"H
Back	16.5"W x 16"H
Overall	19"D x 18.75"W x 32.75"H

Counter Height Stool

Seat	17.75"D x 17"W x 24"H
Back	16.5"W x 16"H
Overall	20.5"D x 21"W x 38.75"H

Bar Height Stool

Seat	17.75"D x 17"W x 30"H
Back	16.5"W x 16"H
Overall	20.5"D x 21"W x 44.75"H

Upholstered Seat Pad Requirement

COM	.7 yards per one or two seats
COL	7 sqft per seat

Fully Upholstered Requirement

COM	1.25 yards
COL	22.5 sqft per seat

Option Pricing

Standard Powdercoat Finish

PPC	Premium Powdercoat Finish
P1	Painted Wood Finish for Wood Legs
FG	Felt Glide (FL and WDL Base)
FG-SL	Felt Glide Sled Frame
C2B	Black Carpet Caster
C2G	Grey Carpet Caster
999	Custom Wood Finish
960 FW	Four Wheel Storage Dolly (SL and FL frames)

NC

\$200 NET (net charge per color per order)

\$55

\$20

\$20

standard


NC

\$225 NET

\$375


Celebrate

COM/Grade A Grade B Grade C Grade D Grade E Grade F Grade G Grade H Leather COL



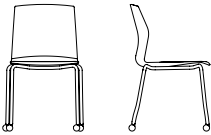
Four Leg

960-FL-NA	500										
961-FL-NA	700	720	740	770	795	860	905	955	930	740	
962-FL-NA	800	810	835	870	895	955	1005	1055	1025	835	



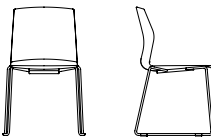
Four Leg with Arms

960-FL-WA	590										
961-FL-WA	790	800	830	860	885	945	995	1050	1015	830	
962-FL-WA	890	900	930	955	985	1045	1090	1150	1115	930	



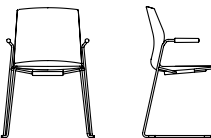
Caster Four Leg

960-CS-NA	700										
961-CS-NA	900	910	935	965	995	1055	1095	1155	1125	935	
962-CS-NA	1000	1010	1030	1065	1090	1155	1195	1250	1220	1030	



Sled Frame


960-SL-NA	530										
961-SL-NA	735	750	770	795	830	885	935	990	955	770	
962-SL-NA	830	850	870	895	930	985	1030	1085	1055	870	



Sled Frame with Arms

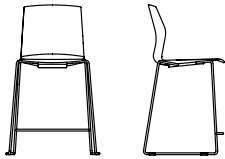
960-SL-WA	655										
961-SL-WA	855	865	885	915	945	1005	1055	1100	1075	885	
962-SL-WA	950	960	985	1015	1045	1100	1155	1200	1175	985	

COM/Grade A Grade B Grade C Grade D Grade E Grade F Grade G Grade H Leather COL



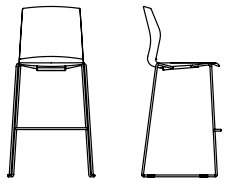
Wood Four Leg

960-WDL-NA	885									
961-WDL-NA	1070	1080	1100	1135	1165	1220	1275	1320	1295	1100
962-WDL-NA	1170	1180	1200	1230	1265	1320	1375	1420	1395	1200



Counter Height Sled Frame Stool 24 in. Seat Ht

960-CH24SL-NA	720									
961-CH24SL-NA	910	920	945	980	1005	1065	1115	1165	1135	945
962-CH24SL-NA	1010	1020	1045	1075	1100	1165	1210	1265	1230	1045



Bar Height Sled Frame Stool 30 in. Seat Ht

960-STL30SL-NA	750									
961-STL30SL-NA	940	950	980	1005	1030	1090	1140	1195	1165	980
962-STL30SL-NA	1040	1050	1075	1100	1130	1190	1240	1295	1265	1075

Celebrate

How to Build a Celebrate Swivel Product Number

960 - H4-NA - 9605 - SCR - C2G									
Style							Glides/Casters		
960	Poly Shell Chair						FG	Felt Glides(H4 base only)	
961	Poly Shell Chair with Upholstered Seat Pad						C2B	Black Carpet Caster	
962	Fully Upholstered						C2G	Grey Carpet Caster	
Base/Frame							C7B	Chrome Caster with Black Tread	
H4-NA	High Four Swivel Base, no arms						C7G	Chrome Caster with Grey Tread	
H4-WA	High Four Swivel Base with arms								
H4C-NA	High Four Swivel Base with Casters, no arms								
H4C-WA	High Four Swivel Base with Casters with arms								
TSC-NA	Five Star Height Adjustable, no arms, simple tilt								
TSC-WA	Five Star Height Adjustable, with arms, simple tilt								
							Plastic Base		
							B2	Black Plastic Five Star	
							Metal Base Finish		
							PAL	Polished Aluminum	
			Poly Shell Colors				Standard Powder Coats		Premium Powder Coats
			9605	White	SCR	Soft Chrome	STN	Stone	
			9601	Black	BLK	Black Matte	LGB	Light Grey Blue	
			9606	Rojo Red	WHT	White	DGY	Dark Grey	
			9607	Graphite Grey	GMTL	Gunmetal	LBL	Light Blue	
			9608	Spicy Mustard	LBNZ	Light Bronze	AQU	Aqua	
			9609	Sky Blue	MBNZ	Medium Bronze	GRN	Green	
			9610	Grey Beige	DBNZ	Dark Bronze	YLW	Yellow	
							LRD	Light Red	
							Premium Powder Coats to Match Shell Colors		
							RED	Rojo Red	
							GRA	Graphite Grey	
							MUS	Spicy Mustard	
							SBL	Sky Blue	
							GBE	Grey Beige	

Features

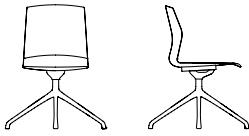
- Flexing one piece poly shell
- All poly shell or all poly shell with upholstered seat pad, or fully upholstered
- Tubular steel arm option on all swivel models
- Three swivel base options
- TSC has simple tilt and seat height adjustment
- GreenGuard Certified
- Meets ANSI/BIFMA Standards
- Lifetime Limited Warranty

Dimensions		High Four Swivel		Five Star Height Adjustable		Upholstered Seat Pad Requirement	
Seat	17.75"D x 17"W x 18"H	Seat	17.75"D x 17"W x 18"H	Seat	17.75"D x 17"W x 17"-20.5"H	COM	.7 yards per one or two seats
Back	16.5"W x 16"H	Back	16.5"W x 16"H	Back	16.5"W x 16"H	COL	7 sqft per seat
Overall	19"D x 26.25"W x 32.5"H	Overall	19"D x 26.25"W x 32.5"H	Overall	26.5"D x 29"W x 32"-35.5"H	Fully Upholstered Requirement	
With Arms	21.5"W x 25.25"Arm H	With Arms	21.5"W x 25.25"Arm H	With Arms	21.5"W x 26.5-30"Arm H	COM	1.25 yards
Base Dia.	26.25"	Base Dia.	26.25"	Base Dia.	29"	COL	22.5 sqft per seat
		High Four Swivel with Casters					
Seat	17.75"D x 17"W x 18"H	Seat	17.75"D x 17"W x 18"H				
Back	16.5"W x 16"H	Back	16.5"W x 16"H				
Overall	19"D x 27"W x 32.5"H	Overall	19"D x 27"W x 32.5"H				
With Arms	21.5"W x 25.25"Arm H	With Arms	21.5"W x 25.25"Arm H				
Base Dia.	27"	Base Dia.	27"				

Option Pricing

PAL	Polished aluminum	Standard
Standard Powdercoat Finish		Standard
PPC	Premium Powdercoat Finish	\$200 NET (net charge per color per order)
B2	Black plastic base (TSC base option)	\$130 Deduct
FG	Felt Glide (H4 Base)	Standard
C2B	Carpet Caster Black	Standard
C2G	Carpet Caster Grey	NC
C7B	Chrome Caster with Black Tread	NC
C7G	Chrome Caster with Grey Tread	NC

COM/Grade A Grade B Grade C Grade D Grade E Grade F Grade G Grade H Leather COL



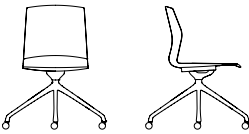
High Four Swivel Base

960-H4-NA	805									
961-H4-NA	1000	1010	1030	1065	1090	1155	1200	1250	1220	1030
962-H4-NA	1095	1110	1130	1165	1190	1250	1300	1345	1320	1130



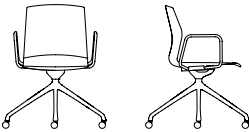
High Four Swivel Base with Arms

960-H4-WA	995									
961-H4-WA	1175	1190	1210	1240	1275	1325	1380	1430	1400	1210
962-H4-WA	1275	1290	1310	1335	1375	1425	1475	1530	1500	1310



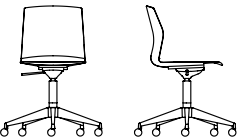
High Four Swivel Base with Casters

960-H4C-NA	835									
961-H4C-NA	1025	1045	1065	1090	1125	1180	1225	1285	1250	1065
962-H4C-NA	1125	1140	1165	1190	1220	1280	1325	1385	1345	1165



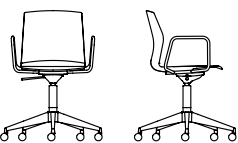
High Four Swivel Base with Casters and Arms

960-H4C-WA	1025									
961-H4C-WA	1205	1215	1240	1275	1300	1355	1410	1455	1430	1240
962-H4C-WA	1305	1315	1335	1375	1400	1455	1510	1555	1530	1335



Five Star Swivel Base Height Adjustable

960-TSC-NA	720									
961-TSC-NA	910	920	945	980	1005	1065	1115	1165	1135	945
962-TSC-NA	1010	1020	1045	1075	1100	1165	1210	1265	1230	1045



Five Star Swivel Base Height Adjustable with Arms

960-TSC-WA	900									
961-TSC-WA	1085	1095	1125	1155	1180	1240	1290	1340	1310	1125
962-TSC-WA	1185	1195	1220	1250	1280	1335	1390	1440	1410	1220

PRICES

All published prices are recommended retail prices. Applicable sales taxes are additional. Prices are subject to change without notice.

PAYMENT TERMS

Net 30 days, with established credit. Until credit is approved, a fifty percent deposit must be sent with the order, the balance is due prior to shipment. Deposits are non-refundable in the event of cancellation. If deposit has been placed on original order, applicable cancellation charges to be deducted from the deposit amount. Remainder of deposit will be held in the form of a credit for future orders.

FREIGHT POLICY

Effective January 1, 2023

All orders are FOB Destination.

Orders under \$7500 net will incur a minimum freight charge of \$225.

Orders over \$7500 net will be charged the standard 3% of net freight fee.

These fees are applicable for any shipment being made within the contiguous U.S.

Source International reserves the right to select method of shipment and carrier.

CONCEALED DAMAGE

If products are received damaged, a written exception should be made on the bill of lading and an immediate inspection be requested of the carrier. Concealed damage must be reported to the carrier within the specific carrier's predetermined timeline. Failure to make claims shall constitute acceptance of the products and waiver any claims of defects, errors or shortages.

RETURNS AND ALLOWANCES

All product is made to order. No merchandise may be returned without a return authorization and shipping instructions. No credit or allowance will be given for repairs to defective materials unless Source International has given authority to make such repairs.

ORDER ENTRY

All orders must be submitted in writing. Email to cr@sourceinternationaldesign.com or Fax to 508-842-1838.

ACKNOWLEDGEMENTS

All orders will be acknowledged in writing. Orders will be manufactured based on the written acknowledgement. It is the customer's responsibility to review each acknowledgement and communicate with the factory if there are errors within 48 hours.

CANCELLATIONS

Any changes or cancellation may result in charges if materials have entered into production. If an order is cancelled while in production, a cancellation fee will be applied based on the status of order at time of cancellation.

FABRICS

Not all graded in fabrics are approved for all product lines. Send memo samples for approval to:
Source International 17 Gilmore Dr, Sutton, MA 01590.

Please tag memo samples with:

The product the fabric is being reviewed for, and your contact information

Graded In Partners

We are proud to offer graded in fabric programs with the following companies:

Anzea
Architex
Camira
CF Stinson
Culp
DesignTex
Knoll
Kvadrat
Maharam
Mayer
Momentum
Ultrafabrics

Customer's Own Material

C.O.M. fabric must be approved prior to acceptance of the order. The material must be provided in 54" wide continuous yardage. All fabric will be directionally cut straight off the bolt unless otherwise specified. A C.O.M. form must be filled out and submitted along with purchase order. Yardage requirements listed are for small patterns or plain materials. The material must be shipped to the factory prepaid and with proper reference to the order. Source International is not responsible for appearance, performance or durability of C.O.M

LEATHER

Leather Prices published in this price list are for our stock leather "MAMMUT" by Wollsdorf Leather in the following colors:

25599 Black
25519 Pewter
35062 Charcoal

Additional leather colors in the Mammut line can be quoted. All other leathers will be priced as COL.