

Bøtte

CHAIR

SWIVEL

STOOL

Price List Effective October 2025



SOURCE

Bøtte

How to Build a Bøtte Product Number

340 - FL - CHR - NAT - OAK - P3 7006 - PG

Style		Maple Wood Shell Finish		Glide Option
340	Maple Wood Shell, Uph Seat	NAT	Natural	PG Plastic Glide
341	Premium Veneer Shell, Uph Seat	CHY	Cherry	MG Metal Glide
342	Maple Wood Shell w/Inner Back Pad, Uph Seat	WCH	Warm Cherry	FG Felt Glide
343	Premium Veneer Shell w/Inner Back Pad, Uph Seat	MAH	Mahogany	
344	Fully Upholstered—Not all textiles are suitable for this option. Please contact Customer Service for more information	ESP	Espresso	Painted Wood Finish
		WLT	Weathered Light	P3 Painted Shell
		WMD	Weathered Medium	7006 White
		WGR	Weathered Grey	7044 Stone
		WNT	Walnut	7035 Light Grey
		DWNT	Dark Walnut	7012 Dark Grey
		999	Custom	8012 Dark Red
		001	Black	3016 Light Red
Frame Style		Frame Finish		1032 Yellow
FL	Four Leg frame	Standard Powder Coats		6011 Green
		CHR	Chrome	6033 Teal
		SCR	Soft Chrome	6034 Aqua
		BLK	Black Matte	5024 Light Blue
		WHT	White	5014 Medium Blue
		GMTL	Gunmetal	7040 Light Grey Blue
		LBNZ	Light Bronze	Premium Veneer Shell
		MBNZ	Medium Bronze	Clear Finish
		DBNZ	Dark Bronze	OAK Oak
		BRS	Brass	WEN Wenge
		Premium Powder Coats		WAL Walnut
		STN	Stone	ZEB Zebra
		LGB	Light Grey Blue	
		DGY	Dark Grey	
		LBL	Light Blue	
		AQU	Aqua	
		GRN	Green	
		YLW	Yellow	
		LRD	Light Red	

Features

Two Wood Options—Maple or Premium Veneers
CAL 117-2013 Standard, CAL 133 Optional
Meets ANSI/BIFMA Standards
GreenGuard Certified
Lifetime Limited Warranty

Dimensions

Seat 19"D x 20.5"W x 18"H
Back 20.5"W x 13.75"H
Overall 23"D x 23"W x 31"H

C.O.M		C.O.L	
Uph Seat	.9 yards for one seat, 1 yard for two seats	Uph Seat	13.5 sqft
Uph Seat & Back Pad	1.5 yards	Uph Seat & Back Pad	24.66 sqft
Fully Uph Seat & Back	2.5 yards	Fully Uph Seat & Back	39.6 sqft

Option Pricing

P3	Painted Wood Finish - Specify Paint Color Number From Above	\$55
F1	CAL 133 Compliance, Seat Only*	\$50
F2	CAL 133 Compliance, Seat and Back	\$60
CHR	Chrome Frame	N/C
	Standard Powder Coat Finish Options - Specify Finish Option From Above - Add to Chrome price	\$80
	Premium Powder Coat Finish Options - Specify Finish Option From Above - Add to Chrome price	\$80
PPC	Premium Powder Coat Finish Upcharge - Net Charge Per Color Per Order	\$200 NET
MG	Metal Glides	\$20
FG	Felt Glides	\$20
999	Custom Wood Finish Option - Set Up Fee	\$225 NET

COM/Grade A Grade B Grade C Grade D Grade E Grade F Grade G Grade H Leather COL



Wood Shell Uph Seat
Four Leg Base

340-FL	Maple shell	1020	1050	1080	1100	1120	1175	1225	1270	1385	1070
341-FL	Premium Veneer shell	1130	1155	1190	1205	1225	1290	1335	1385	1500	1180



Wood Shell Uph Seat w/Back Pad
Four Leg Base

342-FL	Maple shell w/pad	1295	1335	1395	1420	1460	1565	1650	1735	1950	1385
343-FL	Premium Veneer shell	1425	1460	1525	1560	1595	1700	1790	1870	2075	1515



Fully Upholstered
Four Leg Base

344-FL	Fully Upholstered	1195	1260	1345	1385	1445	1595	1730	1850	2220	1335
--------	-------------------	------	------	------	------	------	------	------	------	------	------

Bøtte Swivel

How to Build a Bøtte Swivel Product Number

340 - ST - B2 - NAT - OAK - P3 7006 - C1

Style	Premium Veneer Shell Clear Finish	Caster Option
340 Maple Wood Shell, Uph Seat	OAK Oak	C1 Hard Floor Casters
341 Premium Veneer Shell, Uph Seat	WEN Wenge	C2 Carpet Casters (standard)
342 Maple Wood Shell w/Inner Back Pad, Uph Seat	WAL Walnut	C2G Carpet Casters, Grey
343 Premium Veneer Shell w/Inner Back Pad, Uph Seat	ZEB Zebra	
344 Fully Upholstered—Not all textiles are suitable for this option. Please contact Customer Service for more information		
Mechanism	Maple Wood Shell Finish	P3 Painted Wood Shell
ST Swivel Tilt (Five Star Base Only)	NAT Natural	7006 White
	CHY Cherry	7044 Stone
	WCH Warm Cherry	7035 Light Grey
	MAH Mahogany	7012 Dark Grey
	ESP Espresso	8012 Dark Red
	WLT Weathered Light	3016 Light Red
	WMD Weathered Medium	1032 Yellow
	WGR Weathered Grey	6011 Green
	WNT Walnut	6033 Teal
	DWNT Dark Walnut	6034 Aqua
	999 Custom	5024 Light Blue
	001 Black	5014 Medium Blue
		7040 Light Grey Blue
Base Styles		
B2 Plastic Five Star Base		
B4 Polished Aluminum Five Star Base		
B5 Soft Chrome Five Star Base		

Features

Two Wood Options—Maple or Premium Veneers
CAL 117-2013 Standard, CAL 133 Optional
Meets ANSI/BIFMA Standards
GreenGuard Certified
Lifetime Limited Warranty

Swivel and Swivel Tilt Chair Dimensions

Seat 19"D x 20.5"W x 17-21"H
Back 20.5"W x 13.75"H
Overall 23"D x 23"W x 29"-33"H

C.O.M
Uph Seat .9 yards for one seat, 1 yard for two seats
Uph Seat & Back Pad 1.5 yards
Fully Uph Seat & Back 2.5 yards

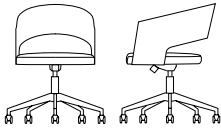
C.O.L
Uph Seat 13.5 sqft
Uph Seat & Back Pad 24.66 sqft
Fully Uph Seat & Back 39.6 sqft

Option Pricing

B4	Polished Aluminum Five Star base	\$135
B5	Soft Chrome Five Star base	\$90
P3	Painted Wood Finish - Specify Paint Color Number From Above	\$55
F1	CAL 133 Compliance, Seat Only	\$50
F2	CAL 133 Compliance, Seat and Back	\$60
C1	Hard Floor Casters	\$30
C2G	Carpet Casters, Grey	N/C
999	Custom Wood Finish Option - Set Up Fee	\$225 NET

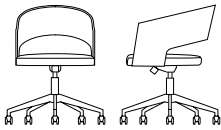
Bøtte Swivel

COM/Grade A Grade B Grade C Grade D Grade E Grade F Grade G Grade H Leather COL



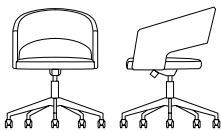
**Wood Shell Upholstered Seat
Five Star Base**

340-ST-B2	Maple Wood Shell	1095	1115	1155	1160	1190	1250	1295	1340	1445	1140
341-ST-B2	Premium Veneer shell	1220	1240	1285	1295	1325	1385	1425	1480	1585	1275



**Wood Shell with Upholstered Seat w/Back Pad
Five Star Base**

342-ST-B2	Maple Wood Shell	1390	1425	1500	1515	1560	1655	1740	1830	2045	1485
343-ST-B2	Premium Veneer shell	1520	1560	1615	1650	1685	1795	1875	1965	2170	1605



**Fully Upholstered
Five Star Base**

344-ST	Fully Upholstered	1250	1305	1405	1440	1515	1665	1810	1935	2285	1390
---------------	--------------------------	-------------	-------------	-------------	-------------	-------------	-------------	-------------	-------------	-------------	-------------

PRICES

All published prices are recommended retail prices. Applicable sales taxes are additional. Prices are subject to change without notice.

PAYMENT TERMS

Net 30 days, with established credit. Until credit is approved, a fifty percent deposit must be sent with the order, the balance is due prior to shipment. Deposits are non-refundable in the event of cancellation. If deposit has been placed on original order, applicable cancellation charges to be deducted from the deposit amount. Remainder of deposit will be held in the form of a credit for future orders.

FREIGHT POLICY

All orders are FOB Destination.

Orders under \$7500 net will incur a minimum freight charge of \$225.

Orders over \$7500 net will be charged the standard 3% of net freight fee.

These fees are applicable for any shipment being made within the contiguous U.S.

Source International reserves the right to select method of shipment and carrier.

CONCEALED DAMAGE

If products are received damaged, a written exception should be made on the bill of lading and an immediate inspection be requested of the carrier. Concealed damage must be reported to the carrier within the specific carrier's predetermined timeline. Failure to make claims shall constitute acceptance of the products and waiver any claims of defects, errors or shortages.

RETURNS AND ALLOWANCES

All product is made to order. No merchandise may be returned without a return authorization and shipping instructions. No credit or allowance will be given for repairs to defective materials unless Source International has given authority to make such repairs.

ORDER ENTRY

All orders must be submitted in writing. Email to cr@sourceinternationaldesign.com or Fax to 508-842-1838.

ACKNOWLEDGEMENTS

All orders will be acknowledged in writing. Orders will be manufactured based on the written acknowledgement. It is the customer's responsibility to review each acknowledgement and communicate with the factory if there are errors within 48 hours.

CANCELLATIONS

Any changes or cancellation may result in charges if materials have entered into production. If an order is cancelled while in production, a cancellation fee will be applied based on the status of order at time of cancellation.

FABRICS

Not all graded in fabrics are approved for all product lines. Send memo samples for approval to:
Source International 17 Gilmore Dr, Sutton, MA 01590.

Please tag memo samples with:

The product the fabric is being reviewed for, and your contact information

Graded In Partners

We are proud to offer graded in fabric programs with the following companies:

Anzea
Architex
Camira
CF Stinson
Culp
DesignTex
Knoll
Kvadrat
Maharam
Mayer
Momentum
Ultrafabrics

Customer's Own Material

C.O.M. fabric must be approved prior to acceptance of the order. The material must be provided in 54" wide continuous yardage. All fabric will be directionally cut straight off the bolt unless otherwise specified. A C.O.M. form must be filled out and submitted along with purchase order. Yardage requirements listed are for small patterns or plain materials. The material must be shipped to the factory prepaid and with proper reference to the order. Source International is not responsible for appearance, performance or durability of C.O.M

LEATHER

Leather Prices published in this price list are for our stock leather "MAMMUT" by Wollsdorf Leather in the following colors:

25599 Black
25519 Pewter
35062 Charcoal

Additional leather colors in the Mammut line can be quoted. All other leathers will be priced as COL.