

Bliss

**MULTIUSE CHAIR**

**SWIVEL**

**STOOL**

Price List Effective October 2025



SOURCE

How to Build a Bliss Product Number

200 - ST - BLK - NAT - C2

Style

200

Fully Upholstered Chair

Base/Frame

SL

Sled Frame

WSV

Wood Swivel

ST

Height Adjustable Five Star Swivel Tilt w/Tension Control & Casters

WDL

Wood Four Leg

CH24SL

Counter Height Sled Frame Stool

STL30SL

Bar Height Sled Frame Stool

CH24WDL

Counter Height Wood Leg Stool

STL30WDL

Bar Height Wood Leg Stool

SL Metal Sled Base (Chair & Stool) Finish

Standard Powder Coats

BLK

Matte Black

SCR

Soft Chrome

CHR

Chrome

WHT

White

LBNZ

Light Bronze

MBNZ

Medium Bronze

DBNZ

Dark Bronze

GMTL

Gunmetal

BRS

Brass

Premium Powder Coats

STN

Stone

LGB

Light Grey Blue

DGY

Dark Grey

LBL

Light Blue

AQU

Aqua

GRN

Green

YLW

Yellow

LRD

Light Red

WSV Wood Swivel Metal Bracket Finish

BLK

Matte Black

PAL

Polished Aluminum

WHT

White

ST Metal Base Finish

BLK

Matte Black

PAL

Polished Aluminum

Casters

C7B

Chrome Caster w/Black Tread(standard)

C7G

Chrome Caster w/Grey Tread

C2

Carpet, Black

C2G

Carpet, Grey

Glides

FG

Felt Glides for Sled Base SL and Wood Bases WSV & WDL

PG

Plastic Glides for Sled Base SL

Wood Finish

NAT

Natural

CHY

Cherry

WCH

Warm Cherry

MAH

Mahogany

ESP

Espresso

WLT

Weathered Light

WMD

Weathered Medium

WGR

Weathered Grey

WNT

Walnut

DWNT

Dark Walnut

999

Custom

001

Black

Features

- Fully Upholstered Shell with Arms
- Eight Base Options
- Plastic Glide Standard on Wood Bases WSV and WDL, Felt Glide Optional
- Plastic or Felt Glides Available for Sled Base SL. Must Order.
- GreenGuard Certified
- CAL 117 Standard CAL 133 Optional
- Meets ANSI/BIFMA Standards
- Lifetime Limited Warranty

Dimensions

<b>Sled Frame</b>	Seat	18"H x 19.5"W x 17.5"D
	Back	14"H
<b>Wood Four Leg</b>	Inside Arms	19.5
	Overall	32.5"H x 26"W x 23"D
<b>Wood Swivel</b>	Seat	18"H x 19.5"W x 17.5"D
	Back	14"H
<b>Height Adjustable Swivel Tilt</b>	Inside Arms	19.5
	Base Dia.	26"
<b>Sled Frame Stool Counter Height</b>	Overall	32.5"H x 26"W x 23"D
	Seat	16.5-19"H x 19.5"W x 17.5"D
<b>Wood Leg Stool Counter Height</b>	Back	14"H
	Inside Arms	19.5
<b>Bar Height</b>	Base Dia.	26"
	Overall	30-32.5"H x 26"W x 26"D
<b>Sled Frame Stool Counter Height</b>	Seat	24"H x 16"W x 15.5"D
	Overall	29"H x 19"W x 19"D
<b>Wood Leg Stool Counter Height</b>	Seat	24"H x 16"W x 15.5"D
	Overall	29"H x 18"W x 19"D
<b>Bar Height</b>	Seat	30"H x 16"W x 15.5"D
	Overall	35"H x 20"W x 19"D

---

## Textile Requirements

### COM

Chair	1.75 yds
Stool	.75 yds

### COL





Chair	31 sq ft
Stool	14 sq ft

---


## Option Pricing

F2	CAL 133 Compliance, Seat and Back	\$65
FG	Felt Glides for Sled Base SL and Wood Bases WSV & WDL	\$20
PG	Plastic Glides for Sled Base SL	\$20
C7G	Chrome Caster with Grey Tread	N/C
C2	Carpet Caster, Black	N/C
C2G	Carpet Caster, Grey	N/C
999	Custom Wood Finish Option - Set Up Fee	\$225 NET
PPC	Premium Powder Coat Finish Upcharge - Net Charge Per Color Per Order	\$200 NET
Powder Coat Finish Options		
Specify Finish Option from Above—Add to Chrome Price		\$40

# Bliss


	COM/Grade A	Grade B	Grade C	Grade D	Grade E	Grade F	Grade G	Grade H	Leather	COL
 <b>Sled Frame</b>										
200-SL	1420	1460	1500	1570	1635	1750	1865	1975	2140	1480
 <b>Wood Swivel</b>										
200-WSV	1695	1735	1770	1845	1905	2030	2140	2250	2415	1750
 <b>Height Adjustable Swivel Tilt</b>										
200-ST	1585	1630	1660	1735	1795	1930	2035	2155	2305	1645
 <b>Wood Four Leg</b>										
200-WDL	1475	1520	1550	1630	1685	1810	1925	2035	2195	1535

COM/Grade A   Grade B   Grade C   Grade D   Grade E   Grade F   Grade G   Grade H   Leather   COL




**Sled Frame Stool  
Counter Height**

<b>200-CH24SL</b>	<b>930</b>	<b>970</b>	<b>1005</b>	<b>1080</b>	<b>1140</b>	<b>1265</b>	<b>1380</b>	<b>1485</b>	<b>1650</b>	<b>990</b>
-------------------	------------	------------	-------------	-------------	-------------	-------------	-------------	-------------	-------------	------------




**Sled Frame Stool  
Bar Height**

<b>200-STL30SL</b>	<b>985</b>	<b>1025</b>	<b>1060</b>	<b>1135</b>	<b>1195</b>	<b>1315</b>	<b>1430</b>	<b>1540</b>	<b>1705</b>	<b>1045</b>
--------------------	------------	-------------	-------------	-------------	-------------	-------------	-------------	-------------	-------------	-------------



**Wood Leg Stool  
Counter Height**

<b>200-CH24WDL</b>	<b>1260</b>	<b>1300</b>	<b>1330</b>	<b>1410</b>	<b>1465</b>	<b>1590</b>	<b>1705</b>	<b>1815</b>	<b>1975</b>	<b>1315</b>
--------------------	-------------	-------------	-------------	-------------	-------------	-------------	-------------	-------------	-------------	-------------



**Wood Leg Stool  
Bar Height**

<b>200-STL30WDL</b>	<b>1310</b>	<b>1350</b>	<b>1390</b>	<b>1460</b>	<b>1525</b>	<b>1645</b>	<b>1760</b>	<b>1865</b>	<b>2035</b>	<b>1375</b>
---------------------	-------------	-------------	-------------	-------------	-------------	-------------	-------------	-------------	-------------	-------------

### **PRICES**

All published prices are recommended retail prices. Applicable sales taxes are additional. Prices are subject to change without notice.

### **PAYMENT TERMS**

Net 30 days, with established credit. Until credit is approved, a fifty percent deposit must be sent with the order, the balance is due prior to shipment. Deposits are non-refundable in the event of cancellation. If deposit has been placed on original order, applicable cancellation charges to be deducted from the deposit amount. Remainder of deposit will be held in the form of a credit for future orders.

### **FREIGHT POLICY**

All orders are FOB Destination.

Orders under \$7500 net will incur a minimum freight charge of \$225.

Orders over \$7500 net will be charged the standard 3% of net freight fee.

These fees are applicable for any shipment being made within the contiguous U.S.

Source International reserves the right to select method of shipment and carrier.

### **CONCEALED DAMAGE**

If products are received damaged, a written exception should be made on the bill of lading and an immediate inspection be requested of the carrier. Concealed damage must be reported to the carrier within the specific carrier's predetermined timeline. Failure to make claims shall constitute acceptance of the products and waiver any claims of defects, errors or shortages.

### **RETURNS AND ALLOWANCES**

All product is made to order. No merchandise may be returned without a return authorization and shipping instructions. No credit or allowance will be given for repairs to defective materials unless Source International has given authority to make such repairs.

### **ORDER ENTRY**

All orders must be submitted in writing. Email to [cr@sourceinternationaldesign.com](mailto:cr@sourceinternationaldesign.com) or Fax to 508-842-1838.

### **ACKNOWLEDGEMENTS**

All orders will be acknowledged in writing. Orders will be manufactured based on the written acknowledgement. It is the customer's responsibility to review each acknowledgement and communicate with the factory if there are errors within 48 hours.

### **CANCELLATIONS**

Any changes or cancellation may result in charges if materials have entered into production. If an order is cancelled while in production, a cancellation fee will be applied based on the status of order at time of cancellation.

### **FABRICS**

Not all graded in fabrics are approved for all product lines. Send memo samples for approval to:  
Source International 17 Gilmore Dr, Sutton, MA 01590.

Please tag memo samples with:

The product the fabric is being reviewed for, and your contact information

### **Graded In Partners**

We are proud to offer graded in fabric programs with the following companies:

Anzea  
Architex  
Camira  
CF Stinson  
Culp  
DesignTex  
Knoll  
Kvadrat  
Maharam  
Mayer  
Momentum  
Ultrafabrics

### **Customer's Own Material**

C.O.M. fabric must be approved prior to acceptance of the order. The material must be provided in 54" wide continuous yardage. All fabric will be directionally cut straight off the bolt unless otherwise specified. A C.O.M. form must be filled out and submitted along with purchase order. Yardage requirements listed are for small patterns or plain materials. The material must be shipped to the factory prepaid and with proper reference to the order. Source International is not responsible for appearance, performance or durability of C.O.M

### **LEATHER**

Leather Prices published in this price list are for our stock leather "MAMMUT" by Wollsdorf Leather in the following colors:

25599 Black  
25519 Pewter  
35062 Charcoal

Additional leather colors in the Mammut line can be quoted. All other leathers will be priced as COL.