

Mojo

**CHAIR SWIVEL**

Price List Effective January 2026



SOURCE

How to Build a Mojo Chair Product Number

583-ST-WA-C2 - B4 - BLK - PG

<b>Style</b>		<b>Arm Cap Color</b>			
580-FL	Four Leg Metal Frame	BLK	Black	PG	Plastic Glide
581-WDL	Wood Leg Frame			C2B	Black Carpet Casters
582-SWV-C2	Height Adj Swivel with Casters	GRY	Grey	C2G	Grey Carpet Casters
582-SWV-PG	Height Adj Swivel with Glides			C7B	Chrome Caster with Black Tread
583-ST-C2	Height Adj Swivel-Tilt with Casters			C7G	Chrome Caster with Grey Tread
583-ST-WA-C2	Height Adj Swivel-Tilt with Casters with arms			G1B	Black Glides
				G1G	Grey Glides
				CG	Plastic Cup Glides(Four Leg Metal Frame)
<b>FL Metal Frame Finish</b>		<b>WDL Wood Leg Finish</b>		<b>Swivel Base Finish - Arm Color Matches Base Color</b>	
<b>Standard Powder Coats</b>		NAT	Natural	B4	Polished Aluminum
SCR	Soft Chrome	CHY	Cherry	SCR	Soft Chrome
BLK	Black Matte	WCH	Warm Cherry	BLK	Black Matte
WHT	White	MAH	Mahogany	WHT	White
GMTL	Gunmetal	ESP	Espresso	GMTL	Gunmetal
LBNZ	Light Bronze	WLT	Weathered Light	LBNZ	Light Bronze
MBNZ	Medium Bronze	WMD	Weathered Medium	MBNZ	Medium Bronze
DBNZ	Dark Bronze	WGR	Weathered Grey	DBNZ	Dark Bronze
BRS	Brass	WNT	Walnut	BRS	Brass
<b>PPC Premium Powder Coats</b>		DWNT	Dark Walnut	<b>PPC Premium Swivel Base Finish</b>	
STN	Stone	001	Black	STN	Stone
LGB	Light Grey Blue	999	Custom	LGB	Light Grey Blue
DGY	Dark Grey	<b>P1 Painted Wood</b>		DGY	Dark Grey
LBL	Light Blue	7006	White	LBL	Light Blue
AQU	Aqua	7044	Stone	AQU	Aqua
GRN	Green	7035	Light Grey	GRN	Green
YLW	Yellow	7012	Dark Grey	YLW	Yellow
LRD	Light Red	8012	Dark Red	LRD	Light Red
		3016	Light Red		
		1032	Yellow		
		6011	Green		
		6033	Teal		
		6034	Aqua		
		5024	Light Blue		
		5014	Medium Blue		
		7040	Light Grey Blue		

Features

- Fully Upholstered, one piece shell
- Four leg metal and wood base options
- Swivel five star base with height adjustment or tilt and height adjustment
- Swivel base with casters or glides
- Plastic glides standard on wood leg only, felt glides optional. No glides standard on metal four leg(plastic cup glides optional)
- Greenguard certified
- Meets ANSI/BIFMA standards
- Lifetime Limited Warranty
- 582 Swivel mechanism to match 5 star base color
- 583 Swivel-tilt mechanism will match arm cap color
- 583 Arms will match 5 star base color

Dimensions

		580-FL		582-SWV Caster		583-ST Caster	
		Seat	15"D x 16.75"W x 18"H	Seat	15"D x 16.75"W x 16.5"-19.25"H	Seat	15"D x 16.75"W x 16"-18.75"H
		Overall	21.25"D x 18.25"W x 32"H	Overall	25"D x 25"W x 30.75"-33.5"H	Overall	25"D x 25"W x 30.25"-33"H
		581-WDL		582-SWV Glides		583-ST-WA Caster	
COM	1 yard	Seat	15"D x 16.75"W x 18"H	Seat	15"D x 16.75"W x 16"-20.5"H	Seat	15"D x 16.75"W x 16"-18.75"H
COL	18 sqft	Overall	21.25"D x 18.25"W x 32"H	Overall	25"D x 25"W x 30.25"-34.75"H	Overall	25"D x 25"W x 30.25"-33"H
						Arms	9.25"H 20.5" Inside W

Option Pricing

FG	Felt Glides (WDL Frame and FL Frame)	\$20
PPC	Premium Powder Coat Finish Upcharge - Net Charge Per Color Per Order	\$200 NET
P1	Painted Wood Finish For Painted Legs- Specify Paint Color Number From Above	\$55
C2B	Carpet Caster, Black	N/C
C2G	Carpet Caster, Grey	N/C
C7B	Chrome Caster with Black Tread	N/C
C7G	Chrome Caster with Grey Tread	N/C
G1B	Black Glides - For SWV Base Only	N/C
G1G	Grey Glides - For SWV Base Only	N/C
CG	Cup Glides for Four Leg Metal Frame	\$20
999	Custom Wood Finish Option - Set up Fee	\$225 NET

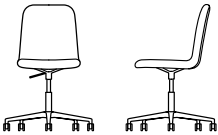
COM/Grade A   Grade B   Grade C   Grade D   Grade E   Grade F   Grade G   Grade H   Leather   COL



Model	Description	COM/Grade A	Grade B	Grade C	Grade D	Grade E	Grade F	Grade G	Grade H	Leather	COL
580-FL	Four Leg Metal Frame	865	890	940	990	1050	1130	1215	1310	1440	920



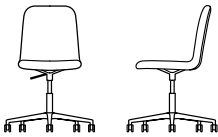
581- WDL	Wood Leg	995	1025	1070	1125	1185	1275	1350	1455	1585	1060
----------	----------	-----	------	------	------	------	------	------	------	------	------



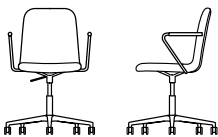
582-SWV-C2	Height Adj Swivel with Casters	1070	1115	1170	1210	1275	1350	1440	1550	1670	1155
------------	--------------------------------	------	------	------	------	------	------	------	------	------	------



582-SWV-GL	Height Adj Swivel with Glides	1070	1115	1170	1210	1275	1350	1440	1550	1670	1155
------------	-------------------------------	------	------	------	------	------	------	------	------	------	------



583-ST-C2	Height Adj Swivel-Tilt with Casters	1095	1130	1180	1225	1290	1380	1460	1565	1680	1170
-----------	-------------------------------------	------	------	------	------	------	------	------	------	------	------



583-ST-WA	Height Adj Swivel-Tilt with Casters / Arms	1095	1130	1180	1225	1290	1380	1460	1565	1680	1170
-----------	--	------	------	------	------	------	------	------	------	------	------

### **PRICES**

All published prices are recommended retail prices. Applicable sales taxes are additional. Prices are subject to change without notice.

### **PAYMENT TERMS**

Net 30 days, with established credit. Until credit is approved, a fifty percent deposit must be sent with the order, the balance is due prior to shipment. Deposits are non-refundable in the event of cancellation. If deposit has been placed on original order, applicable cancellation charges to be deducted from the deposit amount. Remainder of deposit will be held in the form of a credit for future orders.

### **FREIGHT POLICY**

All orders are FOB Destination.

Orders under \$7500 net will incur a minimum freight charge of \$225.

Orders over \$7500 net will be charged the standard 3% of net freight fee.

These fees are applicable for any shipment being made within the contiguous U.S.

Source International reserves the right to select method of shipment and carrier.

### **CONCEALED DAMAGE**

If products are received damaged, a written exception should be made on the bill of lading and an immediate inspection be requested of the carrier. Concealed damage must be reported to the carrier within the specific carrier's predetermined timeline. Failure to make claims shall constitute acceptance of the products and waiver any claims of defects, errors or shortages.

### **RETURNS AND ALLOWANCES**

All product is made to order. No merchandise may be returned without a return authorization and shipping instructions. No credit or allowance will be given for repairs to defective materials unless Source International has given authority to make such repairs.

### **ORDER ENTRY**

All orders must be submitted in writing. Email to [cr@sourceinternationaldesign.com](mailto:cr@sourceinternationaldesign.com) or Fax to 508-842-1838.

### **ACKNOWLEDGEMENTS**

All orders will be acknowledged in writing. Orders will be manufactured based on the written acknowledgement. It is the customer's responsibility to review each acknowledgement and communicate with the factory if there are errors within 48 hours.

### **CANCELLATIONS**

Any changes or cancellation may result in charges if materials have entered into production. If an order is cancelled while in production, a cancellation fee will be applied based on the status of order at time of cancellation.

### **FABRICS**

Not all graded in fabrics are approved for all product lines. Send memo samples for approval to:  
Source International 17 Gilmore Dr, Sutton, MA 01590.

Please tag memo samples with:

The product the fabric is being reviewed for, and your contact information

### **Graded In Partners**

We are proud to offer graded in fabric programs with the following companies:

Anzea  
Architex  
Camira  
CF Stinson  
Culp  
DesignTex  
Knoll  
Kvadrat  
Maharam  
Mayer  
Momentum  
Ultrafabrics

### **Customer's Own Material**

C.O.M. fabric must be approved prior to acceptance of the order. The material must be provided in 54" wide continuous yardage. All fabric will be directionally cut straight off the bolt unless otherwise specified. A C.O.M. form must be filled out and submitted along with purchase order. Yardage requirements listed are for small patterns or plain materials. The material must be shipped to the factory prepaid and with proper reference to the order. Source International is not responsible for appearance, performance or durability of C.O.M

### **LEATHER**

Leather Prices published in this price list are for our stock leather "MAMMUT" by Wollsdorf Leather in the following colors:

25599 Black  
25519 Pewter  
35062 Charcoal

Additional leather colors in the Mammut line can be quoted. All other leathers will be priced as COL.