

Bliss

MULTIUSE CHAIR

SWIVEL

STOOL

Price List Effective January 2026



SOURCE

How to Build a Bliss Product Number

200 - ST - BLK - NAT - C2

Style		Casters	
200	Fully Upholstered Chair	C7B	Chrome Caster w/Black Tread(standard)
Base/Frame		C7G	Chrome Caster w/Grey Tread
SL	Sled Frame	C2	Carpet, Black
WSV	Wood Swivel	C2G	Carpet, Grey
ST	Height Adjustable Five Star Swivel Tilt w/Tension Control & Casters	Glides	
WDL	Wood Four Leg	FG	Felt Glides for Sled Base SL and Wood Bases WSV & WDL
CH24SL	Counter Height Sled Frame Stool	PG	Plastic Glides for Sled Base SL
STL30SL	Bar Height Sled Frame Stool	Wood Finish	
CH24WDL	Counter Height Wood Leg Stool	NAT	Natural
STL30WDL	Bar Height Wood Leg Stool	CHY	Cherry
SL Metal Sled Base (Chair & Stool) Finish		WCH	Warm Cherry
Standard Powder Coats		MAH	Mahogany
BLK	Matte Black	ESP	Espresso
SCR	Soft Chrome	WLT	Weathered Light
CHR	Chrome	WMD	Weathered Medium
WHT	White	WGR	Weathered Grey
LBNZ	Light Bronze	WNT	Walnut
MBNZ	Medium Bronze	DWNT	Dark Walnut
DBNZ	Dark Bronze	999	Custom
GMTL	Gunmetal	001	Black
BRS	Brass	Wood Finish	
WSV Wood Swivel Metal Bracket Finish		NAT	Natural
BLK	Matte Black	CHY	Cherry
PAL	Polished Aluminum	WCH	Warm Cherry
WHT	White	MAH	Mahogany
ST Metal Base Finish		ESP	Espresso
BLK	Matte Black	WLT	Weathered Light
PAL	Polished Aluminum	WMD	Weathered Medium
		WGR	Weathered Grey
		WNT	Walnut
		DWNT	Dark Walnut
		999	Custom
		001	Black

Features

Fully Upholstered Shell with Arms
Eight Base Options
Plastic Glide Standard on Wood Bases WSV and WDL, Felt Glide Optional
Plastic or Felt Glides Available for Sled Base SL. Must Order.
GreenGuard Certified
CAL 117 Standard CAL 133 Optional
Meets ANSI/BIFMA Standards
Lifetime Limited Warranty

Dimensions

Sled Frame

Seat	18"H x 19.5"W x 17.5"D
Back	14"H
Inside Arms	19.5
Overall	32.5"H x 26"W x 23"D

Wood Four Leg

Seat	18"H x 19.5"W x 17.5"D
Back	14"H
Inside Arms	19.5
Overall	32.5"H x 26"W x 23"D

Wood Swivel

Seat	18"H x 19.5"W x 17.5"D
Back	14"H
Inside Arms	19.5
Base Dia.	26"
Overall	32.5"H x 26"W x 23"D

Height Adjustable Swivel Tilt

Seat	16.5-19"H x 19.5"W x 17.5"D
Back	14"H
Inside Arms	19.5
Base Dia.	26"
Overall	30-32.5"H x 26"W x 26"D

Sled Frame Stool

Counter Height	
Seat	24"H x 16"W x 15.5"D
Overall	29"H x 19"W x 19"D
Bar Height	
Seat	30"H x 16"W x 15.5"D
Overall	35"H x 20"W x 19"D

Wood Leg Stool

Counter Height	
Seat	24"H x 16"W x 15.5"D
Overall	29"H x 18"W x 19"D
Bar Height	
Seat	30"H x 16"W x 15.5"D
Overall	35"H x 19"W x 20"D

Textile Requirements

COM

Chair	1.75 yds
Stool	.75 yds





COL

Chair	31 sq ft
Stool	14 sq ft


Option Pricing

F2	CAL 133 Compliance, Seat and Back	\$65
FG	Felt Glides for Sled Base SL and Wood Bases WSV & WDL	\$20
PG	Plastic Glides for Sled Base SL	\$20
C7G	Chrome Caster with Grey Tread	N/C
C2	Carpet Caster, Black	N/C
C2G	Carpet Caster, Grey	N/C
999	Custom Wood Finish Option - Set Up Fee	\$225 NET
PPC	Premium Powder Coat Finish Upcharge - Net Charge Per Color Per Order	\$200 NET
Powder Coat Finish Options		
Specify Finish Option from Above—Add to Chrome Price		\$40

Bliss


	COM/Grade A	Grade B	Grade C	Grade D	Grade E	Grade F	Grade G	Grade H	Leather	COL
	Sled Frame									
200-SL	1420	1460	1500	1570	1635	1750	1865	1975	2140	1480
	Wood Swivel									
200-WSV	1695	1735	1770	1845	1905	2030	2140	2250	2415	1750
	Height Adjustable Swivel Tilt									
200-ST	1585	1630	1660	1735	1795	1930	2035	2155	2305	1645
	Wood Four Leg									
200-WDL	1475	1520	1550	1630	1685	1810	1925	2035	2195	1535

COM/Grade A Grade B Grade C Grade D Grade E Grade F Grade G Grade H Leather COL




**Sled Frame Stool
Counter Height**

200-CH24SL	930	970	1005	1080	1140	1265	1380	1485	1650	990
-------------------	------------	------------	-------------	-------------	-------------	-------------	-------------	-------------	-------------	------------




**Sled Frame Stool
Bar Height**

200-STL30SL	985	1025	1060	1135	1195	1315	1430	1540	1705	1045
--------------------	------------	-------------	-------------	-------------	-------------	-------------	-------------	-------------	-------------	-------------



**Wood Leg Stool
Counter Height**

200-CH24WDL	1260	1300	1330	1410	1465	1590	1705	1815	1975	1315
--------------------	-------------	-------------	-------------	-------------	-------------	-------------	-------------	-------------	-------------	-------------



**Wood Leg Stool
Bar Height**

200-STL30WDL	1310	1350	1390	1460	1525	1645	1760	1865	2035	1375
---------------------	-------------	-------------	-------------	-------------	-------------	-------------	-------------	-------------	-------------	-------------

PRICES

All published prices are recommended retail prices. Applicable sales taxes are additional. Prices are subject to change without notice.

PAYMENT TERMS

Net 30 days, with established credit. Until credit is approved, a fifty percent deposit must be sent with the order, the balance is due prior to shipment. Deposits are non-refundable in the event of cancellation. If deposit has been placed on original order, applicable cancellation charges to be deducted from the deposit amount. Remainder of deposit will be held in the form of a credit for future orders.

FREIGHT POLICY

All orders are FOB Destination.

Orders under \$7500 net will incur a minimum freight charge of \$225.

Orders over \$7500 net will be charged the standard 3% of net freight fee.

These fees are applicable for any shipment being made within the contiguous U.S.

Source International reserves the right to select method of shipment and carrier.

CONCEALED DAMAGE

If products are received damaged, a written exception should be made on the bill of lading and an immediate inspection be requested of the carrier. Concealed damage must be reported to the carrier within the specific carrier's predetermined timeline. Failure to make claims shall constitute acceptance of the products and waiver any claims of defects, errors or shortages.

RETURNS AND ALLOWANCES

All product is made to order. No merchandise may be returned without a return authorization and shipping instructions. No credit or allowance will be given for repairs to defective materials unless Source International has given authority to make such repairs.

ORDER ENTRY

All orders must be submitted in writing. Email to cr@sourceinternationaldesign.com or Fax to 508-842-1838.

ACKNOWLEDGEMENTS

All orders will be acknowledged in writing. Orders will be manufactured based on the written acknowledgement. It is the customer's responsibility to review each acknowledgement and communicate with the factory if there are errors within 48 hours.

CANCELLATIONS

Any changes or cancellation may result in charges if materials have entered into production. If an order is cancelled while in production, a cancellation fee will be applied based on the status of order at time of cancellation.

FABRICS

Not all graded in fabrics are approved for all product lines. Send memo samples for approval to:
Source International 17 Gilmore Dr, Sutton, MA 01590.

Please tag memo samples with:

The product the fabric is being reviewed for, and your contact information

Graded In Partners

We are proud to offer graded in fabric programs with the following companies:

Anzea
Architex
Camira
CF Stinson
Culp
DesignTex
Knoll
Kvadrat
Maharam
Mayer
Momentum
Ultrafabrics

Customer's Own Material

C.O.M. fabric must be approved prior to acceptance of the order. The material must be provided in 54" wide continuous yardage. All fabric will be directionally cut straight off the bolt unless otherwise specified. A C.O.M. form must be filled out and submitted along with purchase order. Yardage requirements listed are for small patterns or plain materials. The material must be shipped to the factory prepaid and with proper reference to the order. Source International is not responsible for appearance, performance or durability of C.O.M

LEATHER

Leather Prices published in this price list are for our stock leather "MAMMUT" by Wollsdorf Leather in the following colors:

25599 Black
25519 Pewter
35062 Charcoal

Additional leather colors in the Mammut line can be quoted. All other leathers will be priced as COL.