

NATURAL STONE FLOORING & WALLING

tumbled

PARADIGM

The Paradigm colour body glazed porcelain tile range speaks to that modern customer with its subtle and soft concrete look. The colour body makes scratches or chips less noticeable once laid. Available in multiple faces and sizes across a fashionable colour palette, this tile is your perfect match for both the home and light commercial spaces on both floors and walls.

PARADIGM LIGHT GREY

NATURAL STONE FLOORING & WALLING

tumbled



PARADIGM

PARADIGM GRAPHITE

PARADIGM



WHITE



LIGHT GREY






GREY



GRAPHITE


FINGER MOSAIC



HERRINGBONE MOSAIC



HEXAGON MOSAIC



* Tiles may vary in sizing, weight, colour, pattern, veining, texture, durability, density, surface and finish from batch to batch. Slip ratings serve as an indication and may vary for each batch of tiles. It is recommended that a new test be performed for each batch of tiles if a slip rating certificate is required. The product images shown are for illustration purposes only and are not an exact representation of the product.

PARADIGM

Choose this tile with a matte finish for a more traditional look with the desirable characteristic of being less prone to the visual effects of scratching.

If you are seeking the perfect solution for external spaces, opt for the highest anti-slip characteristics and a structured finish.

Available in rectified tile edges that complete the modern aesthetic with tighter joint spaces and less visible grout.

RECTIFIED EDGES

P3* MATT	P5 STRUCTURED
300x300x9.5	300x600x9.5
300x600x9.5	600x600x9.5
600x600x9.5	600x600x20 Paver
	600x400x20 Bullnose Paver

**HEXAGON MOSAICS
(MATT)**
83x95.8
Sheet size: 254x317x9.5mm

**FINGER MOSAICS
(LAPPATO)**
20x145
Sheet size: 292x284mm

**HERRINGBONE
MOSAICS (LAPPATO)**
20x64
Sheet size: 248x295mm



**Our innovative SmoothGrip finish uses the latest nano-surface technology to produce a smooth surface, with a high degree of slip resistance. This new surface provides a durable, tactile, low maintenance finish with aesthetic appeal, without sacrificing safety.



10 YEAR
WARRANTY



RECTIFIED
EDGE



CUSHIONED
EDGES



MULTIPLE
FACES



COLOUR BODY

* Tiles may vary in sizing, weight, colour, pattern, veining, texture, durability, density, surface and finish from batch to batch. Slip ratings serve as an indication and may vary for each batch of tiles. It is recommended that a new test be performed for each batch of tiles if a slip rating certificate is required. The product images shown are for illustration purposes only and are not an exact representation of the product.

NATURAL STONE FLOORING & WALLING

tumbled

PARADIGM GREY

NATURAL STONE FLOORING & WALLING

tumbled

URBAN CONCRETE LOOK

Concrete finishes have seen a rise in popularity over recent years becoming an increasingly popular choice with the urbane customer looking for that modern touch.

PARADIGM WHITE



1800 512 162
info@tumbled.com.au
www.tumbled.com.au

105 Gilbert Street, Adelaide, SA 5000