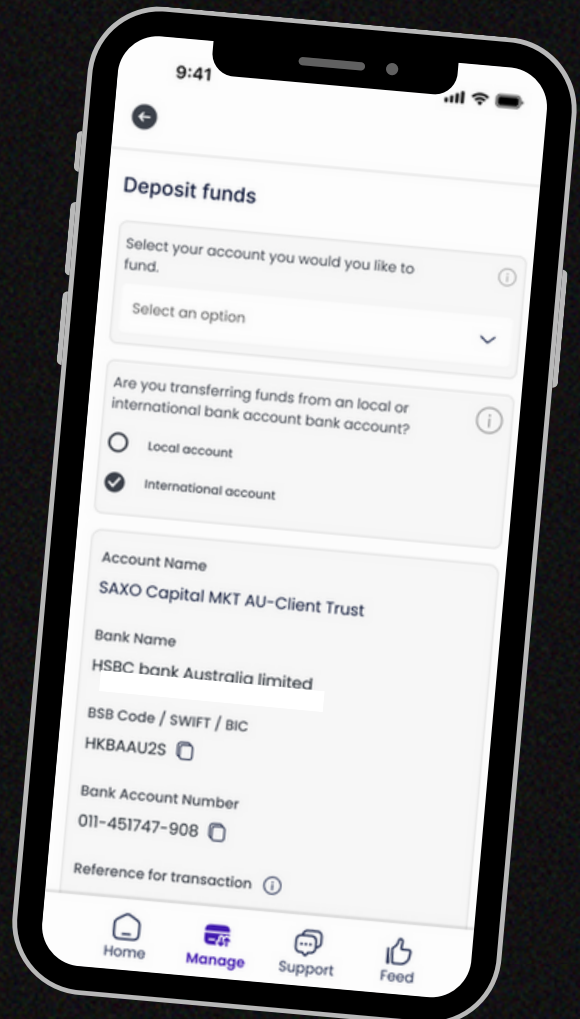


# How to fund your account in the Totality Core mobile app

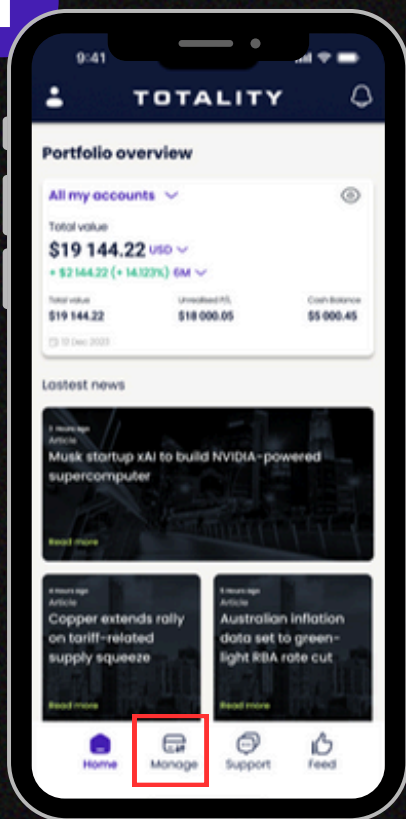






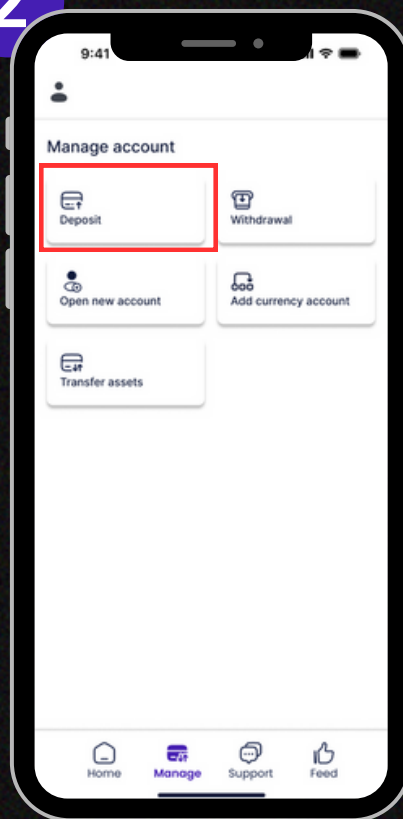
# Walkthrough Guide

1



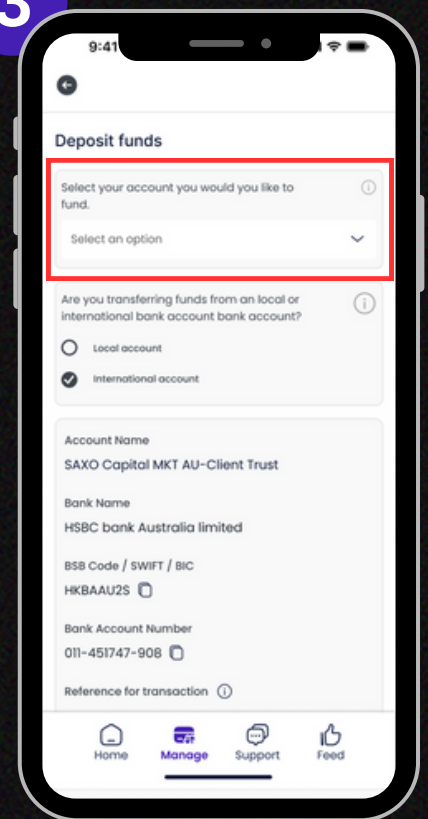
Log in to the Totality Core app and navigate to the 'Manage' tab at the bottom of the screen.

2



Select 'Deposit' from the menu.

3



From the drop-down menu, select the Totality sub-account into which you would like to deposit the funds.



4

9:41

Deposit funds

Select your account you would you like to fund.

Select an option

Are you transferring funds from an local or international bank account bank account?

☐ Local account

☒ International account

Account Name  
SAXO Capital MKT AU-Client Trust

Bank Name  
HSBC bank Australia limited

BSB Code / SWIFT / BIC  
HKBAAU2S

Bank Account Number  
011-451747-908

Reference for transaction

Home Manage Support Feed

5

9:41

Deposit funds

Select your account you would you like to fund.

Select an option

Are you transferring funds from an local or international bank account bank account?

☐ Local account

☒ International account

Account Name  
SAXO Capital MKT AU-Client Trust

Bank Name  
HSBC bank Australia limited

BSB Code / SWIFT / BIC  
HKBAAU2S

Bank Account Number  
011-451747-908

Reference for transaction

Home Manage Support Feed

6



Inform us whether you are depositing funds from a local (i.e., Australian) or international bank account.

The 'Account Name' box will populate with the bank details you need to transfer funds from your personal bank account to your Totality account.

Log in to your personal bank account app and transfer the funds to your Totality account via electronic funds transfer.

For questions or support, reach out to our client services team at [help@totality.com.au](mailto:help@totality.com.au) or call us on +61 2 8267 9000

