



Quality Cruising, Real Community

The Ranger Tugs Model Lineup Brochure



The Ranger Tugs Difference

When we say “you’re not just buying a boat, you’re joining our family” we really mean it.

This is because Ranger Tugs was built upon the idea of family, with generations of northwest boatbuilders, designers and craftsmen comprising our leadership. We consistently innovate and push to deliver the greatest value because it’s built into our DNA.

The Livingston Story

The executive team at Ranger Tugs represents a combined total of over 200 years of boating experience. Fluid Motion President, John Livingston has been kicking around fiberglass boats since before he could walk. His father and business partner, Dave Livingston built his first boat when he was 15 years old using plans he found in Popular Mechanics magazine. Not long after building the popular mechanics dinghy, Dave built his first hydroplane which he raced AND skied behind. During those early years, it was a regular occurrence for the neighbors to see Dave hauling wood back from the lumber store on his bike until he was finally old enough to get his driver's license.

After completing four years of service in the Navy, Dave designed and built what would soon become his first commercially successful vessel, his iconic design bearing the family name, the Livingston dinghy. After several successful years at the helm of Livingston, Dave eventually sold the company to Reinell. Over the years, he has created, modified or consulted for many boat manufacturers including Bayliner, Reinell, Wellcraft, Regal, Larson, and many more.

Dave's steady hand at the drafting table and experienced eye for design trends has helped propel Ranger Tugs to its current level of success. Dave works tirelessly designing new models for Ranger Tugs and is continuously improving manufacturing techniques and facilities.



Quality is in Our DNA

A dependable build begins with quality materials. As a proud member of the American Boatbuilding Association, we have access to the highest quality materials in the industry.

When it comes to construction, a fiberglass boat is built from the outside in. The first step to form the hull begins with a high-quality HD gelcoat featuring best in-class UV resistance. We then follow up with a vinyl ester barrier coat which keeps the moisture out and provides industry leading blister protection. Woven roving and continuous glass fibers are then hand-laid to create a rock-solid running surface built handle the toughest marine conditions. To create a hull that is both strong and lightweight, we utilize custom fabricated gimbaled hull molds which allow the resin to be evenly distributed and achieve the perfect glass to resin ratio.

Once the hull is formed, it is permanently bonded with our 100% fiberglass stringer system which becomes the rigid backbone of the boat. Foam is then injected into key areas of the stringer system to reduce noise while underway.

With the stringer bonded to the hull, the cabin can be built upon this solid foundation. Next, our skilled carpenters and technicians install the interior components, electrical systems, plumbing, cabinetry and more to create the fully furnished cabin. Throughout the interior, every Ranger Tug features high quality marine-grade materials such as Sunbrella fabrics and premium wood finishes.





Factory Delivery Experience

Joining our family is a big deal, and that's why we offer our Factory Delivery Experience.

Our Factory Delivery Experience includes two distinct days of one-on-one training on your new boat. The first day is spent at the dock with a factory customer service representative, covering each and every system onboard the boat. The second day is spent on the water with our factory delivery captain learning how to operate and handle your new Ranger Tug. Our job isn't complete until you're safely enjoying your new boat on the water.

The Ranger Tugs Lineup



R-23



R-25



R-27



R-29 CB



R-29 S



R-31 CB



R-31 S



R-43 CB



R-43 S



Find Out More



Contact Ranger Tugs

506 44th St NW

Auburn, WA, 98001

Phone: (253) 839-5213

Fax: (253) 839-5218

Build Your Boat



R-23

Specifications

Engine: Yamaha F200 outboard
 LOA (motor down): 28' 5" | 8.66 m
 LOA (motor up):: 29' 8" | 9.04 m
 Draft (motor down) 30" | 0.76 m
 Draft (motor up): 19" | 0.48 m
 Beam: 8' 6" | 2.59 m
 Bridge clearance (mast down): 8' 6" | 2.59 m
 Height on factory trailer (mast down w/ radar, est.): 11' 6" | 3.51 m
 Height on factory trailer (mast down w/o radar, est.): 10' 10" | 3.3 m
 Length on factory trailer (motor down, est.): 34' 10" | 10.62 m
 Length on factory trailer (motor up, est.): 36' | 10.97 m
 Fuel capacity: 80 US gal | 302.8 L
 Water capacity: 22 US gal | 83.3 L
 Waste capacity: 11 US gal | 41.6 L
 Weight, dry: 6,000 lbs | 2,722 kg



The first thing you will notice when looking at the popular Ranger Tugs R-23 is the dramatic, curved windshield and visor, accompanied by several overhead skylights. There is no shortage of light or visibility onboard the R-23, which incorporates four opening roof hatches, sliding side windows, and an opening glass bulkhead, providing an open and airy feeling inside and out. Opening portlights also allow for a nice cross breeze in the cabin. The R-23 is powered by a 200 HP Yamaha outboard. The forward cabin on the R-23 has plenty of room for sitting around the teak table, separate sleeping for two or sleeping two together with the filler-cushion. The mid berth is great for kids or storage, and the dinette converts to a sleeper as the third berth. The well-appointed galley on the R-23 is standard with refrigerator/freezer, cooktop, and microwave. The forward head includes a marine toilet with holding tank, shower, sink, and mirror. The Ranger Tugs R-23 comes standard with a 9" Garmin GPS chartplotter with sonar and is available with optional xHD radar. VHF to stay in touch, illuminated compass, cabin night light, cockpit and exterior side trail lighting, and our built-in safety trailering lights (brake, turn, and reverse) are all standard equipment making the R-23 ready to cruise. The cockpit on the R-23 is built to fish and ready to entertain with standard rod holders, optional downrigger pads & outlets, and a folding double seat. The R-23 is perfect for overnighting or extended cruises. It incorporates many of the same amenities as a larger cruising yacht that until now were not offered on a boat of her size and price point. Whether you are new to boating or a seasoned captain, the R-23 is the perfect boat for your next adventure. Get on the water today in the Ranger Tugs R-23!



Model Features

Cabin Atrium Skylights and Hatches

The cabin is open and bright, featuring overhead atrium skylights with heat reflective tint and opening rooftop hatches.

Laminar Flow Interrupters

The R-23 is equipped with our Laminar Flow Interrupter technology for smooth, positive cornering performance.

Full Galley

An electric/alcohol stove top, refrigerator/freezer, microwave, hot and cold galley sink, cutting board, and ample storage & counter space makes food prep a breeze.

Multi-use Seating

The aft bulkhead window opens, and the dinette seat transforms to create a rear facing seat. Combined with the L-lounge, the R-23 boasts cockpit seating for 5 adults.

9" Garmin Chartplotter

Navigation is fun and accurate with a 9" Garmin Chartplotter with sonar. Easily monitor fuel flow, engine data, bottom conditions, GPS location, tides and much more.

Reliable Yamaha Outboard Power

The R-23 is powered by a Yamaha F200, which delivers outstanding performance and efficiency. A multifunction LCD displays key information such as RPMs and fuel flow.

Performance

200 HP Yamaha F200 outboard
Electric trim tabs
Laminar flow interrupters
Bow Thruster
Trailerable - 8'6" beam

Accommodations & Interior Comfort

Atrium skylights
Cabin drink holders, 4
Curtains for privacy
Dinette (seats 4) converts to bed
Hatches, pilothouse roof, solar reflective, 4
Hatches, stateroom, 2
Indirect cabin lighting
Kicker stereo system (multi-zone)
LED lighting
Marine toilet w/ holding tank, pump out
Midship berth
Opening portlights, 2
Private forward stateroom
Shower with enclosure
Storage under mattress

Deck Features

Anchor package, 11 lb, 50' chain, 150' line
Folding stainless steel mast for trailering
Forward line storage
Rod holders, 2
Sport racks, stainless steel
Swimming ladder, stainless steel
Swim Step
Windlass, bow and helm controls

Cockpit

Cockpit cover, soft-top
Cockpit drink holders, 2
Cockpit seating, 5+
Opening glass bulkhead w/ reversible seat
Transom entry door for boarding

Helm

Color engine display
Digital fuel flow data
9" Garmin navigation system w/ GPS and sonar
Helm drink holders, 2
Helm seat, bolstered
USB charging ports
Windshield wipers, 2

Galley

Cutting board
Galley cabinets, 2
Galley drawers, 1
Microwave
Refrigerator/freezer
Sink with hot and cold water, with pull-out rinse faucet
Stove top, electric/alcohol

Mechanical & Electrical

AC electrical panel
Batteries
Battery charger
DC electrical panel
Galvanic isolator
Inverter
Smart Plug Inlet and 30amp Shorepower Cord

Safety

Carbon monoxide detectors
Courtesy lights
Electric horn
Illuminated compass
Integrated trailer lights
Navigation lights
Swim platform rails
VHF radio, DSC capable
Window defrosters

Construction

Bonded electrical system
Foam-filled fiberglass stringer grid system
Premium hull color, Midnight Blue
Seawater strainer(s)
Self bailing cockpit
Stainless steel cleats, rails, hardware
Vinylester barrier coat

Options

Hull color upgrade | \$2,755
Aluminum tandem axle trailer with electric/hydraulic brakes spare tire/bracket | \$14,580
Autopilot w/ remote | \$5,955
Aft cockpit sun shade with sunset shade | \$1,425
Aux./Kicker motor bracket | \$390
Auxiliary Motor Package: 9.9, electric steering with wireless remote | \$6,080
Air Conditioning / Reverse cycle heat (dockside only unless equipped with Lithium (LiFePO4) battery upgrade) | \$4,960
Diesel Heater, forced air furnace | \$5,450
Downrigger Plugs & Plates | \$410
Factory Delivery Experience | \$2,755
Garmin xHD Radar | \$2,395
Lithium (LiFePO4) Battery Upgrade: enables inverter powered air conditioning / rev. cycle heat | \$11,025
Macerator Discharge | \$570
Safety kit, fenders, lines, flares, fire ext, first aid kit, life jackets, boat hook | \$940
Solar Panel, 220W Bi-Facial Solar Panel | \$1,105
Underwater lights | \$440

Options, freight & taxes extra. Prices, specifications, equipment, and options may change without notice. Information on this sheet should not be used for navigation.
January 23, 2026

Visit the Model Page

Model Page






R-25

Specifications

Engine: Yamaha F250 outboard engine
 LOA (motor down): 28' 5" | 8.66 m
 LOA (motor up): 29' 8" | 9.04 m
 Draft (motor down): 34" | 0.86 m
 Draft (motor up): 19" | 0.48 m
 Beam: 8' 6" | 2.59 m
 Bridge clearance (mast down, w/ radar): 8' 6" | 2.59 m
 Height on factory railer (mast down, w/ radar, est.): 11' 10" | 3.61 m
 Height on factory trailer (mast down, w/o radar, est.): 11' 2" | 3.4 m
 Length on factory trailer (motor down, est.): 34' 6" | 10.52 m
 Length on factory trailer (motor up, est.): 36' | 10.97 m
 Fuel capacity: 99 US gal | 374.8 L
 Water capacity: 34 US gal | 128.7 L
 Waste capacity: 14 US gal | 53 L
 Weight, dry: 6,500 lbs | 2,949 kg



The R-25 is a feature-packed cruiser designed for comfort, ease of use, and FUN! You'll find the Ranger Tugs DNA built into every facet of the R-25's thoughtful design.

Right away you'll notice one of the most innovative features of the R-25, our Clear-Path swim platform. The extended swim platform wraps around the outboard to present a clear walkway free of all engine rigging, which opens a whole new world of fishing, cruising, and water-sports opportunities. This exciting new design features heavy duty handrails and allows you to safely and easily board a dinghy, net a fish, step to or from a low dock (important for pets), and med-tie without fear of damaging your outboard and having to leap to the dock.

The main salon on the R-25 is light and bright, making it a perfect spot to relax or entertain. The dinette seats four or converts to a bed for two. The forward stateroom is private and comfortable featuring a large bed, opening hatches for airflow, reading lights, and a TV. The R-25 features a fully enclosed head equipped with an electric marine toilet, sink and shower. There's even a spacious quarter berth with a removable mattress that can be used to accommodate guests/kids or for expanded storage. An electric/alcohol stove top, refrigerator/freezer combo, microwave, and sink with hot and cold water, make food prep fun and easy.

The easily trailerable Ranger Tugs R-25 is a fantastic boat for cruising, fishing, and fun on the water. The private head, extended swim platform, multiple sleeping areas, and full galley give you everything you need to get away from the dock and spend some serious quality time with (or without) your friends and family.



Model Features

Clear Path Swim Platform

A revolution in usability and safety, this new area features 20 sq. ft. of non-skid decking for fishing, swimming, dock or dinghy access and more.

Laminar Flow Interrupters

The R-25 is equipped with our Laminar Flow Interrupters for smooth, positive cornering performance.

Full Galley

An electric/alcohol stove top, refrigerator/freezer, microwave, hot and cold galley sink, cutting board, and ample storage & counter space makes food prep a breeze.

Multi-use Seating

The aft bulkhead window opens, and the dinette seat transforms to create a rear facing seat. Combined with the L-lounge, the R-25 boasts cockpit seating for 5 adults.

12" Garmin Chartplotter

Navigation is fun and accurate with a 12" Garmin Chartplotter with sonar. Easily monitor fuel flow, engine data, bottom conditions, GPS location, tides and much more.

Solar Panel

The included solar panel helps to keep your batteries charged while you're boating off-grid. Now you can go further and stay longer without the need for shore power or a generator.

Performance

250 HP Yamaha F250 outboard, electric steering (DES)
Electric trim tabs
Laminar flow interrupters
Bow thruster
Trailerable - 8'6" beam

Accommodations & Interior Comfort

Climate control (heat and air conditioning)
Atrium skylights
Cabin drink holders, 5
Curtains for privacy
Dinette (seats 4) converts to bed
Fully enclosed head
Hatches, pilothouse roof, solar reflective, 4
Hatches, stateroom, 2
Indirect cabin lighting
Kicker stereo system (multi-zone)
LED lighting
Electric marine toilet w/ holding tank, pump out
Midship berth
Opening portlights, 2
Private forward stateroom
Shower with enclosure
Storage under mattress
TV in stateroom

Deck Features

Anchor package, 16.5 lb, 50' chain, 150' line
Clear Path engine rigging
Clear Path swim step
Folding stainless steel mast for trailering
Forward line storage
Rod holders, 3
Sport racks, stainless steel
Swimming ladder, stainless steel
Swim step, with built-in fenders
Washdown system
Windlass

Cockpit

Cockpit cover, soft-top
Cockpit seating, 5+
Downrigger plugs and pads
Opening glass bulkhead w/ reversible seat
Transom entry door for boarding

Helm

Color engine display
Digital fuel flow data
Electronic shift and throttle control, single-lever
12" Garmin navigation system w/ GPS and sonar
Helm drink holders, 2
Helm seat, bolstered
USB charging ports
Windshield wipers, 2

Galley

Cutting board
Galley cabinets, 2
Galley drawers, 1
Microwave
Pull-out rinse faucet
Refrigerator/freezer
Sink with hot and cold water, with pull-out rinse faucet
Stove top, electric/alcohol

Mechanical & Electrical

AC electrical panel
Batteries
Battery charger
DC electrical panel
Galvanic isolator
Inverter
Lithium (LiFePO4) house batteries
Macerator discharge
Smart Plug Inlet and 30amp Shorepower Cord
Solar Panel, 220W Bi-Facial Solar Panel
Underwater lights

Safety

Carbon monoxide detectors
Courtesy lights
Electric horn
Illuminated compass
Integrated trailer lights
Navigation lights
Safety kit: fenders, lines, flares, fire ext, first aid kit, life jacket, boat hook
Swim platform rails
VHF radio, DSC capable
Window defrosters

Construction

Bonded electrical system
Foam-filled fiberglass stringer grid system
Premium hull color, Midnight Blue
Seawater strainer(s)
Self bailing cockpit
Stainless steel cleats, rails, hardware
Vinylester barrier coat

Options (visit Build-A-Boat for current pricing)

Hull color upgrade | \$3,860
Aluminum tandem axle trailer with electric/hydraulic brakes spare tire/bracket | \$16,180
Aft cockpit sun shade with sunset shade | \$1,655
Autopilot, Yamaha | \$5,955
Auxiliary motor bracket | \$610
Auxiliary Motor Package: 9.9, electric steering with wireless remote | \$6,080
Dinghy Lift w/ 260 RIB inflatable | \$10,500
Electric Grill | \$1,105
Factory Delivery Experience | \$2,755
Garmin xHD radar | \$2,395

Options, freight & taxes extra. Prices, specifications, equipment, and options may change without notice. Information on this sheet should not be used for navigation.

January 23, 2026

Visit the Model Page

Model Page





R-27

Specifications


Engine: Yamaha F350 (DES) outboard
 Engine option: Twin Yamaha F150 (DES) outboards
 LOA (motor down): 31' 7" | 9.62 m
 LOA (motor up): 33' 4" | 10.16 m
 Draft (motor down): 34" | 0.86 m
 Draft (motor up): 19" | 0.48 m
 Beam: 8' 6" | 2.59 m
 Bridge clearance (mast down): 8' 6" | 2.59 m
 Height on factory trailer (mast down w/ radar, est.): 11' 10" | 3.61 m
 LOA on factory trailer (motor down, est.): 38' 9" | 11.81 m
 LOA on factory trailer (motor up, est.): 39' 9" | 12.12 m
 Fuel capacity: 150 US gal | 567.8 L
 Water capacity: 40 US gal | 151.4 L
 Waste capacity: 30 US gal | 113.6 L
 Weight, dry (Single engine): 7,800 lbs | 3,538 kg
 Weight, dry (Twin engine): 8,200 lbs | 3,719 kg



Cruising without compromise is the name of the game for the R-27 from Ranger Tugs. Straight from the factory, your new R-27 will be outfitted to cruise, fish, and play in comfort and style. Powered by the efficient and popular Yamaha F350 outboard motor, the R-27 doesn't waste time delivering you and your family to your next adventure. Enjoy peace of mind knowing that the included 12" Garmin chartplotter will guide you safely on your passage and that when you arrive, the bow thruster will make docking a non-event.

The curved front windshield and overhead glass atrium provide beautiful 360 degree views and generous light throughout the salon. Open the aft glass bulkhead in tandem with any of the hatches, windows, or port lights to deliver a fresh breeze throughout the cabin. Chefs will be delighted to cook in the full galley complete with a propane stove and oven with broiler, or to simply grill on the removable electric Kenyon grill. When taking in a gorgeous sunset, you and your guests can enjoy the view from the spacious cockpit or from the new double lounge seat on the bow of the R-27.

The R-27 from Ranger Tugs is designed and built to offer maximum usability, value, and FUN. When you buy a Ranger Tug you're not just buying a boat, you're joining our family.



Model Features

Garmin Navigation Package with Radar

A full navigation package from Garmin including a 12” GPS chartplotter with sonar and xHD radar is standard equipment on the R-27. Easily monitor fuel flow, engine data, bottom conditions, GPS location, tides and much more.

Cabin Atrium Skylights and Hatches

The cabin is open and bright, featuring overhead atrium skylights with heat reflective tint and opening rooftop hatches.

Full Galley

The R-27’s full galley is a chef’s dream, featuring a propane stove and oven with broiler, stainless sink with hot/cold water, cutting board, ample storage, refrigerator/freezer combo, and microwave.

Solar Panel

The included solar panel helps to keep your batteries charged while you’re boating off-grid. Now you can go further and stay longer without the need for shore power or a generator.

Laminar Flow Interrupters

The R-27 is equipped with our Laminar Flow Interrupters for smooth, positive cornering performance.

Patented Dinghy Lift

Our new patented RIB dinghy lift system allows you to take advantage of all the benefits of outboard cruising without sacrificing the ability to carry a full-size RIB dinghy.

Performance

350 HP Yamaha F350 outboard, electric steering (DES)
Twin 150HP Yamaha F150 outboards, electric steering (DES)
Electric trim tabs
Laminar flow interrupters
Bow thruster
Trailerable - 8’6” beam

Accommodations & Interior Comfort

Atrium skylights
Climate control (heat and air conditioning)
Cabin drink holders, 5
Curtains for privacy
Dinette (seats 4) converts to bed
Fully enclosed head
Fusion stereo system (multi-zone)
Hatches, pilothouse roof, solar reflective, 4
Hatches, stateroom, 1
Indirect cabin lighting
LED lighting
Electric marine toilet w/ holding tank, pump out
Midship berth
Opening portlights, 3
Private forward stateroom
Shower with enclosure
Storage under mattress
TV in stateroom

Deck Features

Anchor package, 16.5 lb, 50’ chain, 150’ line
Bow lounge seating, 2
Folding stainless steel mast for trailering
Forward line storage
Rod holders, 2
Sport racks, stainless steel
Swimming ladder, stainless steel
Swim step
Washdown system
Windlass, bow and helm controls

Cockpit

Cockpit cover, soft-top
Cockpit drink holders, 3
Cockpit seating, 5+
Cockpit sink
Cockpit table
Downrigger plugs and pads
Electric grill
Livewell
Opening glass bulkhead w/ reversible seat
Transom entry door for boarding

Helm

Color engine display
Digital fuel flow data
Electronic shift and throttle control, single-lever autopilot
12" Garmin navigation system w/ GPS and sonar
Garmin radar, xHD
Helm drink holders, 2
USB charging ports
Windshield wipers, 2

Galley

Cutting board
Galley cabinets, 4
Galley drawers, 4
Microwave
Oven, propane
Refrigerator/freezer
Sink with hot and cold water, with pull-out rinse faucet
Stove top, propane

Mechanical & Electrical

AC electrical panel
Battery charger
DC electrical panel
Galvanic isolator
Inverter
Lithium (LiFePO4) house batteries
Macerator discharge
Smart Plug Inlet and 30amp Shorepower Cord
Solar Panel, 220W Bi-Facial Solar Panel
Underwater lights

Safety

Carbon monoxide detectors
Courtesy lights
Electric horn
Illuminated compass
Integrated trailer lights
Navigation lights
Safety kit: fenders, lines, flares, fire ext, first aid kit, life jackets, boat hook
Swim platform rails
VHF radio, DSC capable
Window defrosters

Construction

Bonded electrical system
Foam-filled fiberglass stringer grid system
Premium hull color, Midnight Blue
Seawater strainer(s)
Self bailing cockpit
Stainless steel cleats, rails, hardware
Vinylester barrier coat

Options (visit Build-A-Boat for current pricing)

Hull color upgrade | \$5,515
Aluminum triple axle trailer, electric/hydraulic brakes, spare tire and mount | \$18,000
Aft cockpit sun shade w/sunset shade | \$1,655
Auxiliary Motor Package: 9.9 HP, tie bar steering w/ remote throttle control | \$7,595
Cockpit Refrigerator | \$990
Dinghy lift (w/ 260 RIB inflatable) | \$11,000
Dinghy motor storage bracket | \$570
Factory Delivery Experience | \$2,755
Twin Yamaha 150 HP engines (DES) | \$0

Options, freight & taxes extra. Prices, specifications, equipment, and options may change without notice. Information on this sheet should not be used for navigation.

January 23, 2026

Visit the Model Page

Model Page





R-29 CB

Specifications

Engine: Volvo D4 320 HP diesel inboard
 LOA (rigged): 33' | 10.06 m
 Draft: 30" | 0.76 m
 Beam: 10' | 3.05 m
 Bridge clearance (mast down) : 9' 11" | 3.02 m
 Bridge clearance (mast up): 12' 10" | 3.91 m
 Height on factory trailer (est.): 13' 1" | 3.99 m
 Length on factory trailer (est.): 38' 9" | 11.81 m
 Fuel capacity: 145 US gal | 548.9 L
 Water capacity: 45 US gal | 170.3 L
 Waste capacity: 40 US gal | 151.4 L
 Weight, dry: 10,800 lbs | 4,899 kg



The Ranger Tugs R-29 CB (Command Bridge) offers all of the innovative features that we've incorporated into the beautifully designed R-29 S but also adds the comfort, convenience, and excitement of a command bridge. The new command bridge features seating for four and a full suite of electronic controls including VHF, bow & stern thruster controls, Volvo engine controls, spotlight remote, lighted compass, autopilot, and Garmin Navigation system. Access to the bridge is achieved by climbing the teak steps in the aft cockpit area. On the bridge you'll also find convenient grab rails for safety, 12v power, cupholders, and weatherproof speakers.

The more modern styling of the R-29 CB features a curved front window and an overhead glass atrium that provides exceptional visibility from the helm station and salon area.

An ingenious aft cockpit seating arrangement includes a reversible seat, port and starboard jump seats and a teak table for outside dining. The opening cabin bulkhead with reversible seat provides additional cockpit seating while bringing the outside-in.

The Ranger Tugs R-29 CB can accommodate up to six adults on three separate berths, including the forward island berth with en-suite head. The R-29 is powered by a fuel efficient 320 HP Volvo Inboard Diesel engine that is located completely outside of the cabin for quiet cruising. Standard stern and bow thrusters with wireless remote make docking exceptionally easy.



Model Features

Garmin Navigation Suites at Upper and Lower Helm Stations

The lower helm features a 12" Garmin chartplotter. The command bridge helm is equipped with a 12" chartplotter. Both units utilize xHD radar, sonar, AIS receiving and autopilot with remote. Easily monitor fuel flow, engine data, bottom conditions, GPS location, tides and more from either station.

Command Bridge

Safely accessed by staircase, the command bridge features seating for four as well as a dining table, providing you with an entirely new perspective when entertaining or navigating. The command bridge helm station features a 12" Garmin chartplotter, bow/stern thruster controls, autopilot, VHF and Volvo engine controls.

Multifunction Seating

From the reversing sunset seat, which can face towards the cockpit or aft to take in the view, to the opening bulkhead seat, or folding side seats, all the seating in the R-29 CB maximizes available space and usability.

Full Galley

The full galley aboard the R-29 CB is a chef's dream, featuring a propane stove and oven with broiler, sink with pull-out rinse faucet, cutting board, ample storage, refrigerator/freezer combo, 110v outlet, wine/water cooler and microwave.

Bow and Stern Thrusters

Included bow and stern thrusters make docking and close quarters maneuvering a breeze. The wireless thruster remote allows for additional flexibility and control.

Cabin Atrium Skylights and Hatches

The cabin is open and bright, featuring overhead atrium skylights with heat reflective tint and opening rooftop hatches.

Performance

320 HP Volvo D4 diesel inboard
Electric trim tabs
Bow and stern thrusters
Thruster wireless remote
Trailerable - 10' beam

Accommodations & Interior Comfort

Climate control (heat and air conditioning)
Atrium skylights
Cabin Drink holders, 6
Cabin heater (engine)
Curtains for privacy
Dinette (seats 4) converts to bed
Fully enclosed head
Fusion stereo system (multi-zone)
Hatches, pilothouse roof, solar reflective, 4
Hatches, stateroom, 2
Indirect cabin lighting
Island bed
LED lighting
Electric marine toilet w/ holding tank
Memory foam mattress
Midship stateroom
Opening portlights, 1
Private forward stateroom
Shower with enclosure
Storage under mattress
TV in salon
TV in stateroom

Deck Features

Anchor package, 22 lb, 50' chain, 200' line
Bow beaching ladder, stainless steel
Bow pulpit
Folding stainless steel mast for trailering
Forward line storage
Rod holders, 2
Swimming ladder, stainless steel
Swim step, with built-in fenders
Washdown system
Windlass, bow and helm controls

Cockpit

Cockpit cover, hard-top w/ hatches and lights
Cabin drink holders, 5
Cockpit refrigerator
Cockpit seating, 7+
Cockpit table
Opening glass bulkhead w/ reversible seat
Powered engine hatch
Reversible sunset seat
Transom entry door for boarding
Downrigger plugs and pads

Helm

Autopilot
AIS receiving
Color engine display
Digital fuel flow data
Electronic shift and throttle control, single lever
12" Garmin navigation system w/ GPS and sonar
Garmin radar, xHD
Helm drink holders, 2
Helm seat, double
Windshield wipers, 3

Galley

Cutting board
Galley cabinets, 2
Galley drawers, 4
Microwave
Offset galley for clear walkway
Oven, propane
Refrigerator/freezer
Sink with hot and cold water, with pull-out rinse faucet
Stove top, propane
Wine/water cooler

Command Bridge

Access via staircase
Command bridge table
Drink holders, 2
Full helm controls
12" Garmin navigation system
Seating, 4

Mechanical & Electrical

AC electrical panel
Lithium (LiFePO4) house batteries
Battery charger
DC electrical panel
Inverter
Macerator discharge
Smart Plug Inlet and 30amp Shorepower Cord
Solar Panel, 220W Bi-Facial Solar Panel
Underwater lights

Safety

Carbon monoxide detectors
Courtesy lights
Electric horn
Illuminated compass
Navigation lights
Safety kit: fenders, lines, flares, fire ext, first aid kit, life jackets, boat hook
Spotlight with remote
Swim platform rails
VHF radio, DSC capable
Window defrosters

Construction

Bonded electrical system
Foam-filled fiberglass stringer grid system
Premium hull color, Midnight Blue
Seawater strainer(s)
Self bailing cockpit
Stainless steel cleats, rails, hardware
Vinylester barrier coat

Options (visit Build-A-Boat for current pricing)

Hull color upgrade | \$8,270
Aluminum triple axle trailer with electric/hydraulic brakes spare tire/bracket | \$19,960
Aft cockpit sun shade w/sunset shade | \$1,655
Aft station steering with electronic controls | \$5,480
Bimini top Command Bridge | \$3,790
Cockpit Freezer, (in lieu of cockpit refrigerator) | \$660
Dinghy, inflatable RIB 290 CSM hypalon with Weaver davits, stand-off & winch | \$9,000
Factory Delivery Experience | \$3,310
Garmin, second helm screen | \$5,515
Garmin GXM Weather Antenna | \$1,655
Low speed module | \$2,205
Volvo Five Year Extended Coverage | \$3,705

Options, freight & taxes extra. Prices, specifications, equipment, and options may change without notice. Information on this sheet should not be used for navigation.

January 23, 2026

Visit the Model Page

Model Page





R-29 S

Specifications

Engine: Volvo D4 320 HP diesel inboard
 LOA (rigged): 33' | 10.06 m
 Draft: 30" | 0.76 m
 Beam: 10' | 3.05 m
 Bridge clearance (mast down): 9' 11" | 3.02 m
 Bridge clearance (mast up): 12' 10" | 3.91 m
 Height on factory trailer (est.): 12' 5" | 3.78 m
 Length on factory trailer (est.): 38' 9" | 11.81 m
 Fuel capacity: 145 US gal | 548.9 L
 Water capacity: 45 US gal | 170.3 L
 Waste capacity: 40 US gal | 151.4 L
 Weight, dry: 10,500 lbs | 4,763 kg



The Ranger Tugs R-29 S (Sedan) is another masterpiece of innovation. The contemporary styling features a curved front window and an overhead glass atrium that provides exceptional visibility from the helm station and salon area. An ingenious aft cockpit seating arrangement includes a reversible seat, port and starboard jump seats and a teak table for outside dining. The opening cabin bulkhead with reversible seat provides additional cockpit seating while bringing the outside-in. The Ranger Tug R-29 S accommodates up to six adults on three separate berths, including the forward island berth with en-suite head. The R-29 S is powered by a fuel efficient 320 HP Volvo Inboard Diesel engine that is located completely outside of the cabin for quiet cruising. Standard stern and bow thrusters make docking exceptionally easy.



Model Features

12” Garmin Chartplotter with xHD Radar

A full navigation package from Garmin including a 12” GPS chartplotter with sonar and xHD radar is standard equipment on the R-29 S. Easily monitor fuel flow, engine data, bottom conditions, GPS location, tides and much more.

Multifunction Seating

From the reversing sunset seat, which can face towards the cockpit or aft to take in the view, to the opening bulkhead seat, or folding side seats, all the seating in the R-29 S maximizes available space and usability.

Full Galley

The full galley aboard the R-29 S is a chef’s dream, featuring a propane stove and oven with broiler, sink with pull-out rinse faucet, cutting board, ample storage, refrigerator/freezer combo, 110v outlet, wine/water cooler and microwave.

Solar Panel

The included solar panel helps to keep your batteries charged while you’re boating off-grid. Now you can go further and stay longer without the need for shore power or a generator.

Bow and Stern Thrusters

Included bow and stern thrusters make docking and close quarters maneuvering a breeze. The wireless thruster remote allows for additional flexibility and control.

Cabin Atrium Skylights and Hatches

The cabin is open and bright, featuring overhead atrium skylights with heat reflective tint and opening rooftop hatches.

Performance

320 HP Volvo D4 diesel inboard
Electric trim tabs
Bow and stern thrusters
Thruster wireless remote
Trailerable - 10’ beam

Accommodations & Interior Comfort

Climate control (heat and air conditioning)
Atrium skylights
Cabin Drink holders, 6
Cabin heater (engine)
Curtains for privacy
Dinette (seats 4) converts to bed
Fully enclosed head
Fusion stereo system (multi-zone)
Hatches, pilothouse roof, solar reflective, 4
Hatches, stateroom, 2
Indirect cabin lighting
Island bed
LED lighting
Electric marine toilet w/ holding tank
Memory foam mattress
Midship stateroom
Opening portlights, 1
Private forward stateroom
Shower with enclosure
Storage under mattress
TV in salon
TV in stateroom

Deck Features

Anchor package, 22 lb, 50’ chain, 200’ line
Bow beaching ladder, stainless steel
Bow pulpit
Folding stainless steel mast for trailering
Forward line storage
Rod holders, 2
Sport racks, stainless steel
Swimming ladder, stainless steel
Swim step, with built-in fenders
Washdown system
Windlass, bow and helm controls

Cockpit

Cockpit cover, hard-top w/ hatches and lights
Cabin drink holders, 5
Cockpit refrigerator
Cockpit seating, 7+
Cockpit table
Downrigger plugs and pads
Opening glass bulkhead w/ reversible seat
Powered engine hatch
Reversible sunset seat
Transom entry door for boarding

Helm

Autopilot
AIS receiving
Color engine display
Digital fuel flow data
Electronic shift and throttle control, single lever
12" Garmin navigation system w/ GPS and sonar
Garmin radar, xHD
Helm drink holders, 2
Helm seat, double
Windshield wipers, 3

Galley

Cutting board
Galley cabinets, 2
Galley drawers, 4
Microwave
Offset galley for clear walkway
Oven, propane
Refrigerator/freezer
Sink with hot and cold water, with pull-out rinse faucet
Stove top, propane
Wine/water cooler

Mechanical & Electrical

AC electrical panel
Lithium (LiFePO4) house batteries
Battery charger
DC electrical panel
Inverter
Macerator discharge
Smart Plug Inlet and 30amp Shorepower Cord
Solar Panel, 220W Bi-Facial Solar Panel
Underwater lights

Safety

Carbon monoxide detectors
Courtesy lights
Electric horn
Illuminated compass
Navigation lights
Safety kit: fenders, lines, flares, fire ext, first aid kit, life jackets, boat hook
Spotlight with remote
Swim platform rails
VHF radio, DSC capable
Window defrosters

Construction

Bonded electrical system
Foam-filled fiberglass stringer grid system
Premium hull color, Midnight Blue
Seawater strainer(s)
Self bailing cockpit
Stainless steel cleats, rails, hardware
Vinylester barrier coat

Options (visit Build-A-Boat for current pricing)

Hull color upgrade | \$8,270
Aluminum triple axle trailer with electric/hydraulic brakes spare tire/bracket | \$19,960
Aft cockpit sun shade w/sunset shade | \$1,655
Aft station steering with electronic controls | \$5,480
Bimini top with boot | \$3,035
Cockpit Freezer, (in lieu of cockpit refrigerator) | \$660
Dinghy, inflatable RIB 290 CSM hypalon with Weaver davits, stand-off & winch | \$9,000
Factory Delivery Experience | \$3,310
Garmin, second helm screen | \$5,515
Garmin GXM Weather Antenna | \$1,655
Low speed module | \$2,205
Volvo Five Year Extended Coverage | \$3,705

Options, freight & taxes extra. Prices, specifications, equipment, and options may change without notice. Information on this sheet should not be used for navigation.

January 23, 2026

Visit the Model Page

Model Page






R-31 CB


Specifications

Engine: Volvo D4 320 HP diesel inboard
 LOA (rigged): 34' 10" | 10.62 m
 Draft: 30" | 0.76 m
 Beam: 10' | 3.05 m
 Bridge clearance (bridge & mast down): 10' 3" | 3.12 m
 Bridge clearance (bridge & mast up): 18' 2" | 5.54 m
 Height on factory trailer (bridge & mast down w/ radar, est.): 13' 4" | 4.06 m
 Length on factory trailer (est.): 41' | 12.5 m
 Fuel capacity: 180 US gal | 681.4 L
 Water capacity: 60 US gal | 227.1 L
 Hot water capacity: 11 US gal | 41.6 L
 Waste capacity: 40 US gal | 151.4 L
 Weight, dry: 12,500 lbs | 5,670 kg



The R-31 CB shares many of the features and qualities of her smaller sisterships but some notable additions to this larger model make her ideal for extended cruising while still being a trailerable trawler. The R-31 CB was the first Ranger Tug to feature a flybridge equipped with electronic controls at both the upper and lower helm. The flybridge also retracts to allow for trailering the 31'. The builders at Ranger Tugs also equipped the foredeck with seating and a table that can be raised or lowered depending on whether the boat is under way or at anchor or dock for entertaining. In addition to the extra seating on the flybridge and foredeck the R-31 CB allows for a larger cockpit area with wraparound seating and extra seating that folds out of the gunwale. When not entertaining, seats are folded leaving the cockpit unencumbered.

The interior layout of the R-31 CB features two staterooms—one large island berth forward with en suite head and a midship berth and day head. Those who are familiar with Ranger Tugs models will recognize the galley layout and lower helm station that maximize interior space. A starboard side door provides easy access from the lower helm to the side decks so crew can get to the bow for line handling. Like all Ranger Tugs, the R-31 CB comes turn-key with standard features and equipment intended to make her owner's experience hassle-free and allow for ease of handling and comfort under way. Standard equipment includes bow and stern thrusters and a Volvo D4 320 HP engine that achieves a 16 knot cruise speed.



Model Features

Garmin Navigation Suites at Upper and Lower Helm Stations

The lower helm station features a 16" Garmin chartplotter. The command bridge helm station is equipped with a 12" chartplotter. Both units utilize xHD radar, sonar, AIS receiving and autopilot with remote. Easily monitor fuel flow, engine data, bottom conditions, GPS location, tides and more from either station.

Multifunction Seating

Innovative, one of a kind, expanding gunwale seats transform the cockpit into a social area, with seating for six+ and a beautiful wood table. True to Ranger Tug's DNA, all the seating in the R-31 CB maximizes available space and usability.

Full Galley

The full galley aboard the R-31 CB is a chef's dream, featuring a propane stove and oven with broiler, double basin sink with pull-out rinse faucet, cutting board, silverware and utensil drawers, large cabinets, refrigerator/freezer combo, 110v outlet, wine/water cooler and microwave.

Command Bridge

Safely accessed by staircase, the command bridge features seating for six as well as a dining table, providing you with an entirely new perspective when entertaining or navigating. The command bridge helm station features a 12" Garmin chartplotter, bow/stern thruster controls, autopilot, VHF and Volvo engine controls.

Bow and Stern Thrusters

Included bow and stern thrusters make docking and close quarters maneuvering a breeze. The wireless thruster remote allows for additional flexibility and control.

Helm Door

The R-31 CB features a full-size helm door allowing convenient access to the bow and easy fender and line handling.

Midship Stateroom

The midship stateroom aboard the R-31 CB is large enough to comfortably sleep two and features a day head as well as a hanging rack for additional storage.

Performance

320 HP Volvo D4 diesel inboard
Electric trim tabs
Bow and stern thrusters
Thruster wireless remote
Trailerable - 10' beam

Accommodations & Interior Comfort

Climate control (heat and air conditioning)
Cabin Drink holders, 4
Cabin heater (engine)
Curtains for privacy
Dinette (seats 5) converts to bed
Fully enclosed head
Fusion stereo system (multi-zone)
Hatches, pilothouse roof, solar reflective, 4
Hatches, stateroom, 1
Indirect cabin lighting
Island bed
LED lighting
Electric marine toilet w/ holding tank
Memory foam mattress
Midship stateroom
Opening portlights, 2
Private forward stateroom
Shower with enclosure
Storage under mattress
TV in salon
TV in stateroom

Deck Features

Anchor package, 22 lb, 50' chain, 200' line
Bow lounge seating, 2
Folding stainless steel mast for trailering
Forward line storage
Rod holders, 2
Sport racks, stainless steel
Swimming ladder, stainless steel
Swim step, with built-in fenders
Washdown system
Windlass, bow and helm controls

Cockpit

Cockpit cover, hard-top w/ hatches and lights
Cabin drink holders, 5
Cockpit refrigerator
Cockpit seating, 6+
Cockpit sink
Cockpit table
Fold-out gunwale seating
Powered engine hatch
Transom entry door for boarding
Downrigger plugs and pads

Helm

Autopilot
AIS receiving
Color engine display
Digital fuel flow data
Electronic shift and throttle control, single lever
16" Garmin navigation system w/ GPS and sonar
Garmin radar, xHD
Helm drink holder
Helm seat, double
Sliding helm door
Windshield wipers, 4

Galley

Cutting board
Galley cabinets, 4
Galley drawers, 4
Microwave
Offset galley for clear walkway
Oven, propane
Refrigerator/freezer
Sink with hot and cold water, double basin, with pull-out rinse faucet
Stove top, propane
Wine/water cooler

Command Bridge

Access via staircase
Drink holders, 2
Full helm controls
12" Garmin navigation system
Removable command bridge table
Seating, 6

Mechanical & Electrical

AC electrical panel
Lithium (LiFePO4) house batteries
Battery charger
DC electrical panel
Inverter
Macerator discharge
Smart Plug Inlet and 30amp Shorepower Cord
Solar Panel, 220W Bi-Facial Solar Panel
Underwater lights

Safety

Carbon monoxide detectors
Courtesy lights
Electric horn
Illuminated compass
Navigation lights
Safety kit: fenders, lines, flares, fire ext, first aid kit, life jackets, boat hook
Spotlight with remote
Swim platform rails
VHF radio, DSC capable
Window defrosters

Construction

Bonded electrical system
Foam-filled fiberglass stringer grid system
Premium hull color, Midnight Blue
Seawater strainer(s)
Self bailing cockpit
Stainless steel cleats, rails, hardware
Vinylester barrier coat

Options (visit Build-A-Boat for current pricing)


Hull color upgrade | \$8,270
Aluminum triple axle trailer with electric/hydraulic brakes spare tire/bracket | \$19,960
Aft cockpit sun shade w/sunset shade | \$1,655
Aft station steering with electronic controls | \$5,480
Bimini Top Command Bridge | \$3,790
Cockpit Freezer, (in lieu of cockpit refrigerator) | \$660
Dinghy, inflatable RIB 290 CSM hypalon with Weaver davits, stand-off & winch | \$9,000
Factory Delivery Experience | \$3,310
Garmin GXM Weather Antenna | \$1,655
Low speed module | \$2,205
Volvo Five Year Extended Coverage | \$3,705

Options, freight & taxes extra. Prices, specifications, equipment, and options may change without notice. Information on this sheet should not be used for navigation.

January 23, 2026

Visit the Model Page

Model Page






R-31 S

Specifications

Engine: Volvo D4 320 HP diesel inboard
 LOA (rigged): 34' 10" | 10.62 m
 Draft: 30" | 0.76 m
 Beam: 10' | 3.05 m
 Bridge clearance (mast down): 10' | 3.05 m
 Bridge clearance (mast up): 13' 10" | 4.22 m
 Height on factory trailer (mast down w/ radar, est.): 13' 6" | 4.11 m
 Length on factory trailer (est.): 41' | 12.5 m
 Fuel capacity: 180 US gal | 681.4 L
 Water capacity: 60 US gal | 227.1 L
 Hot water capacity: 11 US gal | 41.6 L
 Waste capacity: 40 US gal | 151.4 L
 Weight, dry: 12,000 lbs | 5,443 kg



The R-31 S shares many of the features and qualities of her smaller sisterships but some notable additions to this larger model make her ideal for extended cruising while still being a trailerable trawler. The builders at Ranger Tugs equipped the foredeck with seating and a table that can be raised or lowered depending on whether the boat is under way or at anchor or dock for entertaining. In addition to the foredeck seating, the R-31 boasts a larger cockpit area with wraparound seating utilizing seats that fold out of the gunwale. When not entertaining, seats are folded leaving the cockpit unencumbered.

The interior layout of the R-31 S features two staterooms—one large island berth forward with en suite head and a midship berth and day head. Those who are familiar with Ranger Tugs models will recognize the galley layout and helm station that maximize interior space. A starboard side door provides easy access from the helm to the side decks so crew can get to the bow for line handling. Like all Ranger Tugs, the R-31 S comes essentially turnkey with standard features and equipment intended to make her owner's experience hassle-free and allow for ease of handling and comfort under way. Standard equipment includes bow and stern thrusters and a Volvo D4 320 HP engine that achieves a 16 knot cruise speed.



Model Features

16” Garmin Chartplotter with xHD Radar

A full navigation package from Garmin including a large 16” GPS chartplotter with sonar and xHD radar is standard equipment on the R-31 S. Easily monitor fuel flow, engine data, bottom conditions, GPS location, tides and much more.

Multifunction Seating

Innovative, one of a kind, expanding gunwale seats transform the cockpit into a social area, with seating for six+ and a beautiful wood table. True to Ranger Tug’s DNA, all the seating in the R-31 S maximizes available space and usability.

Full Galley

The full galley aboard the R-31 S is a chef’s dream, featuring a propane stove and oven with broiler, double basin sink with pull-out rinse faucet, cutting board, silverware and utensil drawers, large cabinets, refrigerator/freezer combo, 110v outlet, wine/water cooler and microwave.

Solar Panel

The included solar panel helps to keep your batteries charged while you’re boating off-grid. Now you can go further and stay longer without the need for shore power or a generator.

Bow and Stern Thrusters

Included bow and stern thrusters make docking and close quarters maneuvering a breeze. The wireless thruster remote allows for additional flexibility and control.

Helm Door

The R-31 S features a full-size helm door allowing convenient access to the bow and easy fender and line handling.

Midship Stateroom

The midship stateroom aboard the R-31 S is large enough to comfortably sleep two and features a day head as well as a hanging rack for additional storage.

Performance

320 HP Volvo D4 diesel inboard
Electric trim tabs
Bow and stern thrusters
Thruster wireless remote
Trailerable - 10’ beam

Accommodations & Interior Comfort

Climate control (heat and air conditioning)
Cabin Drink holders, 4
Cabin heater (engine)
Curtains for privacy
Dinette (seats 5) converts to bed
Fully enclosed head
Fusion stereo system (multi-zone)
Hatches, pilothouse roof, solar reflective, 4
Hatches, stateroom, 1
Indirect cabin lighting
Island bed
LED lighting
Electric marine toilet w/ holding tank
Memory foam mattress
Midship stateroom
Opening portlights, 2
Private forward stateroom
Shower with enclosure
Storage under mattress
TV in salon
TV in stateroom

Deck Features

Anchor package, 22 lb, 50’ chain, 200’ line
Bow lounge seating, 2
Forward line storage
Rod holders, 2
Sport racks, stainless steel
Swimming ladder, stainless steel
Swim step, with built-in fenders
Washdown system
Windlass, bow and helm controls

Cockpit

Cockpit cover, hard-top w/ hatches and lights
Cabin drink holders, 5
Cockpit refrigerator
Cockpit seating, 6+
Cockpit sink
Cockpit table
Downrigger plugs and pads
Fold-out gunwale seating
Powered engine hatch
Transom entry door for boarding

Helm

Autopilot
AIS receiving
Color engine display
Digital fuel flow data
Electronic shift and throttle control, single lever
16" Garmin navigation system w/ GPS and sonar
Garmin radar, xHD
Sliding helm door
Helm drink holder
Windshield wipers, 4

Galley

Cutting board
Galley cabinets, 4
Galley drawers, 4
Microwave
Offset galley for clear walkway
Oven, propane
Pull-out rinse faucet
Refrigerator/freezer
Sink with hot and cold water, double basin, with pull-out rinse faucet
Stove top, propane
Wine/water cooler

Mechanical & Electrical

AC electrical panel
Lithium (LiFePO4) house batteries
Battery charger
DC electrical panel
Inverter
Macerator discharge
Smart Plug Inlet and 30amp Shorepower Cord
Solar Panel, 220W Bi-Facial Solar Panel
Underwater lights

Safety

Carbon monoxide detectors
Courtesy lights
Electric horn
Illuminated compass
Navigation lights
Safety kit: fenders, lines, flares, fire ext, first aid kit, life jackets, boat hook
Spotlight with remote
Swim platform rails
VHF radio, DSC capable
Window defrosters

Construction

Bonded electrical system
Foam-filled fiberglass stringer grid system
Premium hull color, Midnight Blue
Seawater strainer(s)
Self bailing cockpit
Stainless steel cleats, rails, hardware
Vinylester barrier coat

Options (visit Build-A-Boat for current pricing)


Hull color upgrade | \$8,270
Aluminum triple axle trailer with electric/hydraulic brakes spare tire/bracket | \$19,960
Aft cockpit sun shade w/sunset shade | \$1,655
Aft station steering with electronic controls | \$5,480
Cockpit Freezer, (in lieu of cockpit refrigerator) | \$660
Dinghy, inflatable RIB 290 CSM hypalon with Weaver davits, stand-off & winch | \$9,000
Factory Delivery Experience | \$3,310
Garmin GXM Weather Antenna | \$1,655
Low speed module | \$2,205
Volvo Five Year Extended Coverage | \$3,705

Options, freight & taxes extra. Prices, specifications, equipment, and options may change without notice. Information on this sheet should not be used for navigation.

January 23, 2026

Visit the Model Page

Model Page





R-43 CB

Specifications

Engine: Volvo Twin IPS450 POD drives
 LOA (rigged): 46' 9" | 14.25 m
 Draft: 42" | 1.07 m
 Beam: 14' | 4.27 m
 Bridge clearance (mast down): 13' 9" | 4.19 m
 Bridge clearance (mast up): 20' 6" | 6.25 m
 Fuel capacity: 300 US gal | 1,135.6 L
 Water capacity: 120 US gal | 454.2 L
 Waste capacity: 57 US gal | 215.8 L
 Generator fuel: 30 US gal | 113.6 L



The beautiful R-43 Command Bridge is as luxurious and comfortable as it is strong and seaworthy.

The R-43 Command Bridge is thoughtfully equipped with many innovative features that will make your life on the water stress free and fun like it's supposed to be. Designed and built by hand in the USA, the R-43 CB will turn heads and collect fans everywhere you go.

The heart of the R-43 Command Bridge is its spacious, light-filled salon; with a conversational layout and seating for 12, you'll make a lifetime's worth of memories with friends and family in this warm, inviting space. With two private staterooms, each with en suite head and shower, there's plenty of room to comfortably entertain guests.

You'll feel confident in all conditions with twin Volvo IPS drives, joystick driving and docking, and a state of the art 22" Garmin navigation suite with chartplotter, AIS, autopilot, and radar. Add even more control with available gyroscope stabilization, Sionyx pan and tilt thermal camera, and Dynamic Positioning.



Model Features

Access to the R-43's large, covered cockpit is safe and easy from any dock via the starboard dive door, or the latched transom doors leading from the oversized swim platform. An opening glass pass-through window connects the galley and cockpit, creating an open, social area for entertaining and gathering. An icemaker, sink, Fusion stereo control, and joystick docking station can also be found in the cockpit, along with innovate transom seats and tables that rotate into multiple configurations depending on your desired use.

The R-43 CB features a 205 square foot command bridge which is accessed via staircase with handrail. With wraparound bench seating for eight, Fusion stereo control, refrigerator, electric grill and sink, you can prep, serve, and enjoy happy hour without ever having to go downstairs. Additional up top, you'll find a davit lift featuring an electric winch, allowing you to easily stow and deploy your tender.

Among many things, the R-43 Command Bridge is about comfort, seaworthiness, and having fun! With amenities like a full size washer and dryer, a spacious galley equipped with a 3-burner stove and oven, double basin sink, microwave, multiple refrigerators, butcher block and more, you can live and entertain just like you would at home. The expansive cockpit and command bridge allow you to host and play outside while never feeling crowded.

Performance

Twin Volvo IPS450 POD drives
Electric trim tabs
Joystick driving and docking, helm, cockpit, command bridge

Accommodations & Interior Comfort

Climate control (heat and air conditioning), 3 units
Atrium skylights
Cabin drink holders, 3
Clothes washer and dryer, full-sized
Curtains for privacy
Dinette (seats 6) converts to bed
Fully enclosed heads
Fusion stereo system (multi-zone)
Hatches, pilothouse roof, solar reflective, 4
Hatches, stateroom, 2
Indirect cabin lighting
Island bed
LED lighting
Electric marine toilets w/ holding tank, pump out
Midship stateroom
Opening portlight
Private forward stateroom
Shower with enclosure
Storage under mattress
Utility room with storage, refrigerator, freezer
TV in salon
TV in stateroom

Deck Features

Anchor package, 44lb, 300' HT chain, 5/16", hook and bridle
Bow lounge seating, 2
Bow pulpit
Forward line storage
Rod holders, 2
Swimming ladder, stainless steel
Swim step, with built-in fenders
Washdown system
Windlass, bow and helm controls

Cockpit

Aft cockpit sun & sunset shade
Cockpit cover, hard-top w/ hatches and lights
Cockpit drink holders, 4
Cockpit ice maker
Cockpit seating, 6+
Cockpit sink
Cockpit table
Powered engine hatches
Rotating transom seats with tables
Transom entry doors for boarding

Helm

AIS receiving
AIS transmitting
Autopilot
Backup camera
Color engine display, 7"
Digital fuel flow data
Electronic shift and throttle control, twin-lever
22" Garmin navigation system w/ GPS and sonar, additional 7" display
Garmin radar, Fantom 24x
Helm drink holder
Helm seat, double
Sliding helm door
USB charging ports
Windshield wipers, 3
Wireless phone charger

Galley

Butcher block
Galley cabinets, 2
Galley drawers, 6
Microwave
Offset galley for clear walkway
Oven, propane
Pantry/storage, in-floor
Refrigerator/freezer, 2
Sink with hot and cold water, double-basin, with pull-out rinse faucet
Stove top, propane
Wine/water cooler

Command Bridge

Access via staircase
Command bridge drink holders, 3
Command bridge refrigerator
Command bridge sink
Counter space for food prep/serving
Dinghy storage w/ davit lift
Electric grill
Full helm controls
Fusion stereo system
16" Garmin navigation system
Removable command bridge table
Seating, 8

Mechanical & Electrical

AC electrical panel
Batteries
Battery charger
DC electrical panel
Generator, diesel
Inverter
Macerator discharge
Smart Plug Inlet and 50amp Shorepower Cord
Solar Panels, 2x220W Bi-Facial Solar Panels
Starlink Ready
Underwater lights

Safety

Carbon monoxide detectors
Courtesy lights
Electric horn
Illuminated compass
Navigation lights
ReFlex high density closed cell foam decking
Safety kit: fenders, lines, flares, fire ext, first aid kit, life jackets, boat hook
Spotlight with remote
Swim platform rails
VHF radio, DSC capable
Window defrosters

Construction

Bonded electrical system
Foam-filled fiberglass stringer grid system
Premium hull color, Midnight Blue
Seawater strainer(s)
Self bailing cockpit
Stainless steel cleats rails, hardware
Teak interior
Vinylester barrier coat

Options (visit Build-A-Boat for current pricing)

Hull color upgrade | \$13,780
Bottom paint and propspeed | \$13,790
Bimini top for command bridge | \$6,615
Dinghy/motor package w/ Garmin 7" transducer, chartplotter, winch assembly, safety kit and lines | \$16,535
Dynamic Positioning | \$11,025
Forward sunshade | \$1,655
Factory Delivery Experience | \$11,025
Garmin GXM Weather Antenna | \$1,655
Gyroscope mount and pre-rigging | \$2,755
Gyroscope stabilization | \$75,000
Seakeeper Ride | \$35,000
Sionyx Night Vision Camera | \$3,500
Volvo Five Year Extended Coverage Special Offer (IPS per pair) | \$14,950

Options, freight & taxes extra. Prices, specifications, equipment, and options may change without notice. Information on this sheet should not be used for navigation.

January 23, 2026

Visit the Model Page

Model Page





R-43 S

Specifications

Engine: Volvo Twin IPS450 POD drives
 LOA (rigged): 46' 9" | 14.25 m
 Draft: 42" | 1.07 m
 Beam: 14' | 4.27 m
 Bridge clearance (mast down): 12' 4" | 3.76 m
 Bridge clearance (mast up): 15' 6" | 4.72 m
 Fuel capacity: 300 US gal | 1,135.6 L
 Water capacity: 120 US gal | 454.2 L
 Waste capacity: 57 US gal | 215.8 L
 Generator fuel: 30 US gal | 113.6 L



**The beautiful R-43 Sedan is
as luxurious
and comfortable as it is
strong and seaworthy.**

The R-43 Sedan is thoughtfully equipped with many innovative features that will make your life on the water stress free and fun like it's supposed to be. Designed and built by hand in the USA, the R-43 S will turn heads and collect fans everywhere you go.

The heart of the R-43 Sedan is its spacious, light-filled salon; with a conversational layout and seating for 12, you'll make a lifetime's worth of memories with friends and family in this warm, inviting space. With two private staterooms, each with en suite head and shower, there's plenty of room to comfortably entertain guests.

You'll feel confident in all conditions with twin Volvo IPS drives, joystick driving and docking, and a state of the art 22" Garmin navigation suite with chartplotter, AIS, autopilot, and radar. Add even more control with available gyroscope stabilization, Sionyx pan and tilt thermal camera, and Dynamic Positioning.



Model Features

Access to the R-43's large, covered cockpit is safe and easy from any dock via the starboard dive door, or the latched transom doors leading from the oversized swim platform. An opening glass pass-through window connects the galley and cockpit, creating an open, social area for entertaining and gathering. An icemaker, sink, Fusion stereo control, and joystick docking station can also be found in the cockpit, along with innovate transom seats and tables that rotate into multiple configurations depending on your desired use.

On the rooftop, there is a massive gear storage area and davit lift featuring an electric winch, allowing you to easily stow and deploy your tender. The roof is safely accessed via a stairwell leading up from the aft cockpit.

Among many things, the R-43 Sedan is about comfort, seaworthiness, and having fun! With amenities like a full size washer and dryer, a spacious galley equipped with a 3-burner stove and oven, double basin sink, microwave, multiple refrigerators, butcher block and more, you can live and entertain just like you would at home. The expansive cockpit and command bridge allow you to host and play outside while never feeling crowded.

Performance

Twin Volvo IPS450 POD drives

Electric trim tabs

Joystick driving and docking, helm, cockpit

Accommodations & Interior Comfort

Climate control (heat and air conditioning), 3 units

Atrium skylights

Cabin drink holders, 3

Clothes washer and dryer, full-sized

Curtains for privacy

Dinette (seats 6) converts to bed

Fully enclosed heads

Fusion stereo system (multi-zone)

Hatches, pilothouse roof, solar reflective, 4

Hatches, stateroom, 2

Indirect cabin lighting

Island bed

LED lighting

Electric marine toilets w/ holding tank, pump out

Midship stateroom

Opening portlight

Private forward stateroom

Shower with enclosure

Storage under mattress

TV in salon

TV in stateroom

Utility room with storage, refrigerator, freezer

Deck Features

Anchor package, 44lb, 300' HT chain, 5/16", hook and bridle

Bow lounge seating, 2

Bow pulpit

Forward line storage

Rod holders, 2

Swimming ladder, stainless steel

Swim step, with built-in fenders

Washdown system

Windlass, bow and helm controls

Cockpit

Aft cockpit sun & sunset shade

Cockpit cover, hard-top w/ hatches and lights

Cockpit drink holders, 4

Cockpit ice maker

Cockpit seating, 6+

Cockpit sink

Cockpit table

Powered engine hatches

Rotating transom seats with tables

Transom entry doors for boarding

Helm

AIS receiving

AIS transmitting

Autopilot

Backup camera

Color engine display, 7"

Digital fuel flow data

Electronic shift and throttle control, twin-lever

22" Garmin navigation system w/ GPS and sonar, additional 7" display

Garmin radar, Fantom 24x

Helm drink holder

Helm seat, double

Sliding helm door

USB charging ports

Windshield wipers, 3

Wireless phone charger

Galley

Butcher block

Galley cabinets, 2

Galley drawers, 6

Microwave

Offset galley for clear walkway

Oven, propane

Pantry/storage, in-floor

Refrigerator/freezer, 2

Sink with hot and cold water, double-basin, with pull-out rinse faucet

Stove top, propane

Wine/water cooler

Mechanical & Electrical

AC electrical panel

Batteries

Battery charger

DC electrical panel

Generator, diesel

Inverter

Macerator discharge

Smart Plug Inlet and 50amp Shorepower Cord

Solar Panels, 2x220W Bi-Facial Solar Panels

Starlink Ready

Underwater lights

Safety

Carbon monoxide detectors

Courtesy lights

Electric horn

Illuminated compass

Navigation lights

ReFlex high density closed cell foam decking

Safety kit: fenders, lines, flares, fire ext, first aid kit, life jackets, boat hook

Spotlight with remote

Swim platform rails

VHF radio, DSC capable

Window defrosters

Construction

Bonded electrical system

Foam-filled fiberglass stringer grid system

Premium hull color, Midnight Blue

Seawater strainer(s)

Self bailing cockpit

Stainless steel cleats rails, hardware

Teak interior

Vinylester barrier coat

Options (visit Build-A-Boat for current pricing)

Hull color upgrade | \$13,780
Bottom paint and propspeed | \$13,790
Dinghy/motor package w/ Garmin 7" transducer, chartplotter, winch assembly, safety kit and lines | \$16,535
Dynamic Positioning | \$11,025
Forward sunshade | \$1,655
Factory Delivery Experience | \$11,025
Garmin GXM Weather Antenna | \$1,655
Gyroscope mount and pre-rigging | \$2,755
Gyroscope stabilization | \$75,000
Seakeeper Ride | \$35,000
Sionyx Night Vision Camera | \$3,500
Volvo Five Year Extended Coverage Special Offer (IPS per pair) | \$14,950

Options, freight & taxes extra. Prices, specifications, equipment, and options may change without notice. Information on this sheet should not be used for navigation.

January 23, 2026

Visit the Model Page

Model Page

