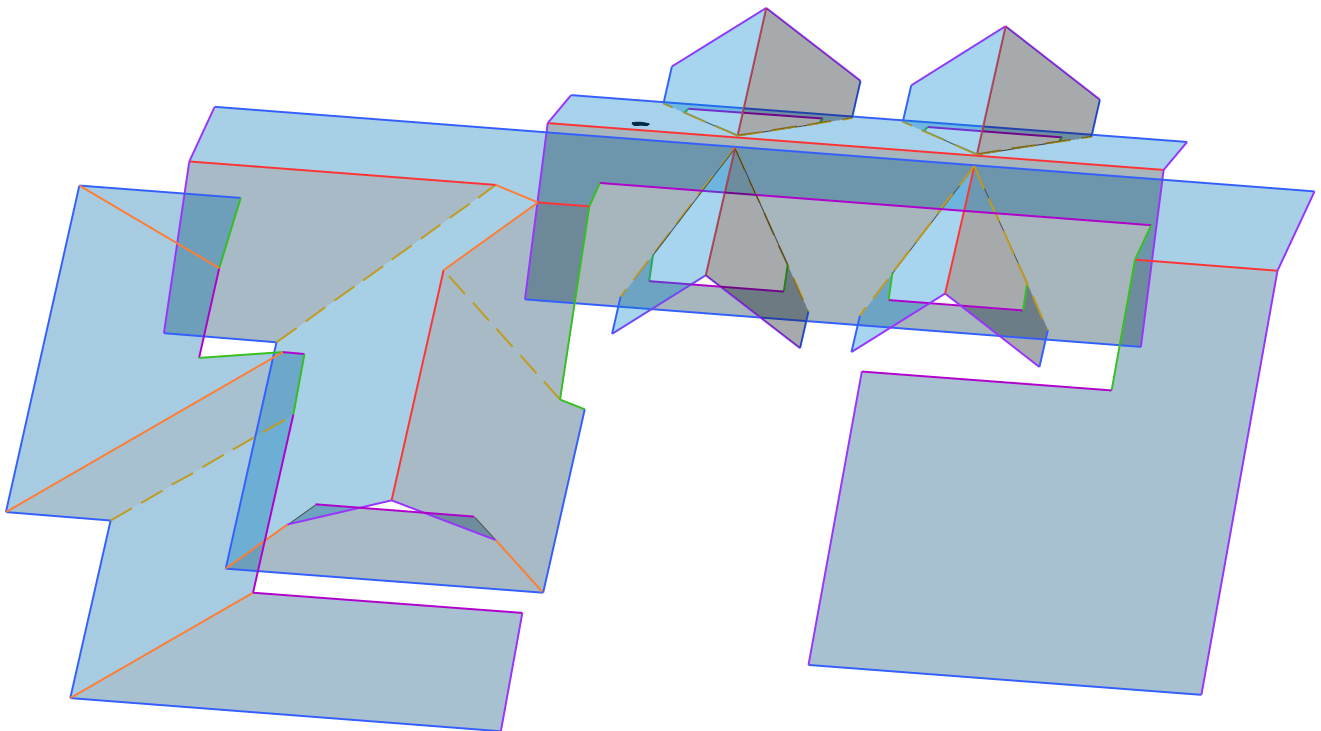
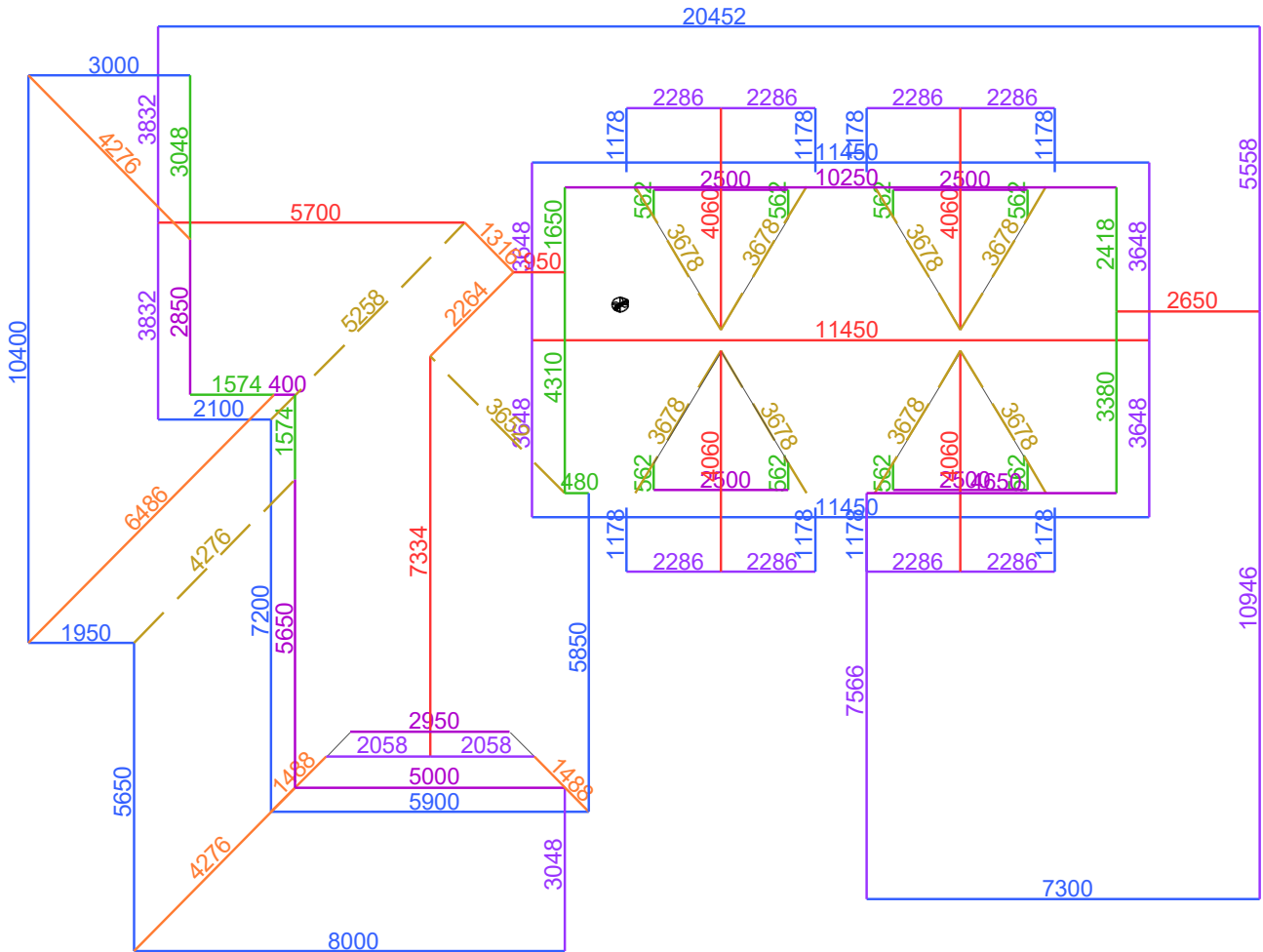


24 Coral Way, Mandurah WA 6210

Number of Roofs:	22	Number of Shell Ends:	5
Number of Roof Pitch:	5	Number of Hip Apexes:	1
Roof Pitch:	10.0, 20.0, 27.0, 40.0	Number of Barge Apexes:	9
Total Area (Sqm):	402.49	Total Stop Ends:	20
Number of Storeys:	3	Total Corners:	7



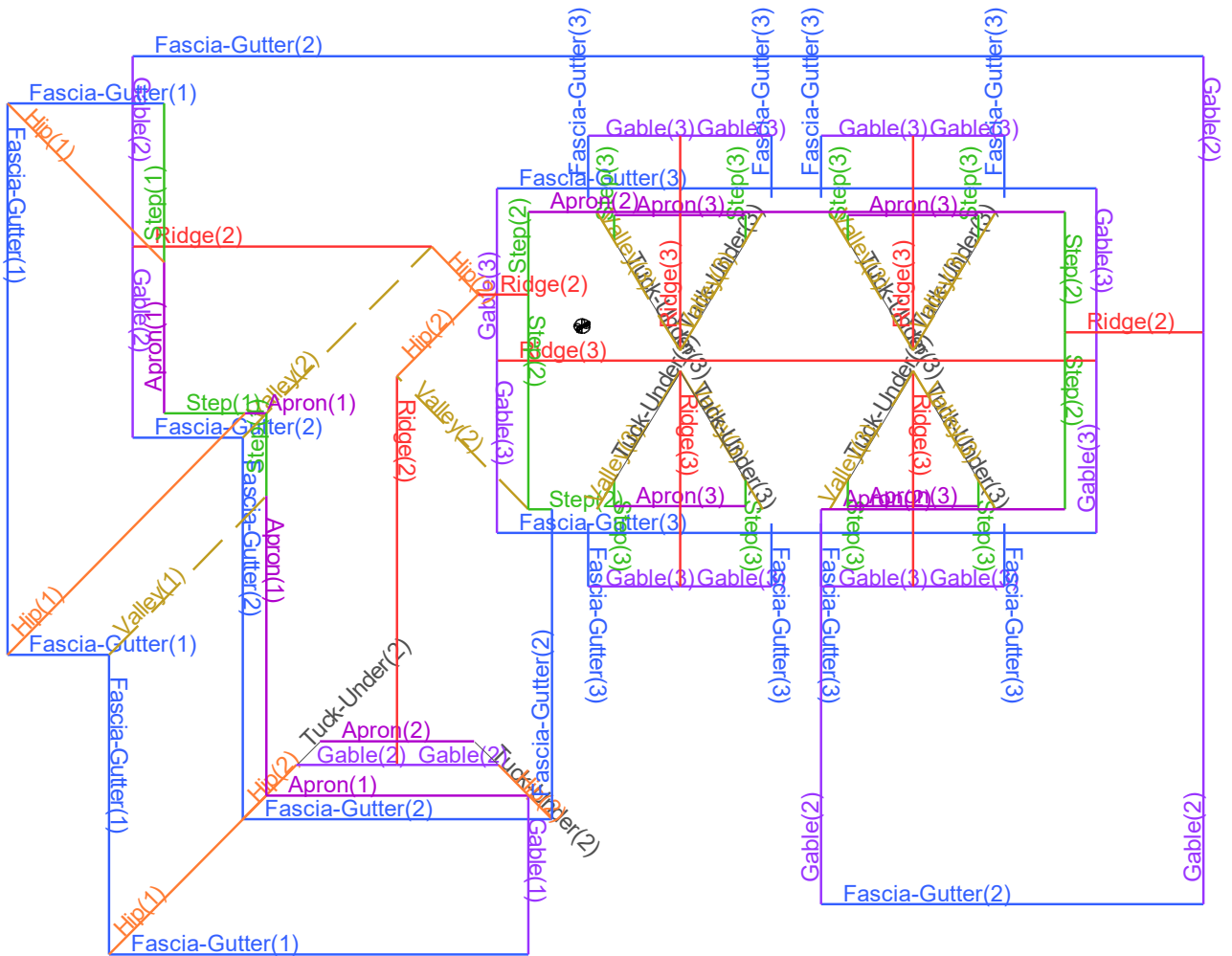
Dimension Diagram



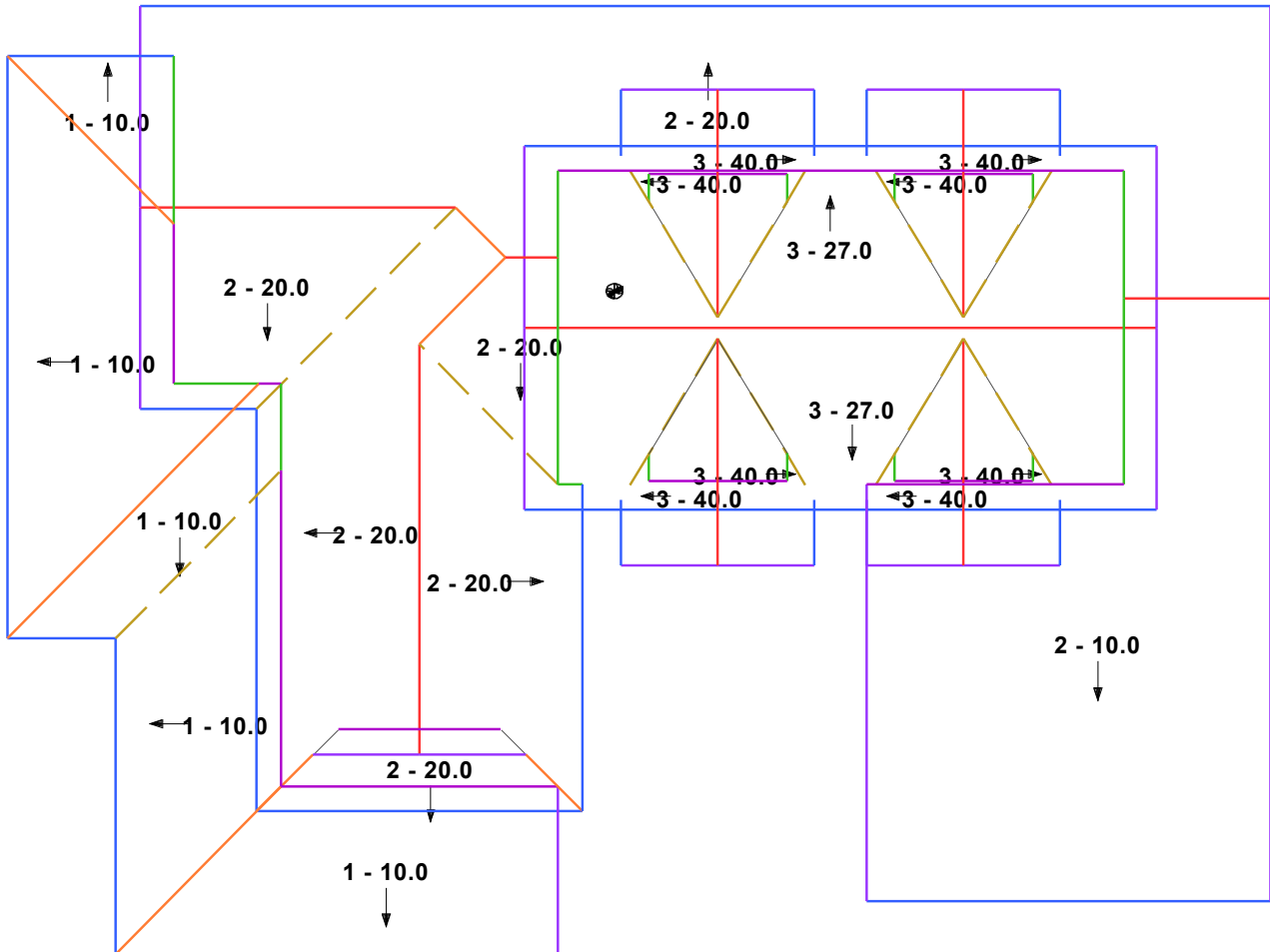
Total Line Lengths

Ridges:	44.32 m	Eaves:	110.11 m	Change of Pitch:	0.00 m
Hips:	21.59 m	Step:	22.92 m	Box Gutter:	0.00 m
Valleys:	42.60 m	Apron:	41.75 m	Boundary:	0.00 m
Gable:	71.75 m	Parapet:	0.00 m		

Length Diagram

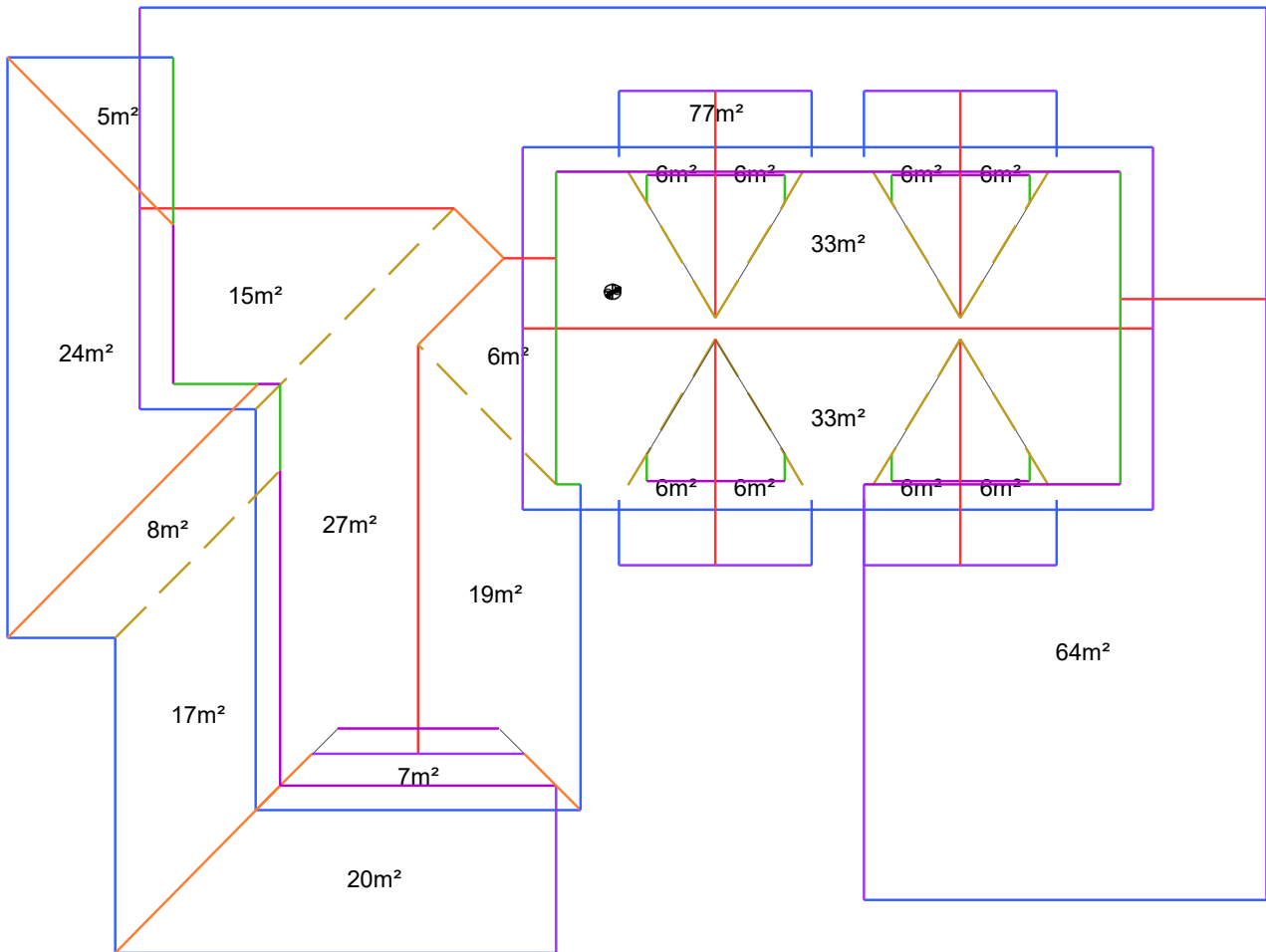


Pitch Diagram

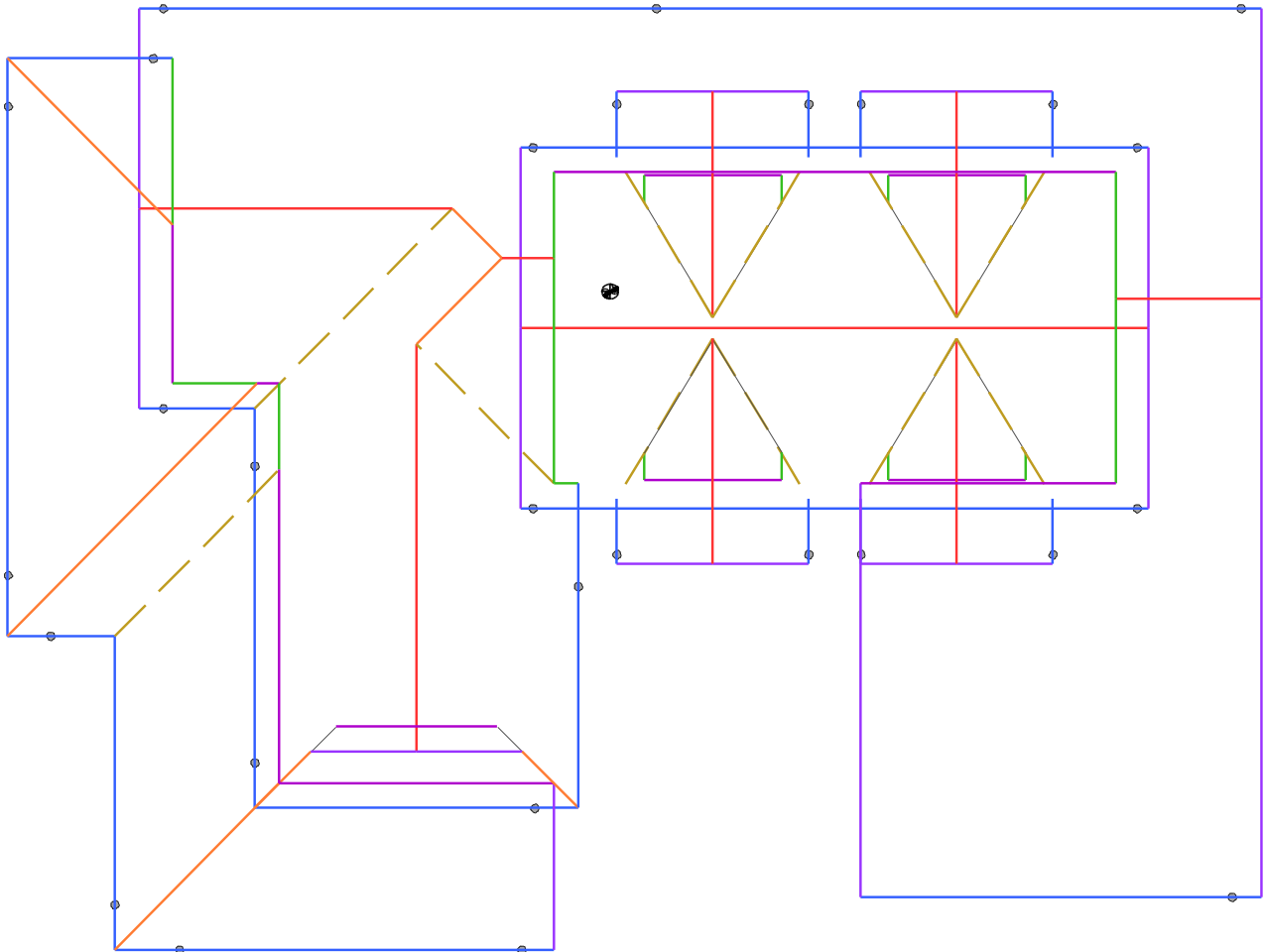


Pitch/Slope	Area	Material
10.0	137.3m ²	Metal
20.0	151.0m ²	Metal
27.0	66.4m ²	Metal
40.0	47.8m ²	Metal
Total	402.5m²	Metal

Area Diagram



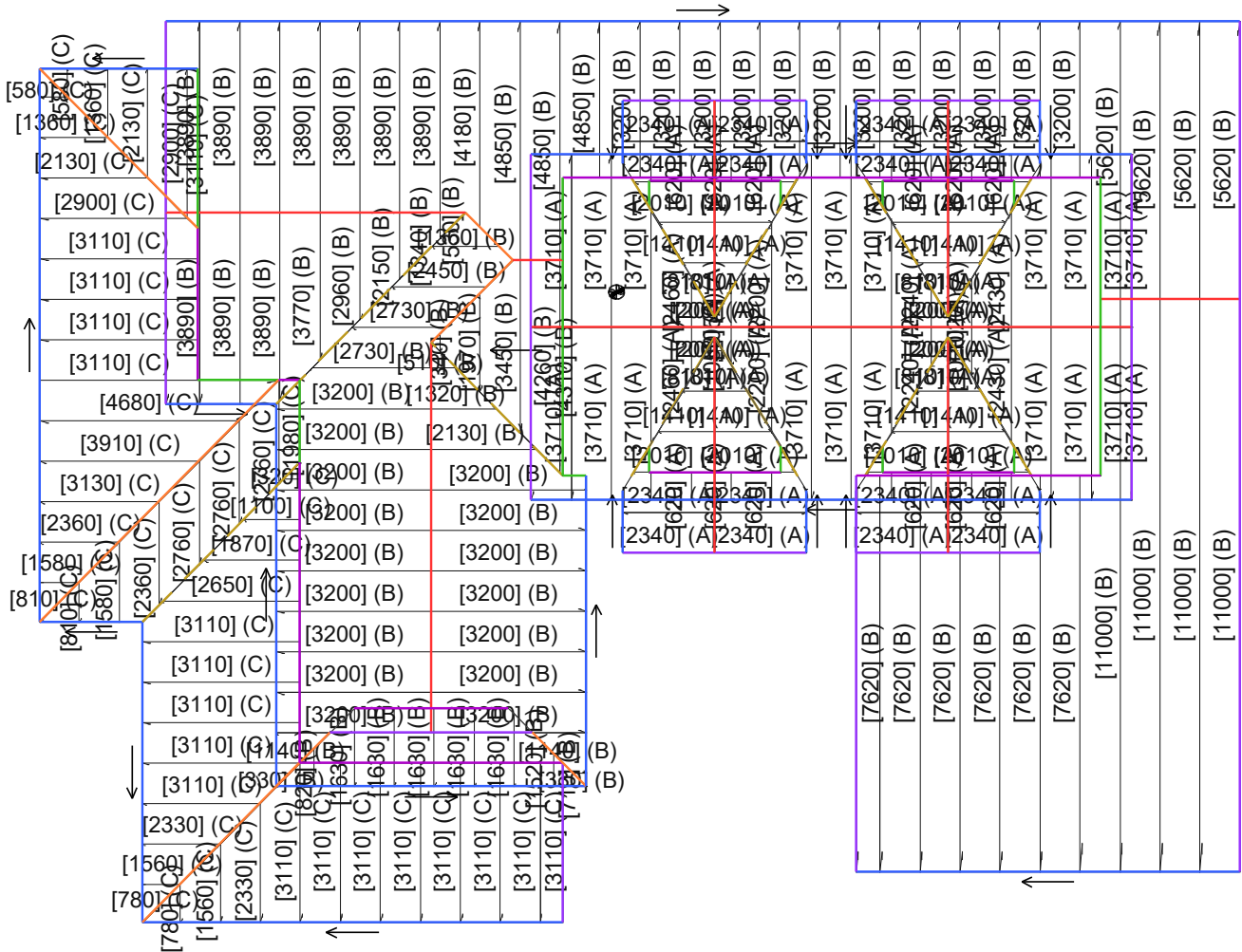
Downpipe Diagram



Downpipe/Accessory Description	Qty
-DP15010030,150x100 Square x 3000,TBA	9.00
-DP10075-24,100x75 Rectangular x 2400,TBA	16.00
-DP10075-18,100x75 Rectangular x 1800,TBA	16.00
-DP90PVC-30,90mm Round PVC x 3000,TBA	7.00
-DP150100A1,150x100 Outlet,Color	9.00
-DP150100A2,150x100 Elbow,Color	27.00

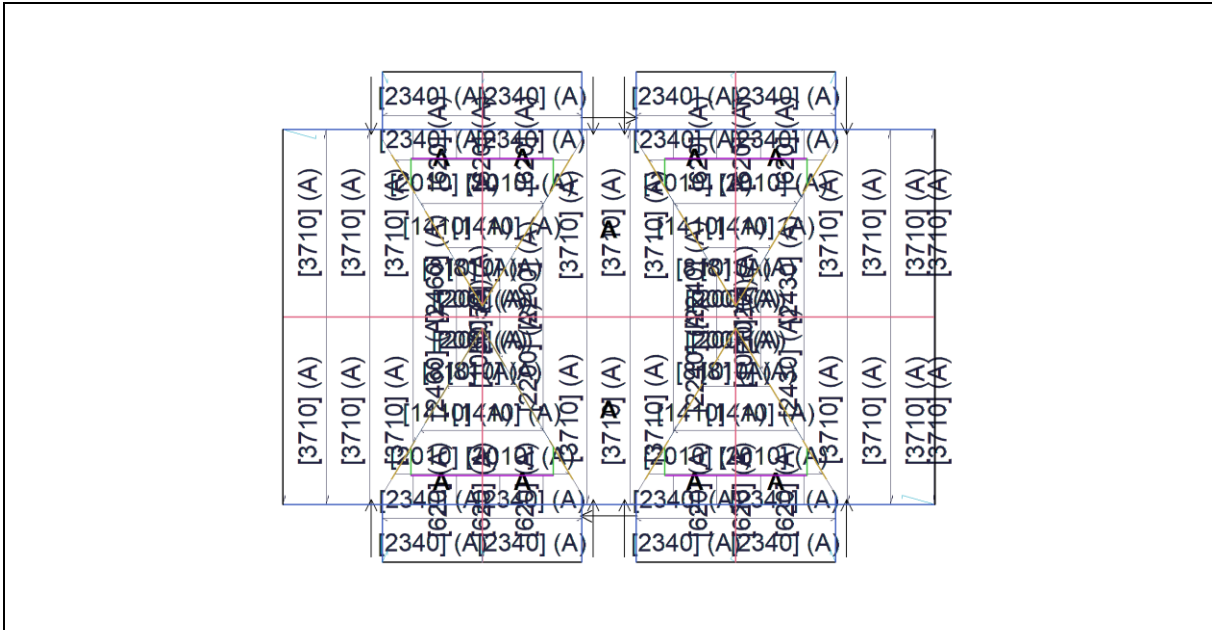
Downpipe/Accessory Description	Qty
-DP150100A4,150x100 Junction,Color	9.00
-DP150100A5,150x100 DP Spreader,Color	9.00
-SILCON-G,Silicone Sealant,Grey	9.00
-FPOP32C,Pop Rivets for DP,Color	45.00
-DP10075A01,100x75 Outlet,Color	12.00
-DP10075A02,100x75 Elbow,Color	36.00
-DP10075A03,100x75 DP Bracket,Color	20.00
-DP10075A04,100x75 Junction,Color	12.00
-DP10075A05,100x75 DP Spreader,Color	12.00
-SILCON-G,Silicone Sealant,Grey	12.00
-FPOP32C,Pop Rivets for DP,Color	60.00
-DP90PVCA01,100x75 Outlet,Color	7.00
-DP90PVCA02,100x75 Elbow,Color	21.00
-SILCON-G,Silicone Sealant,Grey	7.00
-FPOP32C,Pop Rivets for DP,Color	31.00

Panel Layout Diagram

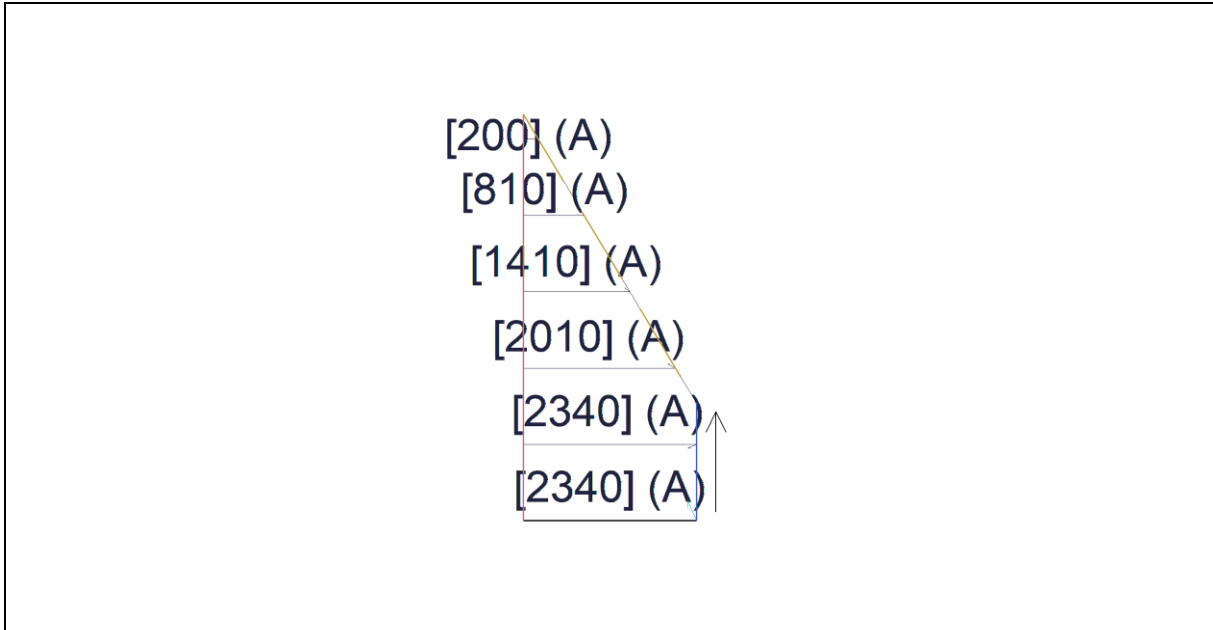


Panel Area	Actual Area	Estimated Waste
461.68 m2	402.49 m2	12.82 %

Section Diagram

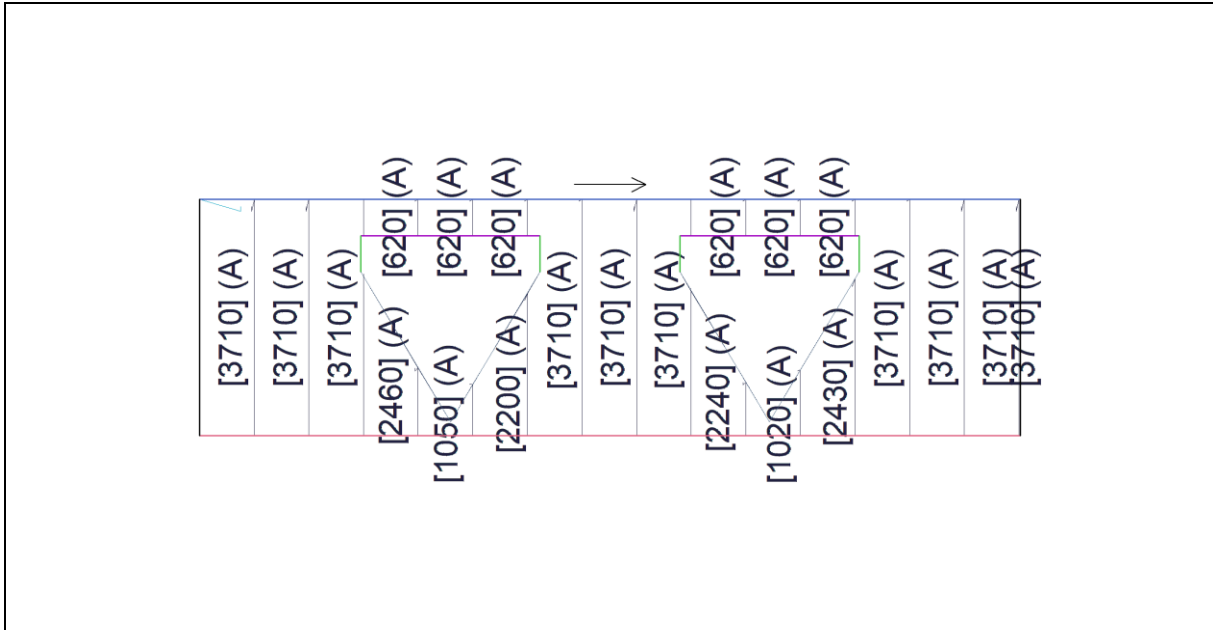


Section A - CGI-76242C,CGI Corrugated,TBA,0.42
Surface Area = 114.20 Sq. M.



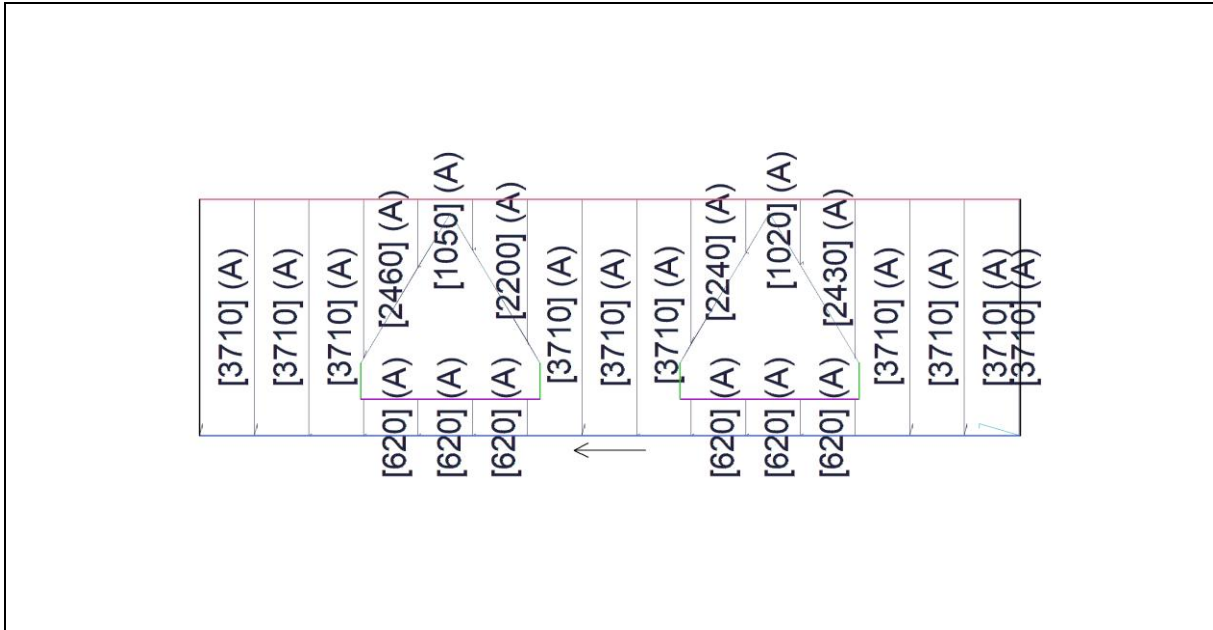
Plane A - 5.98 Sq. M.

Qty	Length	Total Length	Qty	Length	Total Length
2	2.340 M	4.680 M	1	0.810 M	0.810 M
1	2.010 M	2.010 M	1	0.200 M	0.200 M
1	1.410 M	1.410 M			
SubTotal	6	Panels			9.110 M



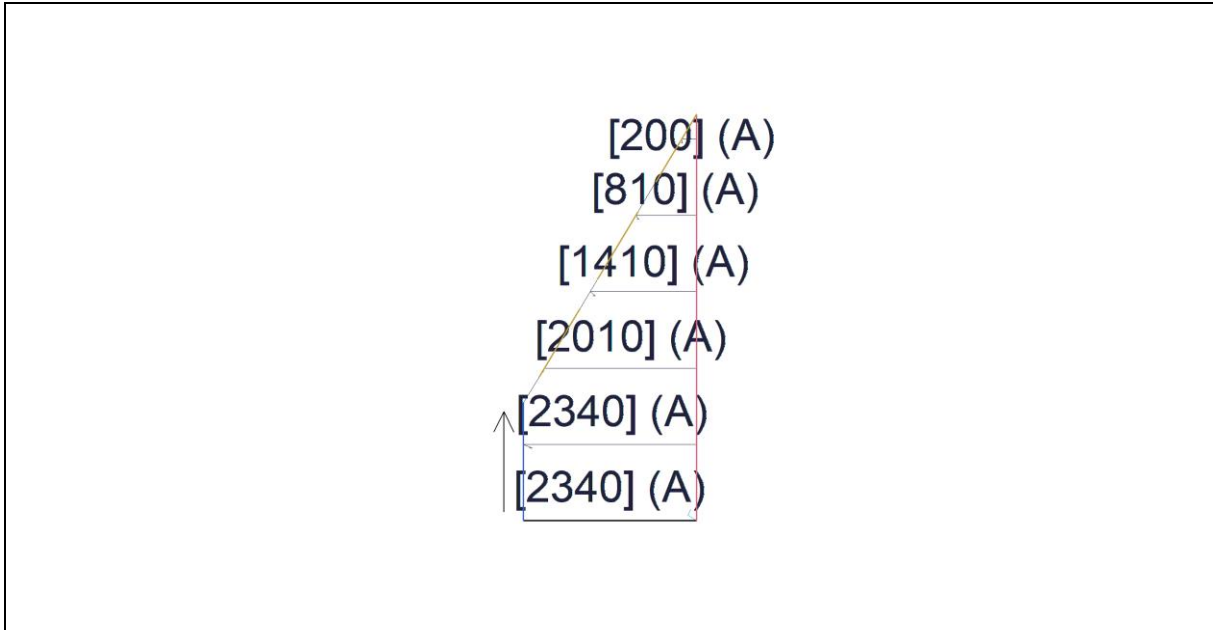
Plane A - 33.18 Sq. M.

Qty	Length	Total Length	Qty	Length	Total Length
10	3.710 M	37.100 M	1	2.200 M	2.200 M
1	2.460 M	2.460 M	1	1.050 M	1.050 M
1	2.430 M	2.430 M	1	1.020 M	1.020 M
1	2.240 M	2.240 M	6	0.620 M	3.720 M
SubTotal	22	Panels			52.220 M



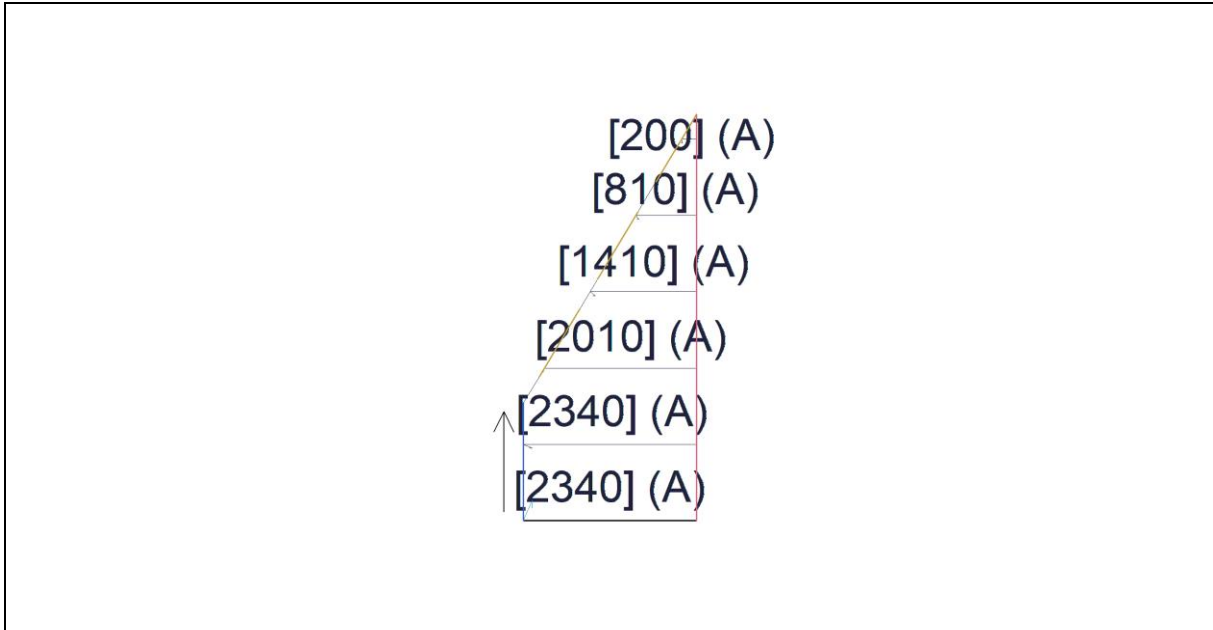
Plane A - 33.18 Sq. M.

Qty	Length	Total Length	Qty	Length	Total Length
10	3.710 M	37.100 M	1	2.200 M	2.200 M
1	2.460 M	2.460 M	1	1.050 M	1.050 M
1	2.430 M	2.430 M	1	1.020 M	1.020 M
1	2.240 M	2.240 M	6	0.620 M	3.720 M
SubTotal	22	Panels			52.220 M



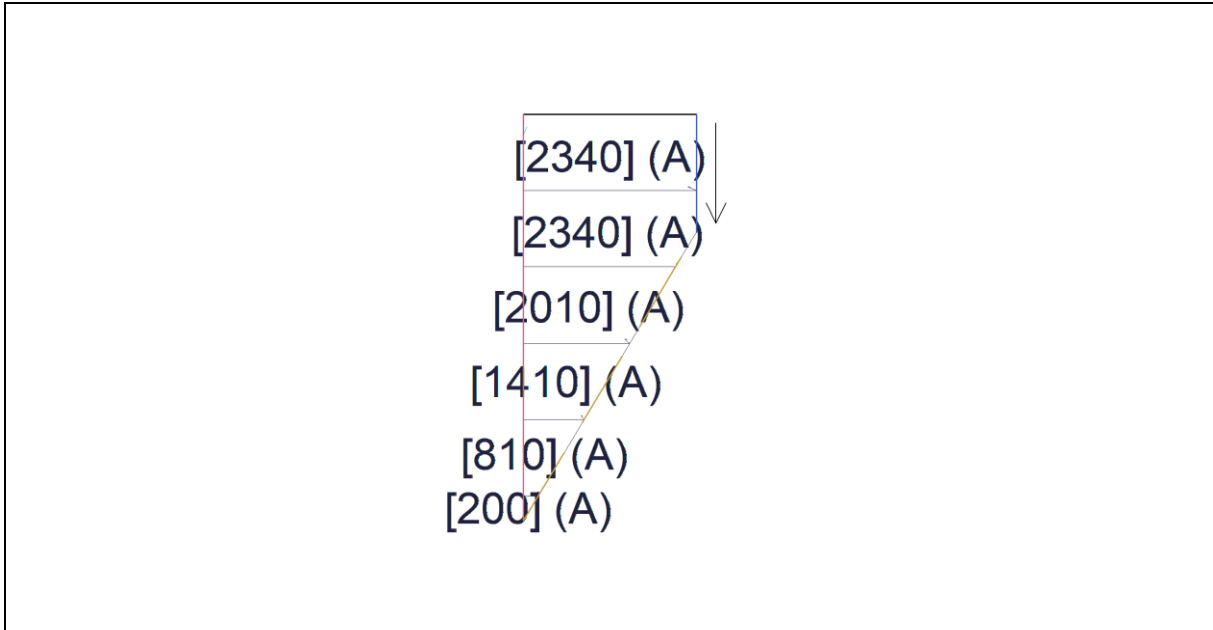
Plane A - 5.98 Sq. M.

Qty	Length	Total Length	Qty	Length	Total Length
2	2.340 M	4.680 M	1	0.810 M	0.810 M
1	2.010 M	2.010 M	1	0.200 M	0.200 M
1	1.410 M	1.410 M			
SubTotal	6	Panels			9.110 M



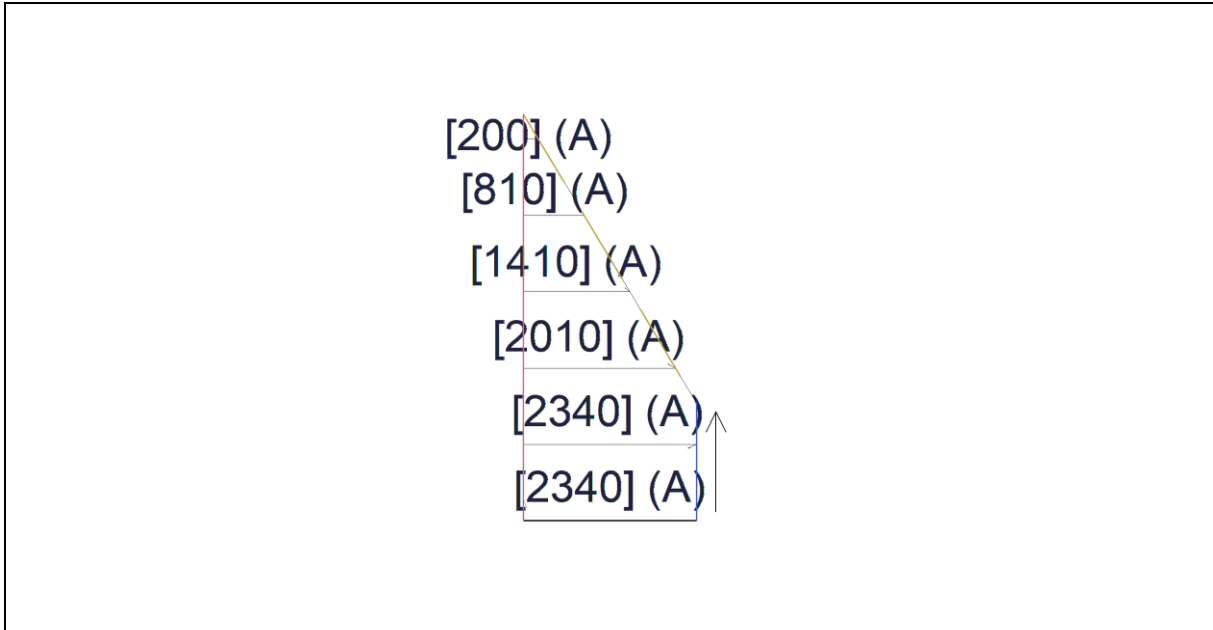
Plane A - 5.98 Sq. M.

Qty	Length	Total Length	Qty	Length	Total Length
2	2.340 M	4.680 M	1	0.810 M	0.810 M
1	2.010 M	2.010 M	1	0.200 M	0.200 M
1	1.410 M	1.410 M			
SubTotal	6	Panels			9.110 M



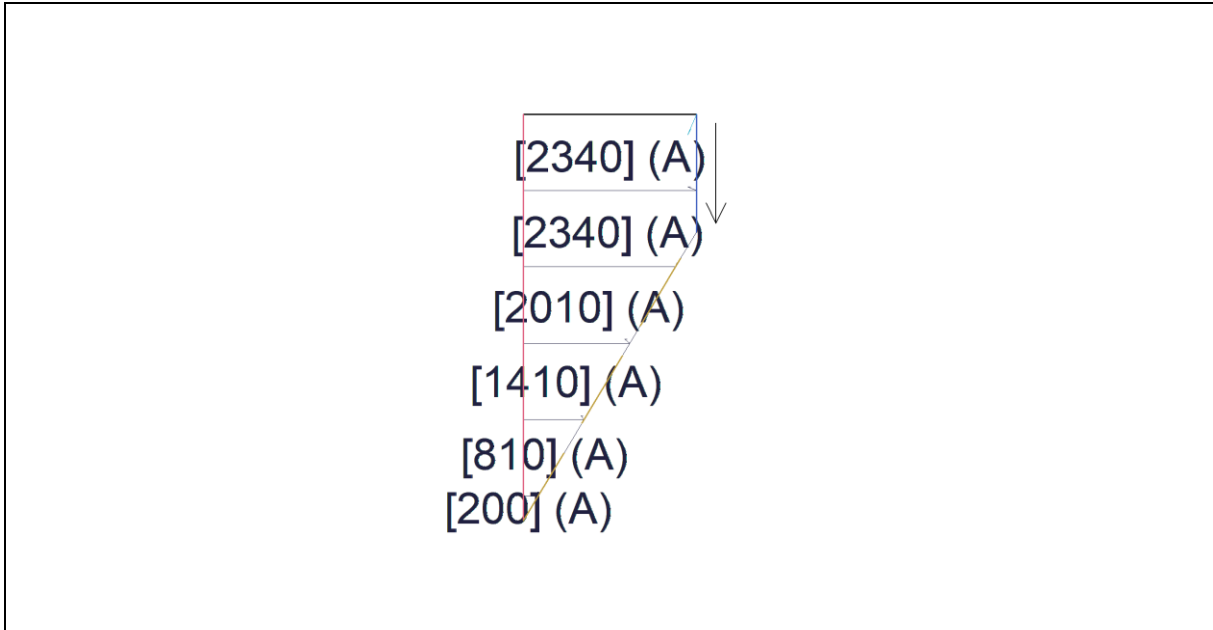
Plane A - 5.98 Sq. M.

Qty	Length	Total Length	Qty	Length	Total Length
2	2.340 M	4.680 M	1	0.810 M	0.810 M
1	2.010 M	2.010 M	1	0.200 M	0.200 M
1	1.410 M	1.410 M			
SubTotal	6	Panels			9.110 M



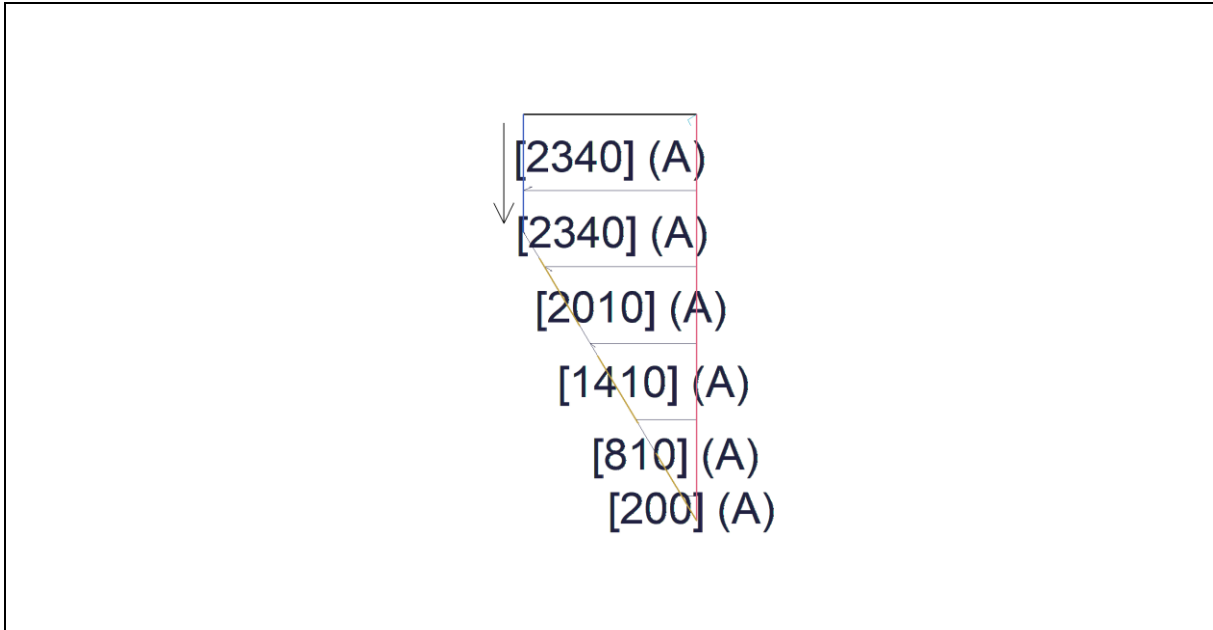
Plane A - 5.98 Sq. M.

Qty	Length	Total Length	Qty	Length	Total Length
2	2.340 M	4.680 M	1	0.810 M	0.810 M
1	2.010 M	2.010 M	1	0.200 M	0.200 M
1	1.410 M	1.410 M			
SubTotal	6	Panels			9.110 M



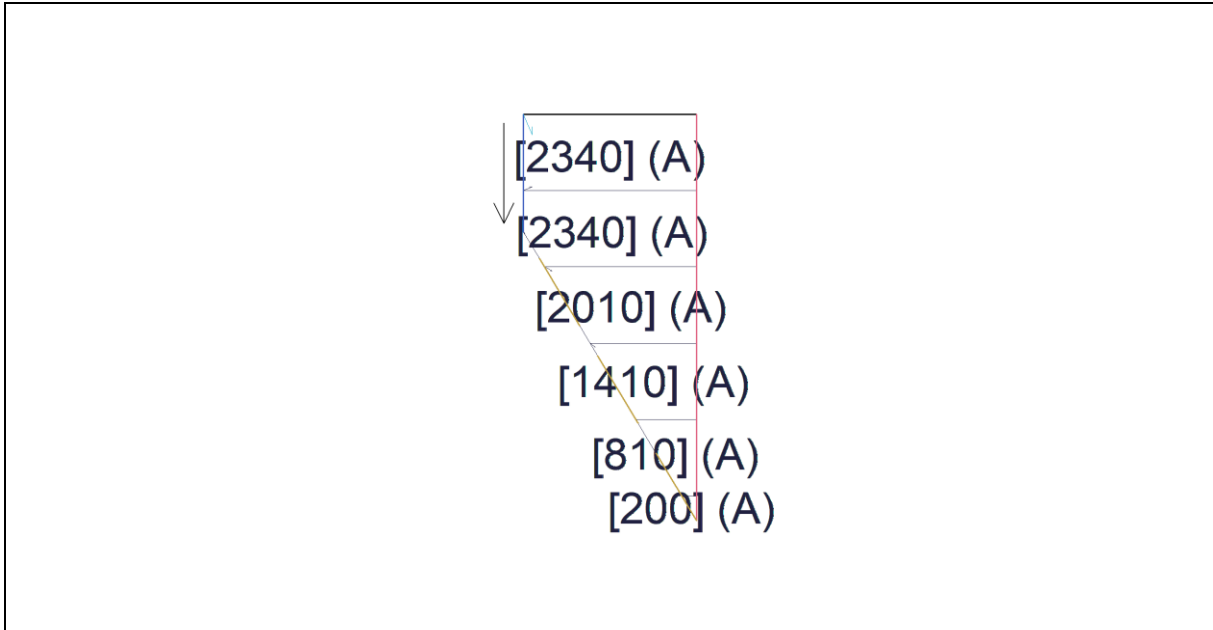
Plane A - 5.98 Sq. M.

Qty	Length	Total Length	Qty	Length	Total Length
2	2.340 M	4.680 M	1	0.810 M	0.810 M
1	2.010 M	2.010 M	1	0.200 M	0.200 M
1	1.410 M	1.410 M			
SubTotal	6	Panels			9.110 M



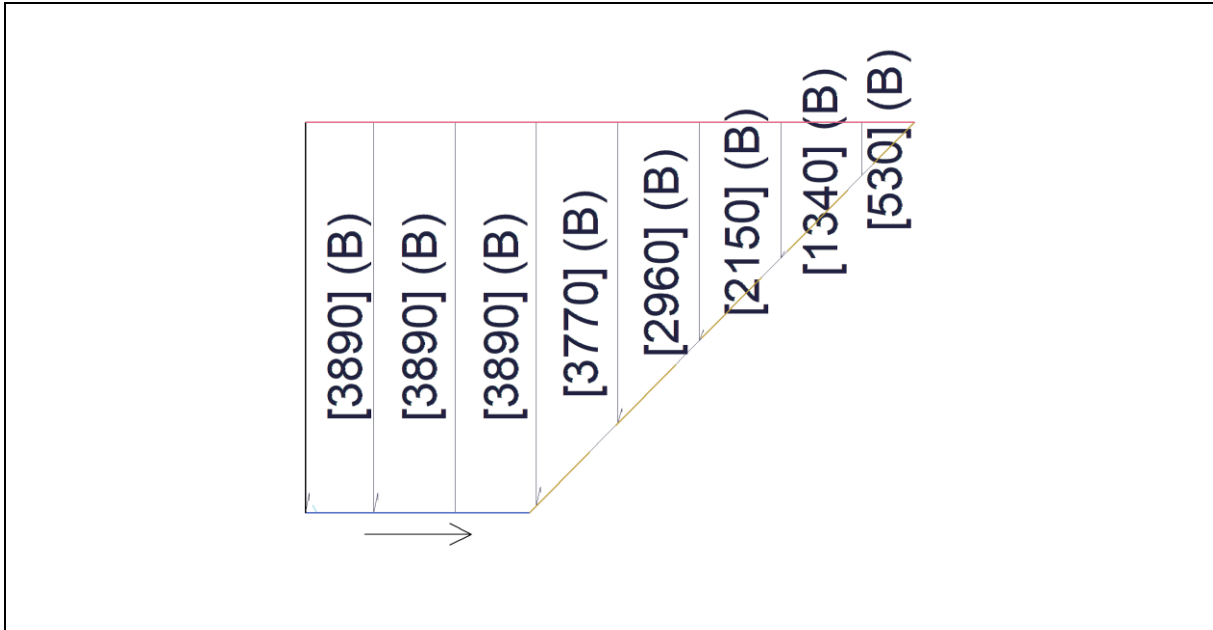
Plane A - 5.98 Sq. M.

Qty	Length	Total Length	Qty	Length	Total Length
2	2.340 M	4.680 M	1	0.810 M	0.810 M
1	2.010 M	2.010 M	1	0.200 M	0.200 M
1	1.410 M	1.410 M			
SubTotal	6	Panels			9.110 M



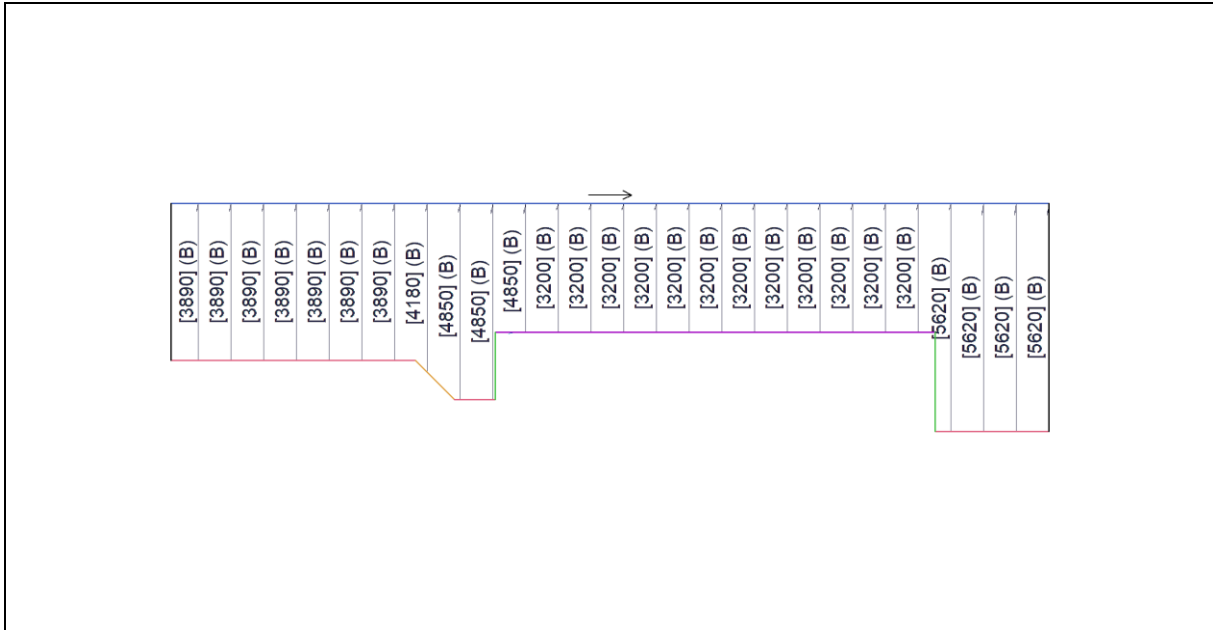
Plane A - 5.98 Sq. M.

Qty	Length	Total Length	Qty	Length	Total Length
2	2.340 M	4.680 M	1	0.810 M	0.810 M
1	2.010 M	2.010 M	1	0.200 M	0.200 M
1	1.410 M	1.410 M			
SubTotal	6	Panels			9.110 M



Plane B - 14.94 Sq. M.

Qty	Length	Total Length	Qty	Length	Total Length
3	3.890 M	11.670 M	1	2.150 M	2.150 M
1	3.770 M	3.770 M	1	1.340 M	1.340 M
1	2.960 M	2.960 M	1	0.530 M	0.530 M
SubTotal	8	Panels			22.420 M




Plane B - 77.17 Sq. M.

Qty	Length	Total Length	Qty	Length	Total Length
4	5.620 M	22.480 M	7	3.890 M	27.230 M
3	4.850 M	14.550 M	12	3.200 M	38.400 M
1	4.180 M	4.180 M			
SubTotal	27	Panels			106.840 M



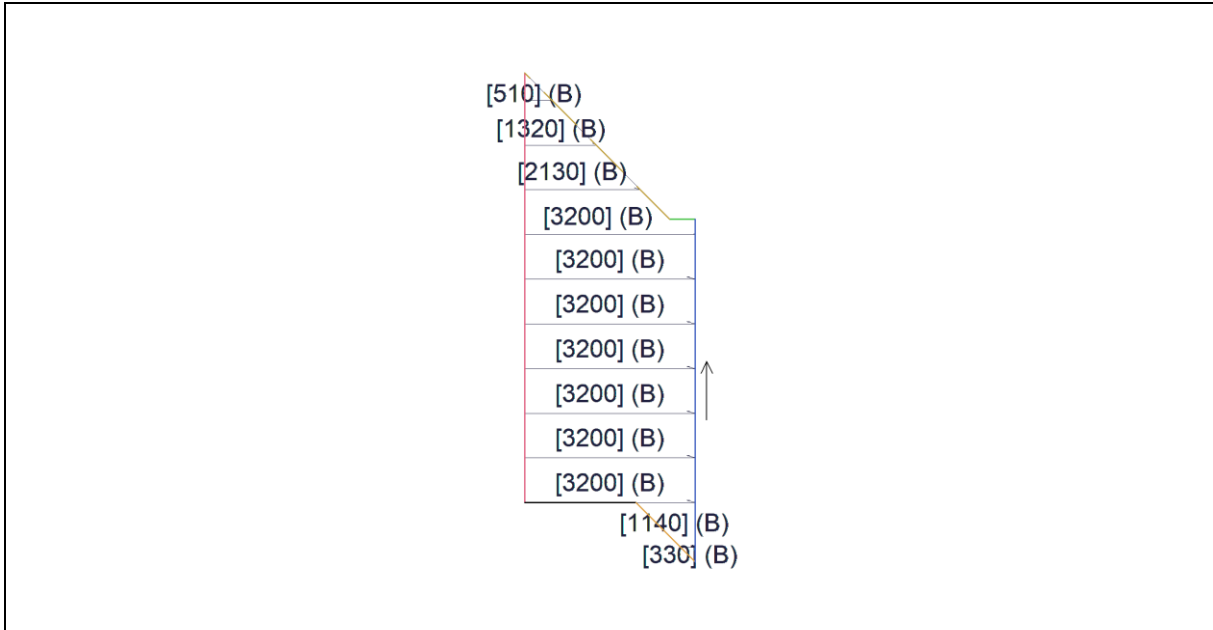
Plane B - 64.18 Sq. M.

Qty	Length	Total Length	Qty	Length	Total Length
4	11.000 M	44.000 M	6	7.620 M	45.720 M
SubTotal	10	Panels			89.720 M



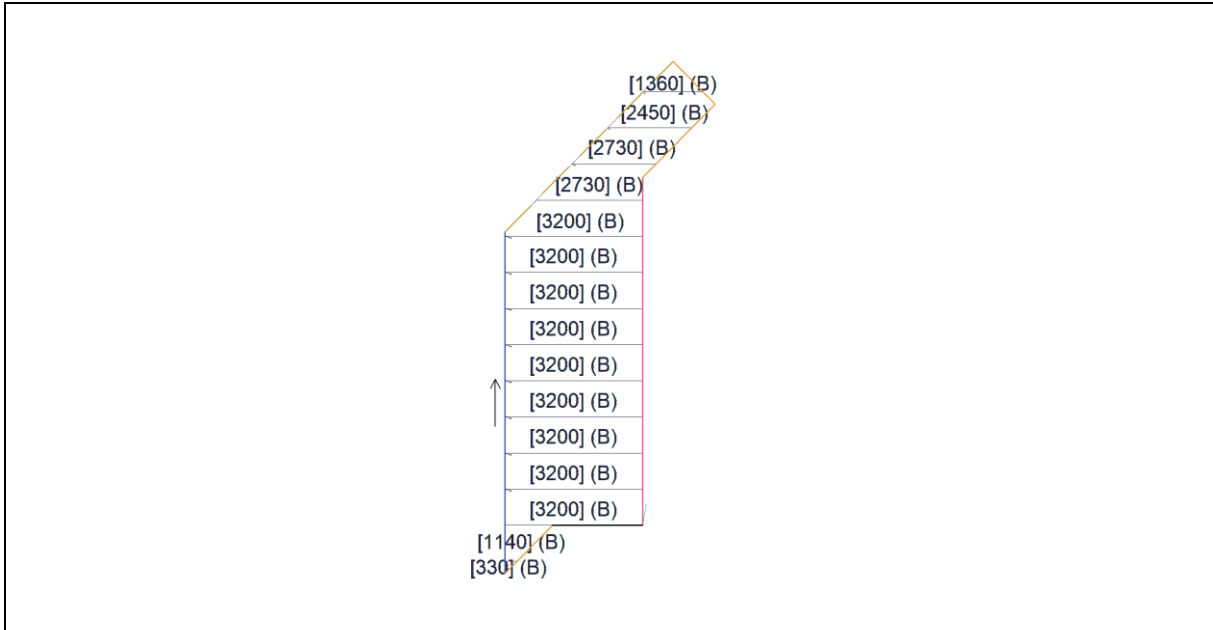
Plane B - 6.95 Sq. M.

Qty	Length	Total Length	Qty	Length	Total Length
5	1.630 M	8.150 M	1	0.820 M	0.820 M
1	1.520 M	1.520 M	1	0.710 M	0.710 M
SubTotal	8	Panels			11.200 M




Plane B - 19.05 Sq. M.

Qty	Length	Total Length	Qty	Length	Total Length
7	3.200 M	22.400 M	1	1.140 M	1.140 M
1	2.130 M	2.130 M	1	0.510 M	0.510 M
1	1.320 M	1.320 M	1	0.330 M	0.330 M
SubTotal	12	Panels			27.830 M



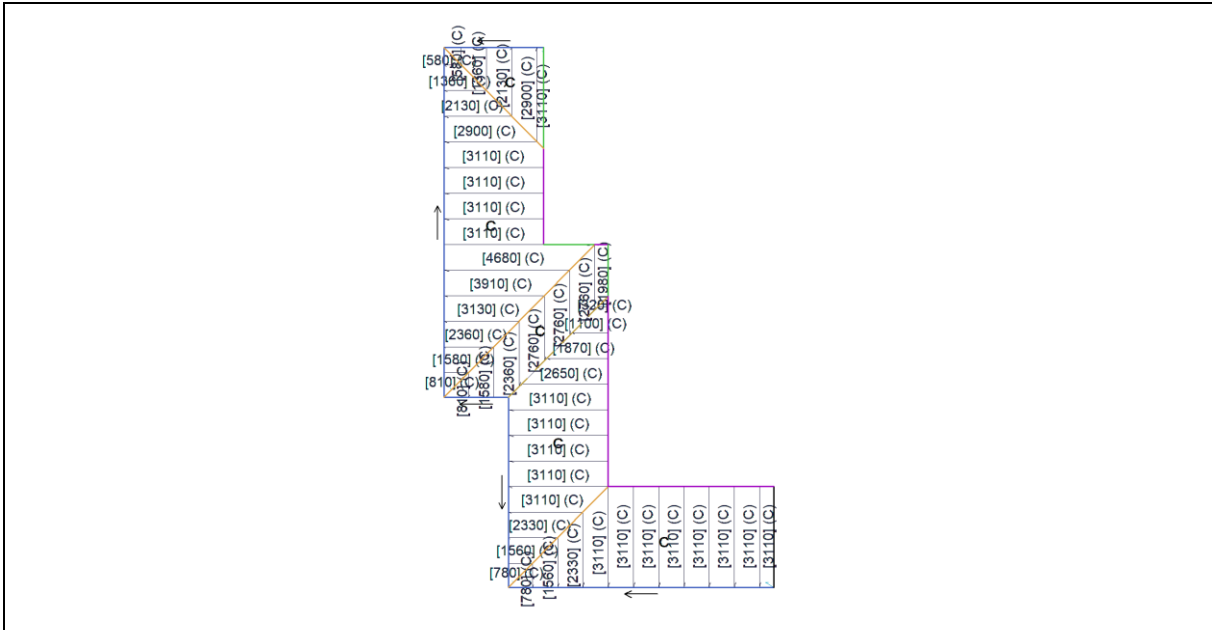
Plane B - 26.70 Sq. M.

Qty	Length	Total Length	Qty	Length	Total Length
9	3.200 M	28.800 M	1	1.360 M	1.360 M
2	2.730 M	5.460 M	1	1.140 M	1.140 M
1	2.450 M	2.450 M	1	0.330 M	0.330 M
SubTotal	15	Panels			39.540 M



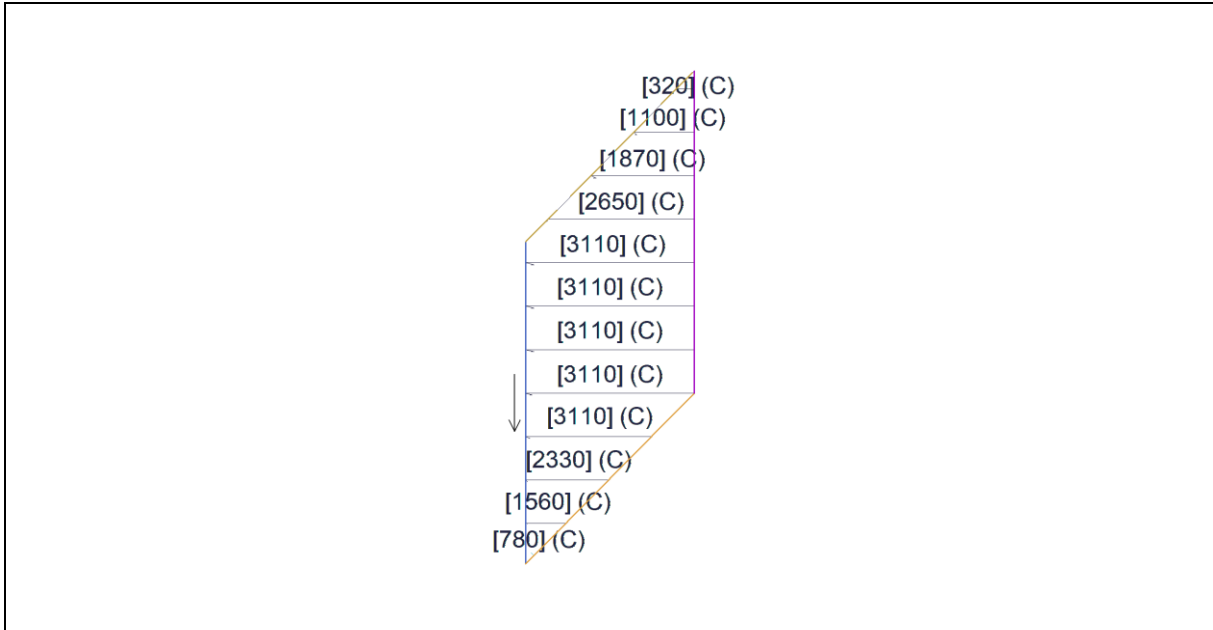
Plane B - 6.17 Sq. M.

Qty	Length	Total Length	Qty	Length	Total Length
1	4.310 M	4.310 M	1	1.970 M	1.970 M
1	4.260 M	4.260 M	1	0.340 M	0.340 M
1	3.450 M	3.450 M			
SubTotal	5	Panels			14.330 M



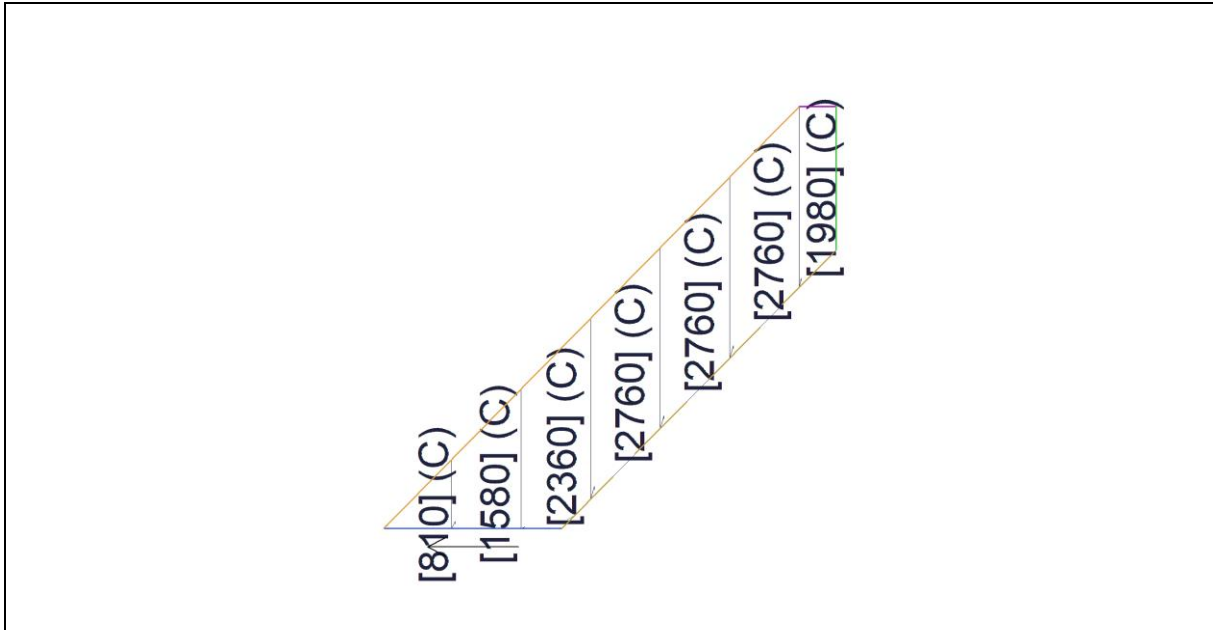
Section C - CGI-76242C, CGI Corrugated, TBA, 0.42

Surface Area = 73.13 Sq. M.



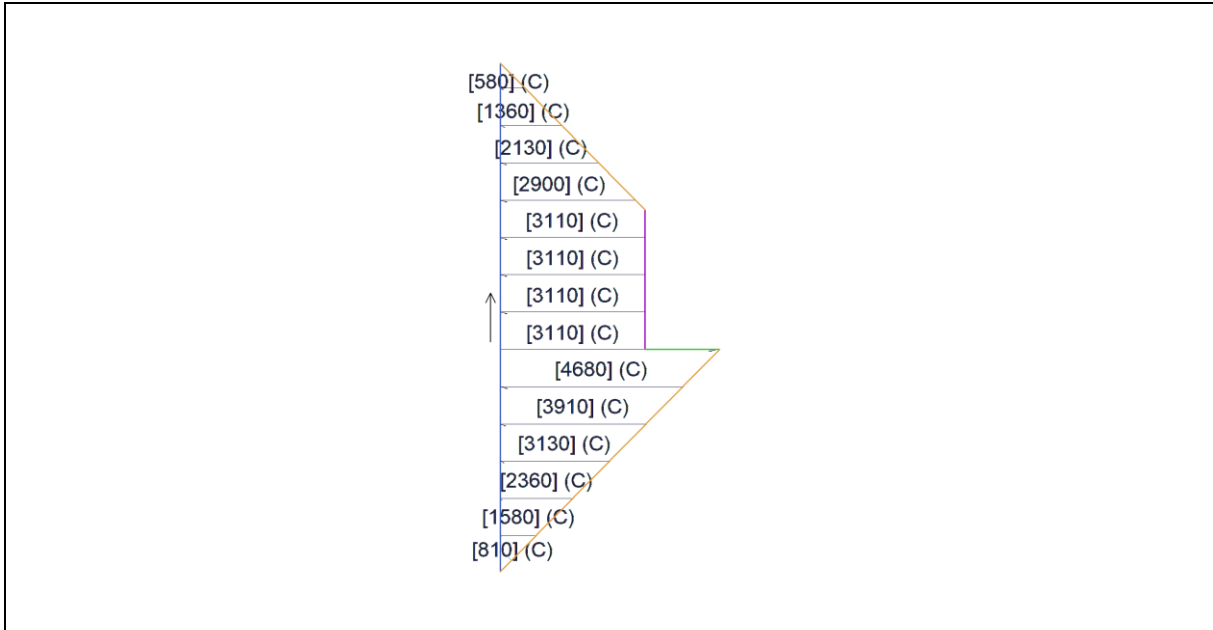
Plane C - 17.21 Sq. M.

Qty	Length	Total Length	Qty	Length	Total Length
5	3.110 M	15.550 M	1	1.560 M	1.560 M
1	2.650 M	2.650 M	1	1.100 M	1.100 M
1	2.330 M	2.330 M	1	0.780 M	0.780 M
1	1.870 M	1.870 M	1	0.320 M	0.320 M
SubTotal	12	Panels			26.160 M



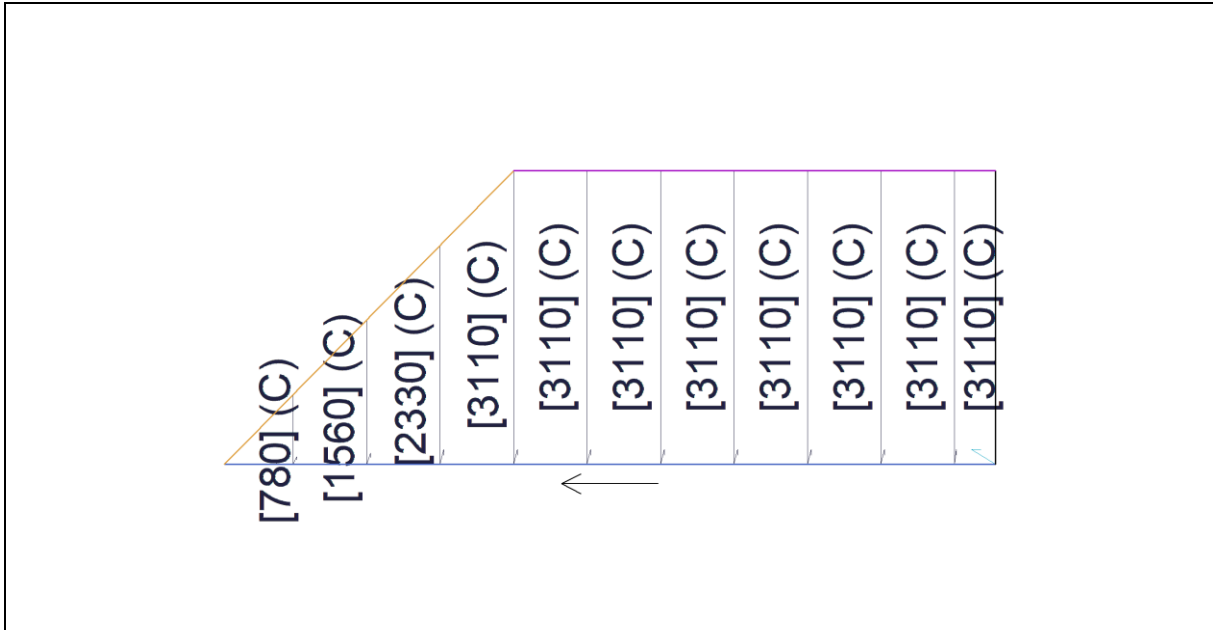
Plane C - 7.79 Sq. M.

Qty	Length	Total Length	Qty	Length	Total Length
3	2.760 M	8.280 M	1	1.580 M	1.580 M
1	2.360 M	2.360 M	1	0.810 M	0.810 M
1	1.980 M	1.980 M			
SubTotal	7	Panels			15.010 M




Plane C - 23.76 Sq. M.

Qty	Length	Total Length	Qty	Length	Total Length
1	4.680 M	4.680 M	1	2.130 M	2.130 M
1	3.910 M	3.910 M	1	1.580 M	1.580 M
1	3.130 M	3.130 M	1	1.360 M	1.360 M
4	3.110 M	12.440 M	1	0.810 M	0.810 M
1	2.900 M	2.900 M	1	0.580 M	0.580 M
1	2.360 M	2.360 M			
SubTotal	14	Panels			35.880 M



Plane C - 19.80 Sq. M.

Qty	Length	Total Length	Qty	Length	Total Length
8	3.110 M	24.880 M	1	1.560 M	1.560 M
1	2.330 M	2.330 M	1	0.780 M	0.780 M
SubTotal	11	Panels			29.550 M



Plane C - 4.57 Sq. M.

Qty	Length	Total Length	Qty	Length	Total Length
1	3.110 M	3.110 M	1	1.360 M	1.360 M
1	2.900 M	2.900 M	1	0.580 M	0.580 M
1	2.130 M	2.130 M			
SubTotal	5	Panels			10.080 M

Cutting List Table

Category	Item Description	Qty
Straight	CGI-76242C, CGI Corrugated, TBA, 0.42	461.68 sqm
	4/11000, 6/7620, 4/5620, 3/4850, 1/4680, 1/4310, 1/4260, 1/4180, 1/3910, 10/3890, 1/3770, 20/3710, 1/3450, 28/3200, 1/3130, 18/3110, 1/2960, 2/2900, 3/2760, 2/2730, 1/2650, 2/2460, 1/2450, 2/2430, 2/2360, 16/2340, 2/2330, 2/2240, 2/2200, 1/2150, 2/2130, 1/2130, 8/2010, 1/1980, 1/1970, 1/1870, 5/1630, 2/1580, 2/1560, 1/1520, 8/1410, 1/1360, 2/1360, 1/1340, 1/1320, 2/1140, 1/1100, 2/1050, 2/1020, 1/820, 2/810, 8/810, 2/780, 1/710, 12/620, 2/580, 1/530, 1/510, 1/340, 2/330, 1/320, 8/200.	605.88 m
Ridge	Ridge Roll Top 8m, TBA	67.70
	1/7440, 1/6590, 2/5850, 1/5800, 2/4380, 4/4160, 1/2750, 1/2370, 2/1590, 1/1420, 1/1050.	
Valley	Valley 8m, TBA	45.96
	1/5560, 1/4580, 9/3980.	
Fascia	Metal Fascia 8m, TBA	197.34
	1/7830, 1/7550, 3/7000, 1/6650, 1/6350, 1/6280, 4/5930, 2/5650, 2/4330, 1/3500, 1/2580, 1/2480, 8/1430, 1/7870, 1/5860, 2/5700, 2/4140, 4/3950, 1/3350, 8/2590, 2/2360.	
Gutter	Squareline Gutter 8m, TBA	121.95
	1/7980, 1/7650, 3/7040, 1/6850, 1/6500, 1/6430, 4/5980, 2/5750, 2/4400, 1/3650, 1/2730, 1/2580, 8/1530.	
Gable	Barge Flashing 8m, TBA	78.00
	1/7870, 1/5860, 2/5700, 2/4140, 4/3950, 1/3350, 8/2590, 2/2360.	
Apron	Apron Flashing 8m, TBA	43.56
	1/5800, 2/5280, 1/5150, 1/4800, 1/3100, 1/3000, 4/2650, 1/550.	
Step	Step Flashing 8m, TBA	25.41
	1/4460, 1/3530, 1/3200, 1/2570, 1/1800, 2/1730, 8/720, 1/630.	

Details Table

Category	Item Description	Qty
Straight Roofing	CGI-76242C,CGI Corrugated,TBA,0.42	461.68
Insulation	ISMUL24,Multitel,BAL,, Large	16.00
	ISMUL12,Multitel,BAL,, Small	2.00
Ridge Flashing	RRT-8-,Ridge Roll Top 8m,TBA	67.70
Valley Flashing	VAL-8-,Valley 8m,TBA	45.96
Fascia	MFAS8-,Metal Fascia 8m,TBA	197.34
Gutter	SQGT8-,Squareline Gutter 8m,TBA	121.95
Gable	BAR-8-,Barge Flashing 8m,TBA	78.00
Apron Flashing	APR-8-,Apron Flashing 8m,TBA	43.56
Step	STP-8-,Step Flashing 8m,TBA	25.41
Downpipes	DP15010030,150x100 Square x 3000,TBA	9.00
	DP150100A1,150x100 Outlet,Color	9.00
	DP150100A2,150x100 Elbow,Color	27.00
	DP150100A4,150x100 Junction,Color	9.00
	DP150100A5,150x100 DP Spreader,Color	9.00
	SILCON-G,Silicone Sealant,Grey	9.00
	FPOP32C,Pop Rivets for DP,Color	45.00
	DP10075-24,100x75 Rectangular x 2400,TBA	16.00
	DP10075-18,100x75 Rectangular x 1800,TBA	16.00
	DP10075A01,100x75 Outlet,Color	12.00
	DP10075A02,100x75 Elbow,Color	36.00
	DP10075A03,100x75 DP Bracket,Color	20.00
	DP10075A04,100x75 Junction,Color	12.00
	DP10075A05,100x75 DP Spreader,Color	12.00
	SILCON-G,Silicone Sealant,Grey	12.00
	FPOP32C,Pop Rivets for DP,Color	60.00
	DP90PVC-30,90mm Round PVC x 3000,TBA	7.00
	DP90PVCA01,100x75 Outlet,Color	7.00
	DP90PVCA02,100x75 Elbow,Color	21.00

Category	Item Description	Qty
	SILCON-G,Silicone Sealant,Grey	7.00
	FPOP32C,Pop Rivets for DP,Color	31.00
Fixtures	SP-EX-WB300,Whirlybird 300mm,,	1.00
Accessories	BAC---C,Barge Apex Cover,TBA	9.00
	BMRH--C,Barge Moulds RH,TBA	13.00
	BMLH--C,Barge Moulds LH,TBA	13.00
	EXCRN-C,External Corner,TBA	5.00
	INCRN-C,Internal Corner,TBA	2.00
	RTBRK-C,Fascia Rafter Bracket,Galv	217.00
	JOINS-C,Joining Sleeve,TBA	7.00
	GUTGU-G,Gutter Guards,TBA	111.00
	GUTBR-C,Gutter Bracket,Galv	123.00
	INMIL-C,Internal Mitre,TBA	2.00
	EXMIL-C,External Mitre,TBA	5.00
	STORH-C,Stop End RH,TBA	10.00
	STOLH-C,Stop End LH,TBA	10.00
Fasteners	FTSSC-C,10-16x16,Stitching Screw,TBA	547.00
	FPOP40C,4.0mm,Pop Rivets,TBA	618.00
	SILCON-C,,Silicone Sealant,Clear	9.00

Flashing Allowances

Line Type	Run	Lap	Int. Corner	Ext. Corner
Ridge	100.00	150.00		
Hip	200.00	150.00		
Valley	300.00	150.00		
Gable	300.00	150.00		
Fascia-Barge	300.00	150.00		
Batten 1	50.00	150.00		
Batten 2	50.00	150.00		
Apron	150.00	150.00		
Box-Gutter	300.00	150.00		
Step	150.00	150.00		
Change-of-Pitch	200.00	150.00		
Parapet	200.00	150.00		
Mono-Ridge	300.00	150.00		
Soffit Edge	300.00	150.00		
Custom	2.00	150.00		
Gutter	350.00	150.00	125.00	300.00
Fascia	250.00	150.00	125.00	250.00

Panel Allowances

Offset-Roof Option	Distance
Gutter Overhang	55.00
Box Gutter Overhang	0.00
Hip Clearance	0.00
Ridge Clearance	0.00
Gable Clearance	0.00
Valley Clearance	0.00
Apron Clearance	0.00
Batten Thickness	0.00

Batten Allowances

Batten Spacing Table	
Closest to Eave	100
2nd Closest to Eave	0
3rd Closest to Eave	0
Intermediate Spacing	900
Spacing from Ridges	100
Spacing from Hips	100
Spacing from Aprons	150
Spacing from Valleys	150
3rd Closest to Ridge	0
2nd Closest to Ridge	0
Closest to Ridge	100